

Postgraduate Diploma 3D Hair Creation and Clothing Simulation





Postgraduate Diploma 3D Hair Creation and Clothing Simulation

- » Modality: online
- » Duration: 6 months
- » Certificate: TECH Technological University
- » Dedication: 16h/week
- » Schedule: at your own pace
- » Exams: online

Website: www.techtitute.com/us/videogames/postgraduate-diploma/postgraduate-diploma-3d-hair-creation-clothing-simulation

Index

01

Introduction

p. 4

02

Objectives

p. 8

03

Course Management

p. 12

04

Structure and Content

p. 16

05

Methodology

p. 20

06

Certificate

p. 28

01

Introduction

Clothing and hair are fundamental elements in any video game character, which are often not appreciated separately. Even so, specializing in this area provides programmers with a more complete and versatile profile when working on any project. For this reason, this TECH program will help students learn the techniques and secrets to make the best hair and costume models possible, introducing them to the Blender tools used by professionals in the industry. With all this, they will be provided with a direct qualification, in which they will not have to present a final work to receive the accreditation, being able to apply for any project immediately.





“

Hair and clothing help shape the personality of the characters. It will be your job to model them to perfection"

Lara Croft, Sub-Zero, Link, Dante, are just some of the characters that can be easily recognized by their hair or clothes. Therefore, companies with new projects put a lot of effort into achieving a realistic and distinctive finish. Therefore, they are looking for programmers who have knowledge in textures, lighting, shadows and movement. Also, it is no use having a realistic face if the clothes and hair do not move with the character.

In this way, it is highly valued in the sector, that professionals know about the tools that help to shape these aspects, such as Marvelous Designer, Blender or ZBrush. They can also be used to refine and texturize every strand and thread of a garment.

All this knowledge can be acquired through programs such as this Postgraduate Diploma, which focuses on those aspects of 3D modeling that will allow you to achieve a result like the great titles of today. Included in its totality in a program with an online methodology, making it easy for the student to take them where and when they need to.

In addition, the didactic material and the set of practical examples will enable students to fully understand the methods for developing hair textures and weave simulation.

This **Postgraduate Diploma in 3D Hair Creation and Clothing Simulation** contains the most complete and up-to-date program on the market. Its most notable features are:

- ◆ The development of case studies presented by experts in 3D modeling
- ◆ The graphic, schematic, and practical contents with which they are created, provide practical information on the disciplines that are essential for professional practice
- ◆ Practical exercises where self-assessment can be used to improve learning
- ◆ Its special emphasis on innovative methodologies
- ◆ Theoretical lessons, questions to the expert, debate forums on controversial topics, and individual reflection assignments
- ◆ Content that is accessible from any fixed or portable device with an Internet connection



Can you remember the hair and clothing movement of video game characters? I'm sure you do. With this program you will achieve the same effect"

“

The great video game professionals use the tools that you will learn in this program. What are you waiting for?" Enroll now"


The program's teaching staff includes professionals from the sector who contribute their work experience to this training program, as well as renowned specialists from leading societies and prestigious universities

The multimedia content, developed with the latest educational technology, will provide the professional with situated and contextual learning, i.e., a simulated environment that will provide immersive training programmed to train in real situations

This program is designed around Problem-Based Learning, whereby the professional must try to solve the different professional practice situations that arise during the academic year. For this purpose, the student will be assisted by an innovative interactive video system created by renowned and experienced experts

Achieve professional success with a program that allows you to do it from anywhere in the world and at any time you want.


Surprise everyone with the techniques you will learn in this program, molding realistic clothes and hair in 3D.



02

Objectives

The objective of this Postgraduate Diploma is obvious: to provide students with the tools they need to recreate any hairstyle or clothing requested in 3D. This arduous work requires, therefore, specific knowledge to work with the software and tools used in the sector, such as Blender or ZBrush. Thus, thanks to this knowledge, the students will be able to distinguish themselves among their peers, significantly improving their professional profile





“

It is an excellent opportunity to specialize in this area. A unique professional growth opportunity"



General Objectives

- ◆ Expand knowledge of human and animal anatomy in order to develop hyper-realistic creatures
- ◆ Master the retopology, UVS and texturing to perfect the models created
- ◆ Create an optimal and dynamic workflow to work more efficiently with 3D modeling
- ◆ Have the skills and knowledge most in demand in the 3D industry to be able to apply for the best jobs



Companies will ask you to work with them when you complete this program"





Specific Objectives

Module 1. Hair Creation for Video Games and Movies

- ◆ Delve into the advanced use of Xgen in Maya
- ◆ Create hair for movies
- ◆ Studying hair using Cards for video games
- ◆ Develop your own hair textures
- ◆ See the different use of hairbrushes in ZBrush

Module 2. Clothing Simulation

- ◆ Study at Marvelous Designer
- ◆ Create fabric simulations in Marvelous Designer
- ◆ Practice different types of complex patterns in Marvelous Designer
- ◆ Delve into the professional workflow from Marvelous to ZBrush
- ◆ Develop the texturing and *shading* of clothes and fabrics in Mari

Module 3. Blender: a new twist in the industry

- ◆ Outstanding software performance
- ◆ Transfer knowledge of Maya and ZBrush to Blender to create amazing models
- ◆ Delve into Blender's node system to create different shaders and materials
- ◆ Render Blender practice models with the two types of render engines Eevee and Cycles

03

Course Management

The teachers assigned to this program have extensive experience in this professional environment. They have been in charge of modeling and creating all kinds of characters, including their respective hair and clothing. For this reason, they are more than capable of showing students the secrets and tricks of the trade, greatly improving their ability to bring textures and realism to their projects.





“

Take advantage of this great opportunity and become part of a select group of experts dedicated to the creation of 3D hair and clothing”

Management



Ms. Gómez Sanz, Carla

- ♦ 3D Generalist at Blue Pixel 3D
- ♦ Concept Artist, 3D Modeler, *Shading* in Timeless Games Inc.
- ♦ Collaboration with multinational consulting firm for the design of vignettes and animation for commercial proposals
- ♦ Advanced Technician in 3D Animation, video games and interactive environments at CEV School of Communication, Image and Sound.
- ♦ Master's Degree and Bachelor's Degree in 3D Art, Animation and Visual Effects for video games and cinema at CEV School of Communication, Image and Sound.



04

Structure and Content

The contents of this Postgraduate Diploma have been designed following the recommendations of the teaching staff, who have worked in the sector and are familiar with its demands. It also relies on an online educational methodology, in which the student will have real examples and didactic material available at any time of the day. All this will allow them to learn the intricacies of simulating clothes and hair in 3D, thus finding new professional opportunities.





“

Create each hair of the characters in your video games to give them that unique touch that distinguishes them from others”

Module 1. Hair Creation for Video Games and Movies

- 1.1. Differences Between Videogame Hair and Film Hair
 - 1.1.1. FiberMesh and *Cards*
 - 1.1.2. Tools for Hair Creation
 - 1.1.3. Hair Software
- 1.2. ZBrush Hair Sculpting
 - 1.2.1. Basic Shapes for Hairstyles
 - 1.2.2. Creating Brushes in ZBrush for Hair
 - 1.2.3. Curve Brushes
- 1.3. Hair Creation in XGen
 - 1.3.1. XGen
 - 1.3.2. Collections and Descriptions
 - 1.3.3. Hair vs. *Grooming*
- 1.4. Xgen Modifiers: Adding Realism to Hair
 - 1.4.1. Clumping
 - 1.4.2. Coil
 - 1.4.3. Hair guides
- 1.5. Color and Region Maps: for Absolute Hair Control
 - 1.5.1. Maps of Hair Regions
 - 1.5.2. Cuts: Curly, Shaved and Long Hair
 - 1.5.3. Micro Detail: Facial Hair
- 1.6. Advanced XGen: Use of Expressions and Refinement
 - 1.6.1. Expressions
 - 1.6.2. Utilities
 - 1.6.3. Hair Refinement
- 1.7. *Cards* Placement in Maya for Videogame Modeling
 - 1.7.1. Fibers in *Cards*
 - 1.7.2. *Cards* by Hand
 - 1.7.3. *Cards* and *Real-Time* Engine
- 1.8. Optimization for Movies
 - 1.8.1. Optimization of the Hair and its Geometry
 - 1.8.2. Preparation for Physics with Movements
 - 1.8.3. XGen Brushes

- 1.9. Hair Shading
 - 1.9.1. Arnold *Shader*
 - 1.9.2. Hyper-Realistic Look
 - 1.9.3. Hair Treatment
- 1.10. Render
 - 1.10.1. Rendering When Using XGen
 - 1.10.2. Lighting
 - 1.10.3. Noise Elimination

Module 2. Clothing Simulation

- 2.1. Importing your Model to Marvelous Designer and Program Interface
 - 2.1.1. Marvelous Designer
 - 2.1.2. Software Functionality
 - 2.1.3. Real-Time Simulations
- 2.2. Creation of Simple Patterns and Clothing Accessories
 - 2.2.1. Creations: T-shirts, Accessories, Hats and Pockets
 - 2.2.2. Fabric
 - 2.2.3. Patterns, Zippers and Seams
- 2.3. Advanced Clothing Creation: Complex Patterns
 - 2.3.1. Pattern Complexity
 - 2.3.2. Physical Qualities of Fabrics
 - 2.3.3. Complex Accessories
- 2.4. Clothing Simulation at Marvelous
 - 2.4.1. Animated Models at Marvelous
 - 2.4.2. Fabric Optimization
 - 2.4.3. Model Preparation
- 2.5. Export of Clothing from Marvelous Designer to ZBrush
 - 2.5.1. Low Poly in Maya
 - 2.5.2. UVs in Maya
 - 2.5.3. ZBrush, Use of Reconstruct Subdiv
- 2.6. Refinement of Clothing
 - 2.6.1. Workflow
 - 2.6.2. Details in ZBrush
 - 2.6.3. Clothing Brushes in ZBrush

- 2.7. Improve the Simulation with ZBrush
 - 2.7.1. From Tris to Quads
 - 2.7.2. UV's Maintenance
 - 2.7.3. Final Carving
 - 2.8. High Detail Clothing Texturing in Mari
 - 2.8.1. Tileable Textures and Fabric Materials
 - 2.8.2. Baking
 - 2.8.3. Texturing in Mari
 - 2.9. Maya Fabric *Shading*
 - 2.9.1. *Shading*
 - 2.9.2. Textures Created in Mari
 - 2.9.3. Realism with Arnold *Shaders*
 - 2.10. Render
 - 2.10.1. Clothing Rendering
 - 2.10.2. Illumination in Clothing
 - 2.10.3. Texture Intensity
- Module 3. Blender: a new twist in the industry**
- 3.1. Blender vs. ZBrush
 - 3.1.1. Advantages and Differences
 - 3.1.2. Blender and the 3D Art Industry
 - 3.1.3. Advantages and Disadvantages of Freeware
 - 3.2. Blender Interface and Program Knowledge
 - 3.2.1. Interface
 - 3.2.2. Customization
 - 3.2.3. Experimentation
 - 3.3. Head Sculpting and Transpotation of Controls from ZBrush to Blender
 - 3.3.1. The Human Face
 - 3.3.2. 3D Sculpting
 - 3.3.3. Blender Brushes
 - 3.4. Full Body Sculpting
 - 3.4.1. The Human Body
 - 3.4.2. Advanced Techniques
 - 3.4.3. Detail and Refinement
 - 3.5. Retopology and UVs in Blender
 - 3.5.1. Retopology
 - 3.5.2. UV's
 - 3.5.3. Blender UDIM's
 - 3.6. From Maya to Blender
 - 3.6.1. Hard Surface
 - 3.6.2. Modifiers
 - 3.6.3. Keyboard Shortcuts
 - 3.7. Blender Tips & Tricks
 - 3.7.1. Range of Possibilities
 - 3.7.2. *Geometry Nodes*
 - 3.7.3. Workflow
 - 3.8. Nodes in Blender: Shading and Texture Placement
 - 3.8.1. Nodal System
 - 3.8.2. Shaders Through Nodes
 - 3.8.3. Textures and Materials
 - 3.9. Rendering in Blender with Cycles and Eevee
 - 3.9.1. Cycles
 - 3.9.2. Eevee
 - 3.9.3. Lighting
 - 3.10. Implementation of Blender in our Workflow as Artists
 - 3.10.1. Implementation in the Workflow
 - 3.10.2. Search for Quality
 - 3.10.3. Types of Exports

05

Methodology

This academic program offers students a different way of learning. Our methodology uses a cyclical learning approach: **Relearning**.

This teaching system is used, for example, in the most prestigious medical schools in the world, and major publications such as the **New England Journal of Medicine** have considered it to be one of the most effective.





“

Discover Relearning, a system that abandons conventional linear learning, to take you through cyclical teaching systems: a way of learning that has proven to be extremely effective, especially in subjects that require memorization"

Case Study to contextualize all content

Our program offers a revolutionary approach to developing skills and knowledge. Our goal is to strengthen skills in a changing, competitive, and highly demanding environment.

“

At TECH, you will experience a learning methodology that is shaking the foundations of traditional universities around the world”



You will have access to a learning system based on repetition, with natural and progressive teaching throughout the entire syllabus.



A learning method that is different and innovative

This TECH program is an intensive educational program, created from scratch, which presents the most demanding challenges and decisions in this field, both nationally and internationally. This methodology promotes personal and professional growth, representing a significant step towards success. The case method, a technique that lays the foundation for this content, ensures that the most current economic, social and professional reality is taken into account.

“*Our program prepares you to face new challenges in uncertain environments and achieve success in your career*”

The student will learn to solve complex situations in real business environments through collaborative activities and real cases.

The case method has been the most widely used learning system among the world's leading business schools for as long as they have existed. The case method was developed in 1912 so that law students would not only learn the law based on theoretical content. It consisted of presenting students with real-life, complex situations for them to make informed decisions and value judgments on how to resolve them. In 1924, Harvard adopted it as a standard teaching method.

What should a professional do in a given situation? This is the question that you are presented with in the case method, an action-oriented learning method. Over the course of 4 years, you will be presented with multiple practical case studies. You will have to combine all your knowledge, and research, argue, and defend your ideas and decisions.

Relearning Methodology

TECH effectively combines the Case Study methodology with a 100% online learning system based on repetition, which combines 8 different teaching elements in each lesson.

We enhance the Case Study with the best 100% online teaching method: Relearning.

In 2019, we obtained the best learning results of all online universities in the world.

At TECH you will learn using a cutting-edge methodology designed to train the executives of the future. This method, at the forefront of international teaching, is called Relearning.

Our university is the only one in the world authorized to employ this successful method. In 2019, we managed to improve our students' overall satisfaction levels (teaching quality, quality of materials, course structure, objectives...) based on the best online university indicators.



In our program, learning is not a linear process, but rather a spiral (learn, unlearn, forget, and re-learn). Therefore, we combine each of these elements concentrically.

This methodology has trained more than 650,000 university graduates with unprecedented success in fields as diverse as biochemistry, genetics, surgery, international law, management skills, sports science, philosophy, law, engineering, journalism, history, and financial markets and instruments. All this in a highly demanding environment, where the students have a strong socio-economic profile and an average age of 43.5 years.

Relearning will allow you to learn with less effort and better performance, involving you more in your training, developing a critical mindset, defending arguments, and contrasting opinions: a direct equation for success.

From the latest scientific evidence in the field of neuroscience, not only do we know how to organize information, ideas, images and memories, but we know that the place and context where we have learned something is fundamental for us to be able to remember it and store it in the hippocampus, to retain it in our long-term memory.

In this way, and in what is called neurocognitive context-dependent e-learning, the different elements in our program are connected to the context where the individual carries out their professional activity.



This program offers the best educational material, prepared with professionals in mind:



Study Material

All teaching material is produced by the specialists who teach the course, specifically for the course, so that the teaching content is highly specific and precise.

These contents are then applied to the audiovisual format, to create the TECH online working method. All this, with the latest techniques that offer high quality pieces in each and every one of the materials that are made available to the student.



Classes

There is scientific evidence suggesting that observing third-party experts can be useful.

Learning from an Expert strengthens knowledge and memory, and generates confidence in future difficult decisions.



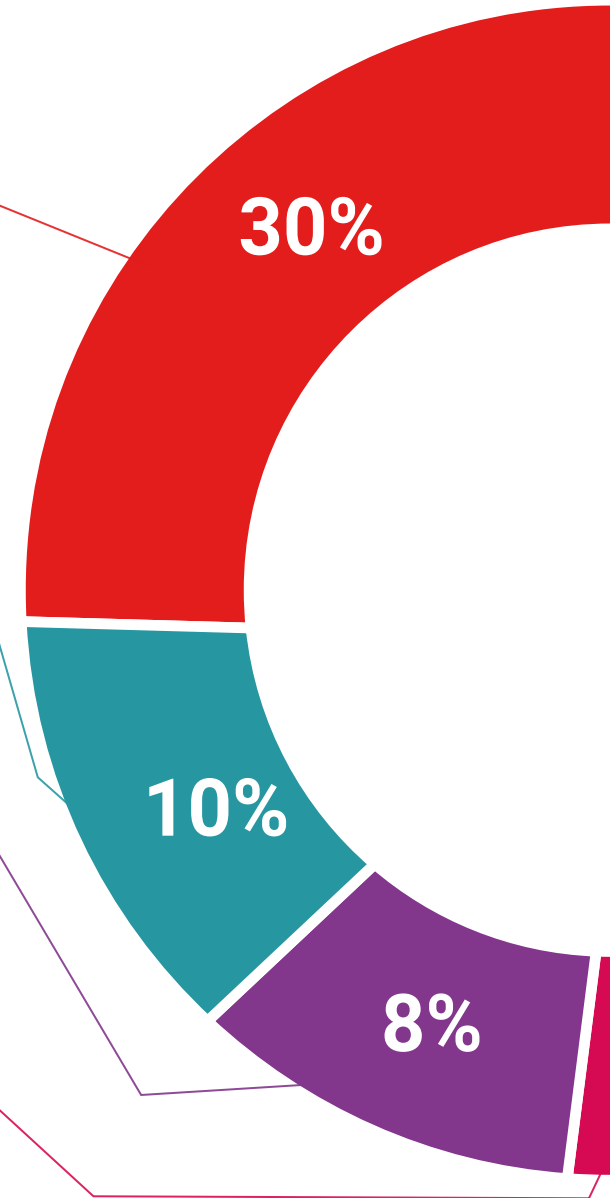
Practising Skills and Abilities

They will carry out activities to develop specific skills and abilities in each subject area. Exercises and activities to acquire and develop the skills and abilities that a specialist needs to develop in the context of the globalization we live in.



Additional Reading

Recent articles, consensus documents and international guidelines, among others. In TECH's virtual library, students will have access to everything they need to complete their course.





Case Studies

Students will complete a selection of the best case studies chosen specifically for this program. Cases that are presented, analyzed, and supervised by the best specialists in the world.



Interactive Summaries

The TECH team presents the contents attractively and dynamically in multimedia lessons that include audio, videos, images, diagrams, and concept maps in order to reinforce knowledge.

This exclusive educational system for presenting multimedia content was awarded by Microsoft as a "European Success Story".



Testing & Retesting

We periodically evaluate and re-evaluate students' knowledge throughout the program, through assessment and self-assessment activities and exercises, so that they can see how they are achieving their goals.



06 Certificate

The Postgraduate Diploma in 3D Hair Creation and Clothing Simulation guarantees students, in addition to the most rigorous and up-to-date education, access to a Postgraduate Diploma issued by TECH Technological University.



“

Successfully complete this program and receive your university qualification without having to travel or fill out laborious paperwork”

This **Postgraduate Diploma in 3D Hair Creation and Clothing Simulation** contains the most complete and up-to-date program on the market.

After the student has passed the assessments, they will receive their corresponding **Postgraduate Diploma** issued by **TECH Technological University** via tracked delivery*.

The diploma issued by **TECH Technological University** will reflect the qualification obtained in the Postgraduate Diploma, and meets the requirements commonly required by labor exchanges, competitive examinations, and professional career evaluation committees.

Title: **Postgraduate Diploma in 3D Hair Creation and Clothing Simulation**

Official N° of Hours: **450 h.**



*Apostille Convention. In the event that the student wishes to have their paper diploma issued with an apostille, TECH EDUCATION will make the necessary arrangements to obtain it, at an additional cost.

future
health confidence people
education information tutors
guarantee accreditation teaching
institutions technology learning
community commitment
personalized service innovation
knowledge present
development language
virtual classroom



Postgraduate Diploma
3D Hair Creation
and Clothing
Simulation

- » Modality: **online**
- » Duration: **6 months**
- » Certificate: **TECH Technological University**
- » Dedication: **16h/week**
- » Schedule: **at your own pace**
- » Exams: **online**

Postgraduate Diploma

3D Hair Creation and Clothing Simulation