

Postgraduate Diploma Swine Reproduction





Postgraduate Diploma Swine Reproduction

- » Modality: online
- » Duration: 6 months
- » Certificate: TECH Technological University
- » Dedication: 16h/week
- » Schedule: at your own pace
- » Exams: online

Website: www.techtitute.com/us/veterinary-medicine/postgraduate-diploma/postgraduate-diploma-swine-reproduction

Index

01

Introduction

p. 4

02

Objectives

p. 8

03

Course Management

p. 12

04

Structure and Content

p. 16

05

Methodology

p. 24

06

Certificate

p. 32

01

Introduction

Specialize in Swine Reproduction with this highly scientifically rigorous education, taught by veterinary professionals with extensive experience in the sector. A unique program with the most advanced didactic resources and the most innovative knowledge in the swine industry.

With this program, students will have the opportunity to stand out in a booming field, with a high demand for professionals.





“

A complete and total update in Swine Reproduction with the most complete and effective program on the online educational market”

The swine sector requires, now more than ever, professionals who can respond to the daily challenges of pig production and clinical practice in swine farming. However, continuing training after completing undergraduate studies is sometimes complicated because it is difficult to balance it with family and work life. So, this TECH online training is an opportunity for swine professionals to continue training and specializing to improve their daily work and to access other jobs of greater responsibility in integrators, cooperatives and consulting firms.

This Postgraduate Diploma in Swine Reproduction plunges into the growing livestock sector. This intensive program deals with the most important aspects of Swine Reproduction so veterinary professionals acquire specialized, global and complete knowledge of the swine sector. It is taught by a team of professors with experience in teaching, research and practical in farming and Insemination Centers.

The program in Swine Reproduction provides veterinary professionals with specific and specialized training in stabilizing and monitoring patients, as well as diagnosing and treating the most important swine pathologies in this field.

The Postgraduate Diploma in Swine Reproduction contains the most complete and updated academic program on the market. The contents are accessible from any fixed or portable device with an Internet connection, which guarantees students will be able to use their available time to achieve this double objective: training and qualification. Furthermore, the program's methodological design integrates the latest advances in educational technology that will facilitate learning.

This **Postgraduate Diploma in Swine Reproduction** contains the most complete and up-to-date educational program on the market. The most important features include:

- ◆ The latest technology in online teaching software
- ◆ A highly virtual teaching system, supported by graphic and schematic contents that are easy to assimilate and understand
- ◆ Practical cases presented by practising experts
- ◆ State-of-the-art interactive video systems
- ◆ Teaching supported by telepractice
- ◆ Continuous updating and recycling systems
- ◆ Autonomous learning: full compatibility with other occupations
- ◆ Practical exercises for self-evaluation and learning verification
- ◆ Support groups and educational synergies: questions to the expert, debate and knowledge forums
- ◆ Communication with the teacher and individual reflection work
- ◆ Availability of content from any fixed or portable device with internet connection
- ◆ Supplementary documentation databases are permanently available, even after the course



Join the elite with this highly effective Postgraduate Diploma, which will open new paths for your professional development"

“

A comprehensive training program that will allow you to acquire the most advanced knowledge in all specialized veterinarian areas of intervention”

Our teaching staff is made up of professionals in different fields related to this specialty. That way, TECH ensures to offer students the updating objective it intends. A multidisciplinary team of professionals trained and experienced in different environments, who will develop the theoretical knowledge in an efficient way, but above all, they will bring their practical knowledge from their own experience to the course: one of the differential qualities of this training.

The efficiency of the methodological design of this Professional Master's Degree, enhances the student's understanding of the subject. Developed by a multidisciplinary team of e-learning experts, it integrates the latest advances in educational technology. This way, you will be able to study with a range of easy-to-use and versatile multimedia tools that will give you the necessary skills you need for your training.

The design of this program is based on Problem Based Learning: An approach that conceives learning as an eminently practical process. To achieve this remotely, TECH uses telepractice learning: with the help of an innovative, interactive video system, and learning from an expert, you will be able to acquire the knowledge as if you were actually dealing with the scenario you are learning about. A concept that will allow you to integrate and fix learning in a more realistic and permanent way.

With a methodological design based on proven teaching techniques, this innovative course will take you through different teaching approaches to allow you to learn in a dynamic and effective way.

Our innovative telepractice concept will give you the opportunity to learn through an immersive experience, which will provide you with a faster integration and a much more realistic view of the contents: “Learning from an expert”.



02 Objectives

Our objective is to train highly qualified professionals for the work environment. An objective that is complemented, moreover, in a global manner, by promoting human development that lays the foundations for a better society. This objective is materialized in helping professionals to reach a much higher level of competence and control. A goal that, in just a few months you will be able to achieve, with a high intensity and effective training.





“

If your objective is to broaden your skill set to pave new ways toward success and development, this is the course for you: A program that aspires to excellence”



General Objectives

- ♦ Examine the reproductive sow anatomy and physiology as a basis for the use of reproductive biotechnology on the farm
- ♦ Provide a rationale for proper sow reproductive management guidelines
- ♦ Analyze appropriate methods of hormonal reproductive control for sows
- ♦ Evaluate the characteristics of replacement sows in breeding
- ♦ Identify best timing for first insemination
- ♦ Propose productive farm parameters
- ♦ Define the concept of hyperprolific sows
- ♦ Establish the guidelines to correctly detect estrus in sows
- ♦ Develop a general and specific vision of artificial insemination in sows
- ♦ Implement the design of new technologies for heat detection and artificial insemination
- ♦ Analyze the principles and characteristics of other reproductive technology components that could be incorporated to future farms
- ♦ Establish an appropriate methodology to manage sows during gestation, farrowing and lactation
- ♦ Identify and analyze the critical points in sow gestation, farrowing and lactation phases
- ♦ Gain specialized knowledge sow diets throughout the productive cycle and incorporate the requirements of the new hyperprolific genetic lines
- ♦ Specify the work on a pig farm from insemination to the end of Breastfeeding, and manage resources, analysis and methods to achieve objectives
- ♦ Present boar anatomical and physiological information
- ♦ Substantiate the needs and requirements of a boar to be used for breeding
- ♦ Generate specialized knowledge of the current operation at swine insemination centers



Specific Objectives

Module 1. Breeding Females

- ♦ Evaluate appropriate guidelines to select future breeding females
- ♦ Present the sexual cycle of sows as a basis for reproductive hormonal management and control
- ♦ Define puberty and its management
- ♦ Propose different hormonal control protocols in breeding sows
- ♦ Identify at what reproductive moment the use of each type of hormone is required
- ♦ Establish nulliparous sow diets
- ♦ Specify the most important reproductive indexes in swine production
- ♦ Analyze the reproductive features hyperprolific sows should present

Module 2. Estrus Detection and Artificial Insemination

- ♦ Examine the main protocols for heat detection
- ♦ Apply current artificial insemination techniques
- ♦ Diagnose the factors that can affect estrus detection and artificial insemination
- ♦ Specify the most appropriate tools to implement good practices in artificial insemination
- ♦ Present the principles and component features of other reproductive technologies associated with artificial insemination
- ♦ Propose application methods for these protocols in swine farms with excellent results
- ♦ Analyze the reproductive results of the different reproductive biotechnologies in swine farms
- ♦ Develop effective solutions for potential incidences in artificial insemination

Module 3. Sows: Gestation, Farrowing and Lactation

- ♦ Manage facilities during gestation, farrowing and Breastfeeding
- ♦ Present sow gestation, farrowing and lactation physiology
- ♦ Diagnose the most frequent physiological problems in gestation and how to deal with them
- ♦ Learn the fundamentals of gestation diagnosis in sows
- ♦ Identify the problems in gestation and differentiate the management guidelines to be taken in each situation
- ♦ Define the fundamentals of sow nutrition and requirements during gestation, lactation
- ♦ Establish the key points associated with hyperprolific lines and study how to address them
- ♦ Analyze the organization and management of the sow cycle and the available resources

Module 4. Boars

- ♦ Examine swine sperm cells to understand what may affect development and maturation
- ♦ Analyze the type of diet is necessary for a breeding boar's needs
- ♦ Evaluate the different semen analysis methodologies
- ♦ Identify the techniques that can help identify subfertile boars
- ♦ Analyze the most commonly found reproductive pathologies
- ♦ Compile the most common semen-transmissible diseases
- ♦ Identify the critical points at insemination centers



A path to achieve training and professional growth that will propel you towards a greater level of competitiveness in the employment market"

03

Course Management

Within the concept of total quality of our program, we are proud to put at your disposal a Teaching Staff of the highest level, chosen for their proven experience. Professionals from different areas and fields of expertise that make up a complete, multidisciplinary team. A unique opportunity to learn from the best.





“

Our teaching team, experts in Swine Reproduction, will help you achieve professional success”

Management



Dr Falceto Recio, Victoria

- Degree in Veterinary Medicine from the University of Zaragoza
- President of the board of directors AVPA at Pig Veterinary Association of Aragon
- Secretary of the board of directors ANAVEPOR National Association of Pig Veterinarians
- Spokesperson for the Board of Directors of ANAPORC Association of Scientific Pork Producers
- Member of AERA Spanish Association of Animal Reproduction
- Diploma in Pedagogical Training for university professors at the Institute of Education Sciences, University of Zaragoza
- Advanced Course in Animal Production (Animal Reproduction Cycle from the Mediterranean Agronomic Institute of Zaragoza)
- Substitutions as a rural veterinarian
- Specialization stays at several universities and institutions
- Responsible for the Reproduction and Obstetrics Service at the Veterinary Hospital University of Zaragoza
- Member of the Instituto Universitario de Investigación Mixto Agroalimentario de Aragón IA2 (University Institute of Mixed Agrifood Research of Aragón)

Professors

Ms. Ausejo Marcos, Raquel

- ◆ Degree in Veterinary Medicine from the University of Zaragoza
- ◆ Master's Degree in Swine Health and Production, Universities of Zaragoza, Lérida, Madrid and Barcelona
- ◆ Training Diploma to perform procedures with experimental animals
- ◆ Doctoral Program in Animal Medicine and Health
- ◆ Member of the reference research group RAYSA: Assisted Reproduction and Animal Health
- ◆ Speaker at national and international swine reproduction congresses
- ◆ Member of the Association of Swine Veterinarians of Aragon
- ◆ Adjunct professor for the Master's Degree in Swine Health and Production.
- ◆ Extraordinary collaborator in the Department of Animal Pathology

Dr. Cantin Labarta, Julia

- ◆ Degree in Veterinary Medicine, CEU Cardenal Herrera University
- ◆ Master's Degree in Swine Health and Production (University of Lleida, Zaragoza and Madrid)
- ◆ Doctoral student in Animal Medicine and Health Study of the Metabolic Alterations Produced by Nutritional Deficiencies in Relation to Hyperprolific Sow Productivity (University of Zaragoza)
- ◆ Member of the Association of Swine Veterinarians of Aragón, Aula Porcina (University of Zaragoza) and Club de Ganadería Porcina (CEU Cardenal Herrera University)
- ◆ BOEHRINGER INGELHEIM ANIMAL HEALTH SPAIN Swine Veterinary Technical Support 06/2020-present
- ◆ Co-owner of GRANJA CANTÍN LABARTA S.L. 06/2019-present
- ◆ NUTEGA CCPA GROUP Research Work (R&D&I) On-farm management and collaboration in a research, development and innovation project on the metabolic problems associated with hyperprolific sow nutrition 12/2018-03/2020



An impressive teaching staff made up of professionals from different areas of expertise will be your professors during the training: A unique opportunity not to be missed”

04

Structure and Content

The contents have been developed by different experts with a clear purpose: to ensure that our students acquire each and every one of the skills necessary to become true experts in this subject.

A complete and well-structured program that will take you to the highest standards of quality and success.





“

A comprehensive teaching program, structured in well-developed teaching units, oriented towards learning that is compatible with your personal and professional life"

Module 1. Breeding Females

- 1.1. Genital Apparatus Anatomy in Sows: Reproductive Physiology
 - 1.1.1. Embryology
 - 1.1.2. Anatomy
 - 1.1.3. Histology
 - 1.1.4. Physiology
 - 1.1.5. Practical Applications on Farms
- 1.2. Puberty: Puberty Management
 - 1.2.1. Puberty
 - 1.2.2. Factors Influencing the Onset of Puberty
 - 1.2.3. Puberty Induction
 - 1.2.4. Puberty Diagnosis
- 1.3. Future Breeding Female Selection
 - 1.3.1. Early Puberty
 - 1.3.2. Genital Apparatus Development
 - 1.3.3. Weight and Body Condition
 - 1.3.4. Poise
 - 1.3.5. Temperament and Adaptability
- 1.4. Reproductive Cycles in Sows
 - 1.4.1. Reproductive Cycle Characteristics and Phases
 - 1.4.2. Hypothalamic-Pituitary-Ovarian Axis Function
 - 1.4.3. Follicular and Luteal Dynamics
 - 1.4.4. Luteolysis
- 1.5. Induction of Estrus: Delayed Puberty Treatment
 - 1.5.1. Reproductive Hormone Classification
 - 1.5.2. Gonadotropic Hormone Features
 - 1.5.3. Induction of Estrus
 - 1.5.4. Delayed Puberty Treatment
- 1.6. Estrus Synchronization
 - 1.6.1. Progestogen Features
 - 1.6.2. Estrus Synchronization Protocol
 - 1.6.3. Causes of Estrus Synchronization Failure
 - 1.6.4. Practical Applications on Farms





- 1.7. First Insemination
 - 1.7.1. Age
 - 1.7.2. Weight and Body Condition
 - 1.7.3. Number of Estrus Cycles
 - 1.7.4. Practical Recommendations
- 1.8. Nulliparous Sow Diet
 - 1.8.1. Replacement Sow Needs in Fattening
 - 1.8.2. Diet Strategies
 - 1.8.3. Flushing
- 1.9. Main Reproductive Parameters
 - 1.9.1. Indicator Description
 - 1.9.2. Wean-to-Estrus Interval and Wean-to-Fertile Mating Interval
 - 1.9.3. Fertility
 - 1.9.4. Prolificity
 - 1.9.5. Breeding Sows and Neonatal Mortality
 - 1.9.6. Non-Productive Days
 - 1.9.7. Other Parameters
- 1.10. Hyperprolific Sow Reproductive Features
 - 1.10.1. Definition
 - 1.10.2. Reproductive Possibilities and Limitations
 - 1.10.3. The Importance of Follicular Development and Ovulation Rate
 - 1.10.4. The Influence of Uterine Capacity

Module 2. Estrus Detection and Artificial Insemination

- 2.1. Teaser Male
 - 2.1.1. Teaser Male Features: Preparation Techniques for Teaser Males
 - 2.1.2. Teaser Male Care, Diet and Housing
 - 2.1.3. Managing Teaser Males in Heat Detection: Pair-Housed Males
- 2.2. Heat Detection
 - 2.2.1. Immobility Reflex
 - 2.2.2. Ovarian Ultrasound
 - 2.2.3. Other Heat Detection Techniques

- 2.3. Semen Preparation in Artificial Insemination
 - 2.3.1. Semen Management from the Insemination Center to the Farm
 - 2.3.2. Semen Request, Reception and Storage
 - 2.3.3. Semen Doses Assessment: Semen Collection
- 2.4. Identifying the Right Time for Artificial Insemination
 - 2.4.1. Physiological Features of Oocytes
 - 2.4.2. Physiological Features of Sperm
 - 2.4.3. Choosing the Right Time for Adequate Artificial Insemination
- 2.5. Cervical Artificial Insemination
 - 2.5.1. Materials
 - 2.5.2. Methods
 - 2.5.3. Productive Results
- 2.6. Post-Cervical Artificial Insemination
 - 2.6.1. Materials
 - 2.6.2. Methods
 - 2.6.3. Productive Results
- 2.7. Fixed-Time Artificial Insemination
 - 2.7.1. Management Optimization for Fixed-Time Artificial Insemination
 - 2.7.2. GnRH agonists Application for Fixed-Time Artificial Insemination
 - 2.7.3. Encapsulated Semen Use
- 2.8. Semen Additive Use during Insemination
 - 2.8.1. Potential Improvement of Semen Quality, Fertility and Prolificacy Results
 - 2.8.2. Semen Additive Types and Features
 - 2.8.3. Productive Results
- 2.9. Other Reproductive Biotechnologies
 - 2.9.1. Deep Intrauterine Artificial Insemination
 - 2.9.2. Embryo Transfer
 - 2.9.3. In Vitro Fertilization
- 2.10. Incidents in Artificial Insemination: Further Aspects
 - 2.10.1. Reflux, Bleeding and Infections
 - 2.10.2. "Inseminate and Release" Technique

Module 3. Sows: Gestation, Farrowing and Nursing


- 3.1. Pregnancy Diagnosis: Work Organization in Pregnant Sows
 - 3.1.1. Pregnancy Diagnosis
 - 3.1.2. Work Organization in Pregnant Sows
 - 3.1.3. Planning Mating and Gestational Objective
- 3.2. Gestation Physiology
 - 3.2.1. First-Third Gestation: Implantation
 - 3.2.2. Second-Third Gestation: Embryogenesis
 - 3.2.3. Third-Third Gestation: Fetal Growth and Appendages
- 3.3. Pregnant Sow Management
 - 3.3.1. First-Third Gestation
 - 3.3.1.1. Detecting the Most Frequent Management Errors
 - 3.3.1.2. Proper Management
 - 3.3.2. Second-Third Gestation
 - 3.3.2.1. Detecting the Most Frequent Management Errors
 - 3.3.2.2. Proper Management
 - 3.3.3. Third-Third Gestation
 - 3.3.3.1. Detecting the Most Frequent Management Errors
 - 3.3.3.2. Proper Management
- 3.4. Pregnant Sow Diet
 - 3.4.1. Diet Curve in Pregnant Sows
 - 3.4.2. Pregnant Sow Needs
 - 3.4.3. Pathology associated with Dietary Failure during Gestation
- 3.5. Peripartum Physiology
 - 3.5.1. Three Day Prepartum
 - 3.5.2. Birth
 - 3.5.3. First Four Day Postpartum
- 3.6. Sow Management during Peripartum
 - 3.6.1. Delivery Preparation
 - 3.6.1.1. Detecting the Most Frequent Management Errors
 - 3.6.1.2. Proper Management
 - 3.6.2. Delivery Management
 - 3.6.2.1. Detecting the Most Frequent Management Errors
 - 3.6.2.2. Proper Management

- 3.6.3. First Four Day Postpartum Management
 - 3.6.3.1 Detecting the Most Frequent Management Errors
 - 3.6.3.2 Proper Management
- 3.7. Sow Diet during Peripartum
 - 3.7.1. Sow Diet Curve during Peripartum
 - 3.7.2. Sow Needs during Peripartum
 - 3.7.3. Pathology associated with Dietary Failure during Peripartum
- 3.8. Reproductive Physiology during Lactation
 - 3.8.1. Lactation Physiology
 - 3.8.2. Uterine Involution and Ovarian Activity Onset
- 3.9. Sow Management during Lactation
 - 3.9.1. Common Errors in Sow Management during Lactation
 - 3.9.2. Environment Management
 - 3.9.3. Proper Sow Management during Lactation
 - 3.9.4. Wet Nurse Preparation
- 3.10. Sow Diet during Lactation
 - 3.10.1. Sow Diet Curve during Lactation
 - 3.10.2. Sow Needs during Lactation
 - 3.10.3. Pathology associated with Dietary Failure during Lactation

Module 4. Boars

- 4.1. Boar Genital Apparatus Anatomy: Reproductive Physiology
 - 4.1.1. Embryonic Development
 - 4.1.2. Genital Apparatus Anatomy
 - 4.1.3. Hormones Involved in Reproduction
 - 4.1.4. Sperm and Sperm Formation
 - 4.1.5. Sperm Maturation and Interaction at the Uterine Level
- 4.2. The Boar as a Future Breeder
 - 4.2.1. Management from Birth to Fattening
 - 4.2.2. Puberty and Sexual Development
 - 4.2.3. Selecting Boars
 - 4.2.3.1. Testicular Size
 - 4.2.3.2. Libido
 - 4.2.3.3. Age
 - 4.2.3.4. Poise and Conformation
 - 4.2.3.5. Body Condition
- 4.3. Facilities and Biosafety at Insemination Centers: Critical Points
 - 4.3.1. External Biosafety
 - 4.3.1.1. Localization
 - 4.3.1.2. Quarantine
 - 4.3.1.3. Supply Area
 - 4.3.1.4. Slurry and Carcass Deposit
 - 4.3.1.5. Others
 - 4.3.2. Internal Biosafety
 - 4.3.2.1. Staff Flow
 - 4.3.2.2. Facility Cleaning and Disinfection
 - 4.3.2.3. Animal Health Control
 - 4.3.2.4. Ejaculate Health Control
 - 4.3.2.5. Biosafety in Dose Delivery
 - 4.3.3. Installations
 - 4.3.3.1. Barnyard Area
 - 4.3.3.2. Laboratory
 - 4.3.3.3. Other Areas
- 4.4. Boar Diet
 - 4.4.1. Energy Needs
 - 4.4.2. Protein Needs
 - 4.4.3. Fiber Needs
 - 4.4.4. Vitamin Needs
 - 4.4.5. Mineral and Other Needs
 - 4.4.6. Water
 - 4.4.7. Diet Management
- 4.5. Sperm Collection and Boar Reproductive Management at Insemination Centers
 - 4.5.1. The Staff
 - 4.5.2. Task Planning
 - 4.5.3. Training
 - 4.5.4. Extraction Pace

- 4.5.5. Pommel Horses and Extraction Pens
- 4.5.6. Extraction
- 4.6. Semen Processing and Preservation: Semen Freezing
 - 4.6.1. General Routine Parameters
 - 4.6.2. Seminal Motility Analysis
 - 4.6.2.1. Agglutination or Clumping
 - 4.6.2.2. Movement Quality
 - 4.6.3. Seminal Concentration Analysis
 - 4.6.4. Semen Analysis Abnormal forms
 - 4.6.5. Endosmosis and Osmotic Resistance Tests
 - 4.6.6. Seminal Dilution
 - 4.6.6.1. Diluents
 - 4.6.6.2. Distilled Water
 - 4.6.6.3. Dilution Temperature
 - 4.6.7. Packaging and Cooling Curve
 - 4.6.8. Semen Conservation
 - 4.6.9. Critical Points
 - 4.6.10. Semen Freezing
- 4.7. Factors Affecting Sperm Production and Common Causes of Boar Removal from Insemination Centers
 - 4.7.1. Breed and Age
 - 4.7.2. Season: Temperature and Photoperiod
 - 4.7.3. Extraction Pace
 - 4.7.5. Other Factors
 - 4.7.6. Most Common Causes for Elimination
 - 4.7.6.1. Semen Quality
 - 4.7.6.2. Semen Contamination
 - 4.7.6.3. Genetics
 - 4.7.6.4. Physical Problems





- 4.8. Semen Transmitted Diseases
 - 4.8.1. Viral Pathogen Entry
 - 4.8.1.1. Brucellosis
 - 4.8.1.2. Leptospirosis
 - 4.8.1.3. Aujeszky
 - 4.8.1.4. PRRS
 - 4.8.1.5. Parvovirus
 - 4.8.1.6. Circovirus
 - 4.8.1.7. Others
 - 4.8.2. Bacterial Pathogen Entry
 - 4.8.3. Prevention Measures for Pathogen Entry
- 4.9. Boar Reproductive Pathology
 - 4.9.1. General Considerations on Genital Analysis in Slaughterhouses
 - 4.9.2. Testicular Abnormalities
 - 4.9.3. Epididymal Abnormalities
 - 4.9.4. Pampiniform Plexus Abnormalities
 - 4.9.5. Histopathology Study
- 4.10. Sub-Fertile Boars and New Semen Analysis Techniques
 - 4.10.1. What Is a Sub-Fertile Boar?
 - 4.10.2. New Semen Analysis Techniques to Identify Sub-Fertile Boars
 - 4.10.3. Flow Cytometry
 - 4.10.4. In Vitro Fertilization
 - 4.10.5. Sperm Sexing
 - 4.10.6. Karyotype
 - 4.10.7. Others

“ *This training will generate a sense of confidence when performing veterinary practice, which will help you to grow personally and professionally*”

05 Methodology

This academic program offers students a different way of learning. Our methodology uses a cyclical learning approach: **Relearning**.

This teaching system is used, for example, in the most prestigious medical schools in the world, and major publications such as the **New England Journal of Medicine** have considered it to be one of the most effective.





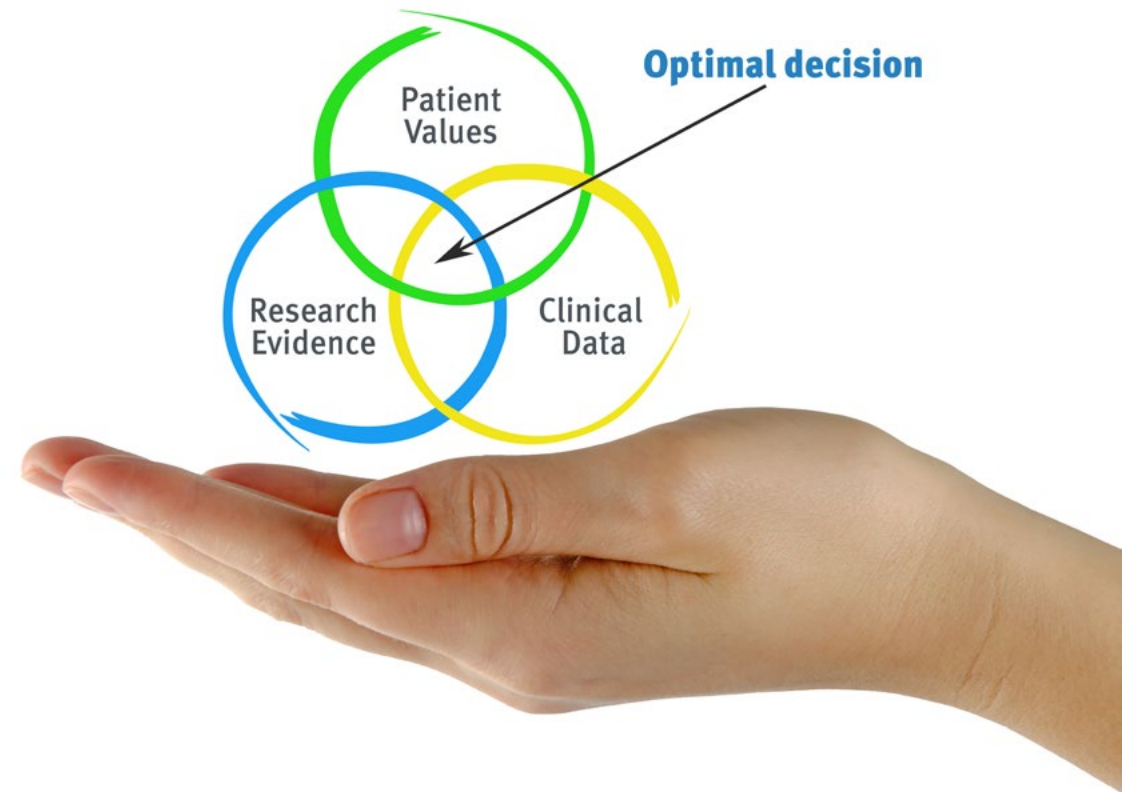
“

Discover Relearning, a system that abandons conventional linear learning, to take you through cyclical teaching systems: a way of learning that has proven to be extremely effective, especially in subjects that require memorization"

At TECH we use the Case Method

What should a professional do in a given situation? Throughout the program you will be presented with multiple simulated clinical cases based on real patients, where you will have to investigate, establish hypotheses and, finally, resolve the situation. There is an abundance of scientific evidence on the effectiveness of the method. Specialists learn better, faster, and more sustainably over time.

With TECH you will experience a way of learning that is shaking the foundations of traditional universities around the world.



According to Dr. Gervas, the clinical case is the annotated presentation of a patient, or group of patients, which becomes a "case", an example or model that illustrates some peculiar clinical component, either because of its teaching power or because of its uniqueness or rarity. It is essential that the case is based on current professional life, in an attempt to recreate the actual conditions in a veterinarian's professional practice.

“

Did you know that this method was developed in 1912, at Harvard, for law students? The case method consisted of presenting students with real-life, complex situations for them to make decisions and justify their decisions on how to solve them. In 1924, Harvard adopted it as a standard teaching method”

The effectiveness of the method is justified by four fundamental achievements:

1. Veterinarians who follow this method not only manage to assimilate concepts, but also develop their mental capacity through exercises to evaluate real situations and knowledge application
2. Learning is solidly translated into practical skills that allow the student to better integrate into the real world.
3. Ideas and concepts are understood more efficiently, given that the example situations are based on real-life.
4. The feeling that the effort invested is effective becomes a very important motivation for veterinarians, which translates into a greater interest in learning and an increase in the time dedicated to working on the course.



Relearning Methodology

At TECH we enhance the case method with the best 100% online teaching methodology available: Relearning.

This university is the first in the world to combine the study of clinical cases with a 100% online learning system based on repetition, combining a minimum of 8 different elements in each lesson, a real revolution with respect to the mere study and analysis of cases.



Veterinarians will learn through real cases and by resolving complex situations in simulated learning environments. These simulations are developed using state-of-the-art software to facilitate immersive learning.

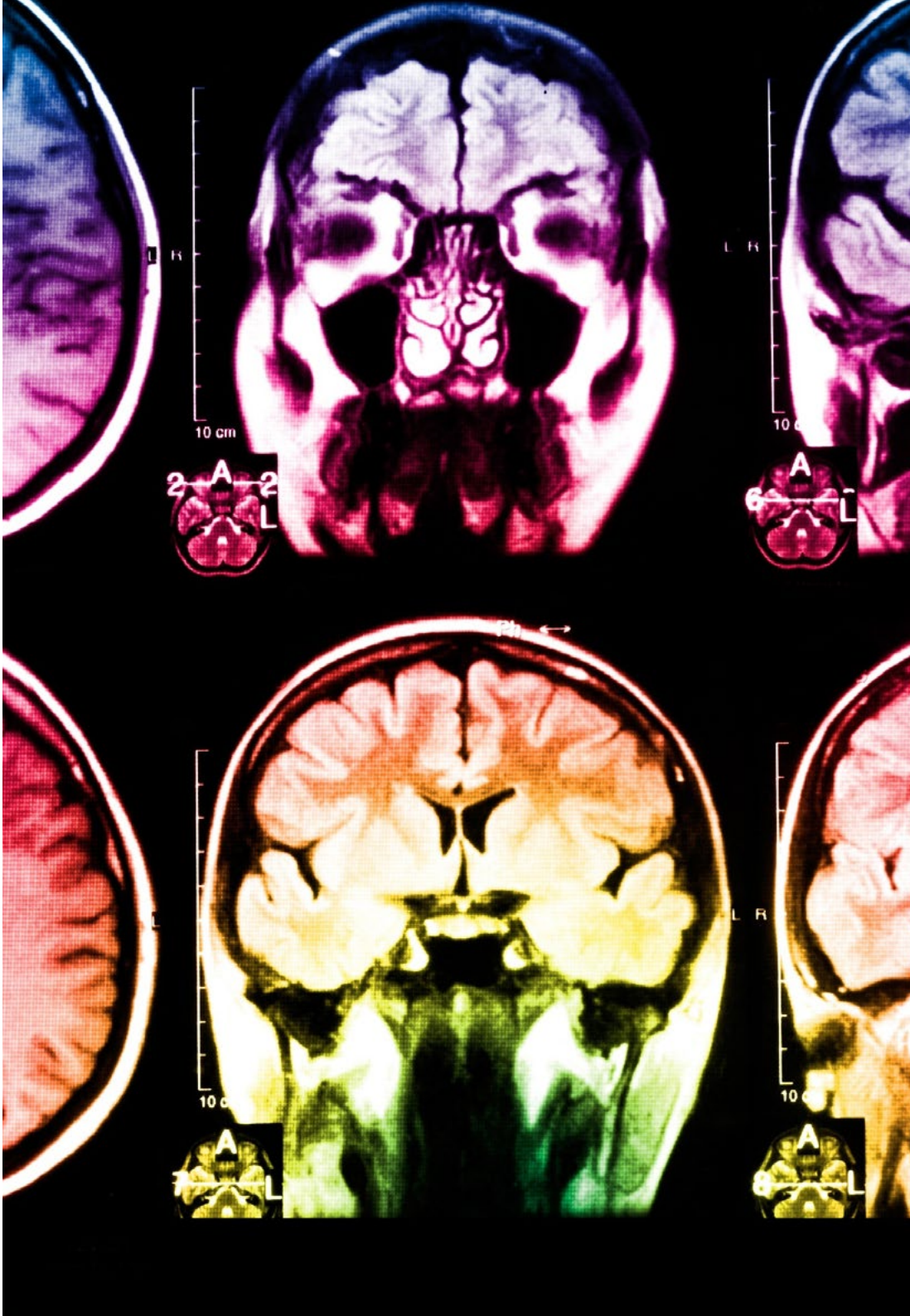
At the forefront of world teaching, the Relearning method has managed to improve the overall satisfaction levels of professionals who complete their studies, with respect to the quality indicators of the best online university (Columbia University).

With this methodology more than 65,000 veterinarians have been trained with unprecedented success in all clinical specialties, regardless of the surgical load. Our teaching method is developed in a highly demanding environment, where the students have a high socio-economic profile and an average age of 43.5 years.

Relearning will allow you to learn with less effort and better performance, involving you more in your training, developing a critical mindset, defending arguments, and contrasting opinions: a direct equation for success.

In our program, learning is not a linear process, but rather a spiral (learn, unlearn, forget, and re-learn). Therefore, we combine each of these elements concentrically.

The overall score obtained by TECH's learning system is 8.01, according to the highest international standards.



This program offers the best educational material, prepared with professionals in mind:



Study Material

All teaching material is produced by the specialists who teach the course, specifically for the course, so that the teaching content is highly specific and precise.

These contents are then applied to the audiovisual format, to create the TECH online working method. All this, with the latest techniques that offer high quality pieces in each and every one of the materials that are made available to the student.



Latest Techniques and Procedures on Video

TECH introduces students to the latest techniques, the latest educational advances and to the forefront of current and procedures of veterinary techniques. All of this in direct contact with students and explained in detail so as to aid their assimilation and understanding. And best of all, you can watch the videos as many times as you like.



Interactive Summaries

The TECH team presents the contents attractively and dynamically in multimedia lessons that include audio, videos, images, diagrams, and concept maps in order to reinforce knowledge.

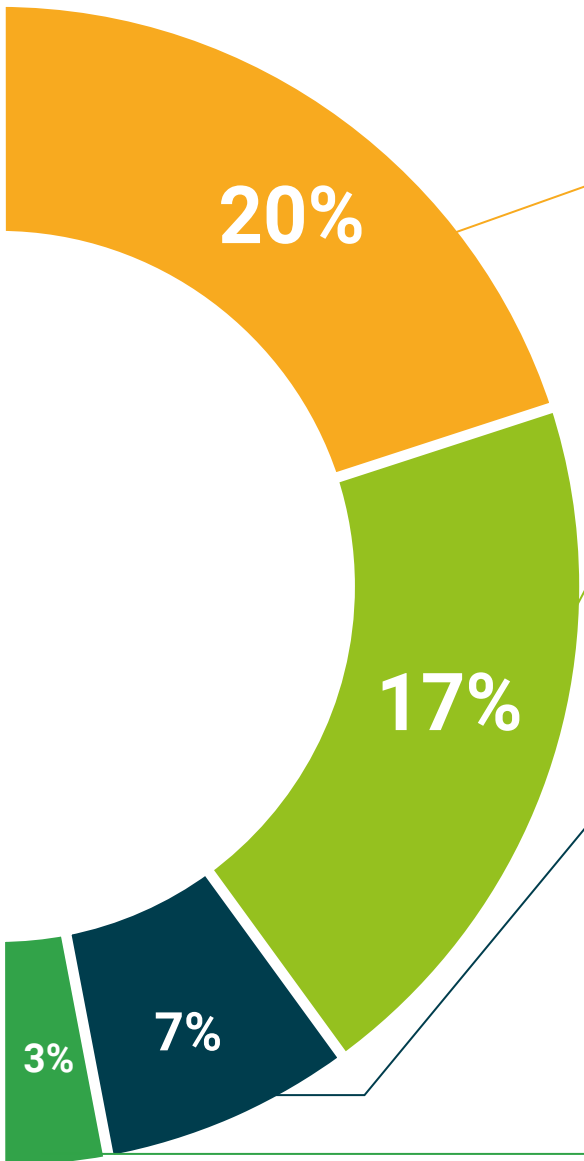
This exclusive educational system for presenting multimedia content was awarded by Microsoft as a "European Success Story".



Additional Reading

Recent articles, consensus documents and international guidelines, among others. In TECH's virtual library, students will have access to everything they need to complete their course.





Expert-Led Case Studies and Case Analysis

Effective learning ought to be contextual. Therefore, TECH presents real cases in which the expert will guide students, focusing on and solving the different situations: a clear and direct way to achieve the highest degree of understanding.



Testing & Retesting

We periodically evaluate and re-evaluate students' knowledge throughout the program, through assessment and self-assessment activities and exercises, so that they can see how they are achieving their goals.



Classes

There is scientific evidence suggesting that observing third-party experts can be useful.
Learning from an Expert strengthens knowledge and memory, and generates confidence in future difficult decisions.



Quick Action Guides

TECH offers the most relevant contents of the course in the form of worksheets or quick action guides. A synthetic, practical, and effective way to help students progress in their learning.



06 Certificate

The Postgraduate Diploma in Swine Reproduction guarantees students, in addition to the most rigorous and up-to-date education, access to a Postgraduate Diploma issued by TECH Technological University.





“

*Successfully complete this program
and receive your university qualification
without having to travel or fill out
laborious paperwork”*

This **Postgraduate Diploma in Swine Reproduction** contains the most complete and up-to-date scientific program on the market.

After the student has passed the assessments, they will receive their corresponding **Postgraduate Diploma** issued by **TECH Technological University** via tracked delivery*.

The diploma issued by **TECH Technological University** will reflect the qualification obtained in the Postgraduate Diploma, and meets the requirements commonly demanded by labor exchanges, competitive examinations, and professional from career evaluation committees.

Title: **Postgraduate Diploma in Swine Reproduction**

Official N° of hours: **600 h.**



*Apostille Convention. In the event that the student wishes to have their paper diploma issued with an apostille, TECH EDUCATION will make the necessary arrangements to obtain it, at an additional cost.

future
health confidence people
education information tutors
guarantee accreditation teaching
institutions technology learning
community commitment
personalized service innovation
knowledge present quality
development language
virtual classroom



Postgraduate Diploma Swine Reproduction

- » Modality: online
- » Duration: 6 months
- » Certificate: TECH Technological University
- » Dedication: 16h/week
- » Schedule: at your own pace
- » Exams: online

Postgraduate Diploma Swine Reproduction

