

Postgraduate Diploma Hematologic, Oncologic and Metabolic Emergencies in Small Animals





Postgraduate Diploma Hematologic, Oncologic and Metabolic Emergencies in Small Animals

- » Modality: **online**
- » Duration: **6 months**
- » Certificate: **TECH Technological University**
- » Dedication: **16h/week**
- » Schedule: **at your own pace**
- » Exams: **online**

Website: www.techtitute.com/us/veterinary-medicine/postgraduate-diploma/postgraduate-diploma-hematologic-oncologic-metabolic-emergencies-small-animals

Index

01

Introduction

p. 4

02

Objectives

p. 8

03

Course Management

p. 12

04

Structure and Content

p. 18

05

Methodology

p. 24

06

Certificate

p. 32

01

Introduction

The care of hematologic, oncologic, metabolic and toxicologic emergencies is a challenge for many veterinary clinicians. In the approach to these cases, specific knowledge about this type of ailments and the medication that is usually used in their treatment is necessary. Accurate and accurate interpretation of laboratory tests, sometimes difficult to read, becomes a necessity in this scenario.

This complete Postgraduate Diploma in Hematological, Oncological, Metabolic and Toxicological Emergencies in Small Animals offers the professional a complete training in all these aspects, with a process focused on practice, which will allow a quick and effective action, increasing the success rate of their patients.





“

Acquire the necessary skills to act as an expert in Hematological, Oncological, Metabolic and Toxicological Emergencies in Small Animals, with the mastery of the latest techniques and advances in this intervention".

In emergency medicine there is a series of understandings, procedures and techniques which are common in the majority of cases, independent of the specialty or specialties involved in each case.

Many clinicians are not comfortable with patients with a hematologic or oncologic emergency because they are unfamiliar with these pathologies or with the treatments many of these patients are receiving.

In these patients, laboratory tests, such as hemogram and cytology, play a fundamental role in the diagnosis and monitoring of the patient. The interpretation of a cytology requires not only theoretical knowledge but also a lot of experience.

Another frequent situation in the emergency department in small animal medicine is decompensated diabetic patients and Addisonian crisis, the latter being underdiagnosed. In both cases, laboratory tests are fundamental in the diagnosis and control of the patient's evolution.

With regard to toxicological emergencies, a review is made of the most common emergencies in emergency departments, including pesticides, drugs for human and/or veterinary use, plants, insects and ophidian bites, among others.

In the patient with a toxicological emergency, a correct anamnesis is essential, as well as a diligent initial care based on the data obtained and the general examination, which may lead to the performance of gastric lavage or bathing or washing of the patient's body surface. All this, in order to reduce the absorption of the toxins involved while the clinician can stabilize the patient and perform the appropriate tests to determine the origin of the poisoning, the severity of the picture and the most appropriate treatment.

Thus, the care of a patient with these types of problems will be addressed, from the arrival at the emergency department, their initial stabilization, as well as the anamnesis, examination, complementary tests and medical treatment.

In short, we offer you a complete tour of all the areas of knowledge you need to provide quality emergency care.

This **Postgraduate Diploma in Hematological, Oncological and Metabolism Emergencies in Small Animals** offers you the characteristics of a course of high scientific, teaching and technological level. These are some of its most notable features:

- ◆ Latest technology in online teaching software.
- ◆ Highly visual teaching system, supported by graphic and schematic contents that are easy to assimilate and understand.
- ◆ Practical cases presented by practising experts.
- ◆ State-of-the-art interactive video systems.
- ◆ Teaching supported by telepractice.
- ◆ Continuous updating and recycling systems.
- ◆ Self-regulating learning: full compatibility with other occupations.
- ◆ Practical exercises for self-evaluation and learning verification.
- ◆ Support groups and educational synergies: questions to the expert, debate and knowledge forums.
- ◆ Communication with the teacher and individual reflection work.
- ◆ Content that is accessible from any fixed or portable device with an Internet connection.
- ◆ Supplementary documentation databases are permanently available, even after the course.



The most complete training in the care of hematological, oncological, metabolic and toxicological emergencies in the online educational market".

“

A Postgraduate Diploma who will train you to deal with the most complicated groups of emergencies in terms of diagnosis and treatment for the professional".

The topics and clinical cases proposed, as well as their resolution, are based on the practical experience of the teachers and on the cases most frequently seen in emergency veterinary services.

All information is presented through high-quality multimedia content, analysis of clinical cases prepared by teachers, master classes and video techniques that allow the exchange of knowledge and experience, maintain and update the skill level of its members, create protocols for action and disseminate the most important developments in the emergencies within medicine of small animals.

Our teaching staff is made up of professionals from different fields related to this specialty. In this way, we ensure that we provide you with the training update we are aiming for. A multidisciplinary team of professionals trained and experienced in different environments, who will cover the theoretical knowledge in an efficient way, but, above all, will put the practical knowledge derived from their own experience at the service of the course: one of the differential qualities of this course.

This mastery of the subject is complemented by the effectiveness of the methodological design of this Expert. Developed by a multidisciplinary team of e-learning experts, it integrates the latest advances in educational technology. This way, you will be able to study with a range of comfortable and versatile multimedia tools that will give you the operability you need in your training.

With a methodological design based on proven teaching techniques, this training will allow you to learn in a dynamic and effective way.

Our innovative telepractice concept will give you the opportunity to learn through an immersive experience, which will provide you with a faster integration and a much more realistic view of the contents: "learning from an expert".



02

Objectives

This Postgraduate Diploma in Hematologic, Oncologic, Metabolic and Toxicologic Emergencies compiles the most current knowledge in this field. Our ultimate goal is that the veterinary professional can deal with practically all the emergencies that arise, both in a center dedicated exclusively to emergency medicine and in a generalist center where this service is available.





“

Our goal is to provide you with the knowledge and skills necessary to increase your competence in the care of Hematologic, Oncologic, Metabolic and Toxicologic Emergencies in Small Animals".



General Objectives

- Acquire knowledge and fundamental skills related to the initial attention of the patient and the necessary diagnostic and therapeutic procedures in the most common emergency situations..
- Compile the knowledge and skills needed to care for a patient with hematologic and/ or oncologic emergency problems, with the aim of improving the specific skills needed in this professional field..
- Offer the most appropriate treatments or therapies for the patient with a hematologic and/ or oncologic emergency problem after correct anamnesis and initial assessment.
- Offer the most up-to-date treatments for a patient with metabolic and/or toxicologic problems, according to the latest research in the field.





Specific Objectives

Module 1.

- ♦ Perform the correct triage of patients who arrive at the emergency department.
- ♦ Assess, manage and provide primary care to patients in the emergency department.

Module 2.

- ♦ Establish a differential diagnosis based on the clinical framework of the patient and on the results of the tests in order to make a diagnosis.
- ♦ Perform and interpret the routine tests in a hematologic or oncologic consultation, such as a blood smear, staining of samples, cytology of biological samples, fine needle puncture, etc.
- ♦ Administer chemotherapy medication correctly and in a risk-free way.
- ♦ Apply the most appropriate treatment and therapies in the treatment of patients with emergency hematologic/ oncologic problems.
- ♦ Knowledge and analysis of the courts' interpretation of the aspects related to the expert practice in the contentious-administrative procedure.

Module 3.

- ♦ Perform and interpret the routine tests in a metabolic and/or toxicology emergency consultation such as a rapid drug test or a glucose curve.
- ♦ Perform a differential diagnosis based on the data from the physical examination, laboratory tests and diagnostic imaging tests.
- ♦ Apply the most appropriate treatment and therapies in the treatment of patients with emergency metabolic and/or toxicology problems.
- ♦ Perform precise medical-surgical techniques to stabilize patients with metabolic and toxicology emergency problems, such as gastric lavage or the use of devices for continuous glucose measurement.



A path to achieve training and professional growth that will propel you towards a greater level of competitiveness in the employment market".

03

Course Management

For our course to be of the highest quality, we are proud to work with a teaching staff of the highest level, chosen for their proven track record. Professionals from different areas and fields of expertise that make up a complete, multidisciplinary team. A unique opportunity to learn from the best.





“

Leading professionals in the field have come together to teach you the latest advances Hematologic, Oncologic and Metabolism Emergencies in Small Animals"

Management



Dr. Quintana Diez, Germán

- ◆ PhD in Veterinary Medicine from the USC
- ◆ Degree in Veterinary Medicine from the USC
- ◆ Coordinator of the Dermatology and Behavioral Medicine Services at the Polyclinic A Marosa Veterinary Center
- ◆ Master's Degree in Small and Exotic Animals from UCM
- ◆ Master's Degree in Clinical Etiology and Animal Welfare from UCM
- ◆ Specialist Degree in Medical Genetics and Genomics from UCAM
- ◆ Member of the European Society of Veterinary Dermatology
- ◆ Member of the European Society of Clinical Veterinary Ethology
- ◆ Member of the Spanish Association of Veterinarians of Pet Animals and member of the AVEPA internal medicine, dermatology and clinical etiology study groups

Professors

Dña. Arenal Duque, Irene

- ◆ Veterinarian in the Breeding Service of the Fundación Once del Perro Guía (Eleven Guide Dogs Foundation)
- ◆ Degree in Veterinary Medicine from the UCM
- ◆ Intern in anesthesia at UCM during the last two years of her career and resident at the HCV UCM
- ◆ Master's Degree in Clinical Etiology and Animal Welfare from UCM
- ◆ Head of Emergency and Hospitalization Services at the VETSIA Veterinary Hospital for 2 years
- ◆ Member of AVEPA and of AVEPA's study groups on clinical ethology (GrETCA) and reproduction (GERPAC)

Basadre González, Tegra

- ◆ Clinical Veterinarian in the Polyclinic A Marosa Veterinary Center
- ◆ Degree in Veterinary Medicine from the USC
- ◆ Postgraduate Degree in Veterinary Ophthalmology from UAB

Beceiro Hermida, Óscar

- ◆ Head of Kavuré Veterinary Hospital
- ◆ Degree and Advanced Study Diploma in Veterinary Medicine from the USC
- ◆ Master's Degree in Animal Behavior and welfare from UZ
- ◆ Postgraduate Degree in Behavioral Medicine and Animal Welfare from Improve Iberica.
- ◆ General Practitioner Certificate in Animal Behavior from the European School of Veterinary Postgraduate Studies
- ◆ Multi-species Behavior Modification Technician from the Bocalán Foundation- The Dog Trainers Factory

Blanco Fraga, Xabier

- ♦ Head of the Soft Tissue Surgery and Traumatology and Orthopedic Surgery Services of the Policlínico A Marosa Veterinary Center
- ♦ Degree in Veterinary Medicine from the UAB
- ♦ Advanced Study Diploma in Veterinary Medicine from the USC
- ♦ Postgraduate Degree in Soft Tissue Surgery from Improve Iberica
- ♦ General Practitioner Certificate in Soft Tissue Surgery from the European School of Veterinary Postgraduate Studies
- ♦ Member of AVEPA and of AVEPA's study group of orthopedics and traumatology

Eimil López, Rodrigo

- ♦ Clinical Veterinarian in A Marosa Veterinary Center in the Internal Medicine and Anesthesia Areas Head of Urology and Dentistry services
- ♦ Degree in Veterinary Medicine from the USC
- ♦ Member of AVEPA

Dña. Ferro López, María

- ♦ Clinical Veterinarian in the Polyclinic A Marosa Veterinary Center in Internal Medicine with special focus on reproductive, neonatal and emergency medicine
- ♦ Degree in Veterinary Medicine from the USC
- ♦ Postgraduate Degree in Small Animal Clinic from UAB

Dña. García Portillo, Susana

- ♦ Degree in Veterinary Medicine from the Complutense University of Madrid, 1999
- ♦ After several years of exclusive dedication to general clinic, started her active training in the field of Behavioral Medicine in 2004
- ♦ Master's Degree in Applied Clinical Etiology and Animal Welfare from the Autonomous University of Barcelona (2008) Member of the Clinical Ethology Group of AVEPA (GrETCA) and of the European Society of Veterinary Clinical Ethology (ESVCE)

Dña. Ibaseta Solís, Patricia

- ♦ Degree in Veterinary Medicine from the USC
- ♦ Coordinator of the Veterinary Team at the Cidade de Lugo Veterinary Hospital and the regional animal blood bank unit
- ♦ Ophthalmology GPCert
- ♦ Master's Degree in Veterinary Ophthalmology from Improve International
- ♦ Feline Medicine GPCert
- ♦ Master's Degree in Feline Medicine from Improve International
- ♦ Expert in Abdominal Ultrasound from Improve International
- ♦ Member of the Spanish Association of Veterinarians of Pet Animals and member of the study groups of feline medicine and internal medicine.

Dña. López Beceiro, Raquel

- ♦ Director of "Physiotherapy and Animal Rehabilitation".
- ♦ Degree in Veterinary Medicine from the USC
- ♦ Graduate in the Basis of Physiotherapy and Animal Rehabilitation from UCM
- ♦ Graduate in Physiotherapy and Rehabilitation in Small Animals from USC
- ♦ Member of AVEPA and of AVEPA's study group in Veterinary Physical Rehabilitation
- ♦ Member of the Spanish Association of Veterinary Specialists in Rehabilitation and Physiatry (AEVEFI)

Dña. López Lamas, Cristina

- ♦ Clinical Veterinarian in the Polyclinic A Marosa Veterinary Center, mainly in the internal medicine unit
- ♦ Head of Cardiology Service at the Polyclínica A Marosa Veterinary Center
- ♦ Degree in Veterinary Medicine from the USC
- ♦ Postgraduate in Clinical Ultrasound from Improve Iberica
- ♦ General Practitioner Certificate in Clinical Ultrasound from the European School of Veterinary Postgraduate Studies
- ♦ Member of AVEPA and of AVEPA's study group in Cardiology

Dña. Pateiro Moure, Ariadna

- ◆ Degree in Veterinary Medicine from the USC with Special Focus in Internal Medicine, specifically Feline Medicine
- ◆ Master's Degree in Feline Medicine from Improve International
- ◆ General Practitioner Certificate in Feline Medicine from the European School of Veterinary Postgraduate Studies
- ◆ Expert in Care Activity in the Veterinary Hospital
- ◆ Member of AVEPA and of AVEPA's study group in Feline Medicine (GEMFE)
- ◆ Has spent periods of time in various centers: San Vicente Veterinary Hospital, Saudevet Veterinary Clinic, Feline Clinic of Barcelona, Nacho Menes Veterinary Hospital and AMUS Wildlife Hospital, Abros Veterinary Hospital and Rof Codina University Veterinary Hospital among others.

Dña. Possess Estévez, Graciela

- ◆ Clinical Veterinarian in Recatelo Veterinary Clinic
- ◆ Degree in Veterinary Medicine from the USC
- ◆ Master's Degree in Food Safety from UNED
- ◆ Senior Technician in Occupational Risk Prevention Higher Level Specialist in Industrial Hygiene, Workplace Safety and Applied Ergonomics and Psychosociology
- ◆ Member of AVEPA and of the oncology, exotic animals and feline medicine specialist groups in AVEPA
- ◆ Member of the International Society of Feline Medicine (ISFM)
- ◆ Co-author of the Occupational Risk Prevention Manual published by the Spanish Association of Veterinary Entrepreneurs



Dr. Quintana Diez, Germán

- ♦ PhD in Veterinary Medicine from the USC
- ♦ Coordinator of the Dermatology and Behavioral Medicine Services at the Polyclinic A Marosa Veterinary Center
- ♦ Degree in Veterinary Medicine from the USC
- ♦ Master's Degree in Small and Exotic Animals from UCM
- ♦ Master's Degree in Clinical Etiology and Animal Welfare from UCM
- ♦ Specialist Degree in Medical Genetics and Genomics from UCAM
- ♦ Member of the European Society of Veterinary Dermatology
- ♦ Member of the European Society of Clinical Veterinary Ethology
- ♦ Member of the Association of Spanish Pet Veterinaries (AVEPA) and member of the AVEPA working groups of internal medicine, dermatology and clinical etholog

Rolle Mendaña, Diego

- ♦ Clinical Veterinarian in the Villalba Veterinary Clinic
- ♦ Degree in Veterinary Medicine from the USC
- ♦ Junior Researcher in UC Davis Veterinary Medicine Teaching & Research Center
- ♦ Has spent periods of time in various centers: Polyclinic A Marosa Veterinary Center, Tomás Bustamante Veterinary Hospital or Gecko Veterinary Clinic

Villar Estalote, Jaime

- ♦ Director of IMAVET and Veterinary Specialist in Neurology and Traumatology
- ♦ Degree in Veterinary Medicine from the USC
- ♦ Member of: SETOV, ESVOT, AVEPA, GEVO, WASAVA, FECAVA, FIAVAC and of the AVEPA study group for neurology and neurosurgery
- ♦ Teacher at Improve International in the General Practitioner Certificate in Physiotherapy as well as General Practitioner Certificate in Small Animal Neurology
- ♦ Has undertaken residencies in the most prestigious centers in Spain, as well as in WSC University and the Royal Veterinary College



An impressive teaching staff, made up of professionals from different areas of expertise, will guide you through your training: a unique occasion not to be missed."

04

Structure and Content

The development of this training has been carried out according to the criteria of effectiveness that we offer you. Through a complete and detailed syllabus you will cover all the essential subject areas, gradually acquiring the necessary skills to put the necessary knowledge into practice. A very well-developed learning structure that will allow you to learn in a continuous, efficient way and which is tailored to your needs.





“

This Postgraduate Diploma in the Hematologic, Oncologic and Metabolism Emergencies in Small Animals contains the most complete and up-to-date scientific program on the market".

Module 1. Introduction to Emergency Medicine in Small Animals

- 1.1. Introduction to Emergency Medicine in Small Animals
 - 1.1.1. Triage and Initial Assessment
 - 1.1.1.1. Remote Triage
 - 1.1.1.2. On-site Triage
 - 1.1.2. Initial Assessment
 - 1.1.2.1. Primary Assessment
 - 1.1.2.2. Secondary Assessment
 - 1.1.3. Primary Care and Management of Emergency Patients
 - 1.1.4. Management of a Difficult Canine Patient
 - 1.1.5. Management of a Difficult Feline Patient
 - 1.1.6. Anesthesia and Analgesia in Emergency Patients
 - 1.1.6.1. Anesthesia in Patients with:
 - 1.1.6.1.1. Respiratory Problems
 - 1.1.6.1.2. Cardiovascular Problems
 - 1.1.6.1.3. Gastrointestinal Problems
 - 1.1.6.1.4. Neurological alterations.
 - 1.1.6.1.5. Behavioral Problems
 - 1.1.6.1.6. Others.
 - 1.1.6.2. Analgesia in Emergency Patients
 - 1.1.6.2.1. Pain Assessment
 - 1.1.6.2.2. Pain Treatment.
 - 1.1.7. Pharmacology in Emergency Patients
 - 1.1.7.1. Fluid Therapy.
 - 1.1.7.2. Antibiotherapy
 - 1.1.7.3. Constant Rate Infusion
 - 1.1.8. Enteral Nutrition.
 - 1.1.8.1. Nasogastric Catheterization
 - 1.1.8.2. Gastroesophageal Catheterization
 - 1.1.9. Intensive Care Unit (ICU)
 - 1.1.9.1. ICU.
 - 1.1.9.2. Patient Monitoring

- 1.1.10. Diagnostic Imaging
 - 1.1.10.1. Chest X-ray.
 - 1.1.10.2. Chest Ultrasound
 - 1.1.10.3. Abdomen Radiology
 - 1.1.10.4. Abdomen Ultrasound

Module 2. Management of Hematologic and Oncologic Emergencies

- 2.1. Management of Hematologic and Oncologic Emergencies
 - 2.1.1. General Clinical Management in Oncology Patients
 - 2.1.1.1. Initial Management
 - 2.1.1.1.1. Stabilization of Bleeding Patient
 - 2.1.1.1.2. Stabilization of Anemic Patient
 - 2.1.1.2. Anamnesis
 - 2.1.1.3. Physical Examination
 - 2.1.1.4. Complementary Diagnostic Procedures
 - 2.1.1.4.1. Blood Count
 - 2.1.1.4.2. Blood Smear
 - 2.1.1.4.3. Agglutination Tests
 - 2.1.1.4.4. Buccal Mucosal Bleeding Time
 - 2.1.1.4.5. Coagulation Tests
 - 2.1.1.4.6. Coombs Test
 - 2.1.2. Oncologic Emergencies.
 - 2.1.2.1. Oncologic Emergencies in Patients Not Yet Diagnosed with Cancer
 - 2.1.2.1.1. Hemoabdomen, Cardiac Tamponade and Hemangiosarcoma
 - 2.1.2.1.2. Pathological Fractures and Osteosarcoma
 - 2.1.2.1.3. Pleural Effusion in Cats and Lymphoma
 - 2.1.2.1.4. Mass Effect, Prostate Carcinoma, Thyroid Carcinoma and Lymphoma
 - 2.1.2.2. Paraneoplastic Syndromes
 - 2.1.2.2.1. Malignant Hypercalcemia
 - 2.1.2.2.2. Paraneoplastic Hypoglycemia
 - 2.1.2.2.3. Hyperviscosity Syndrome

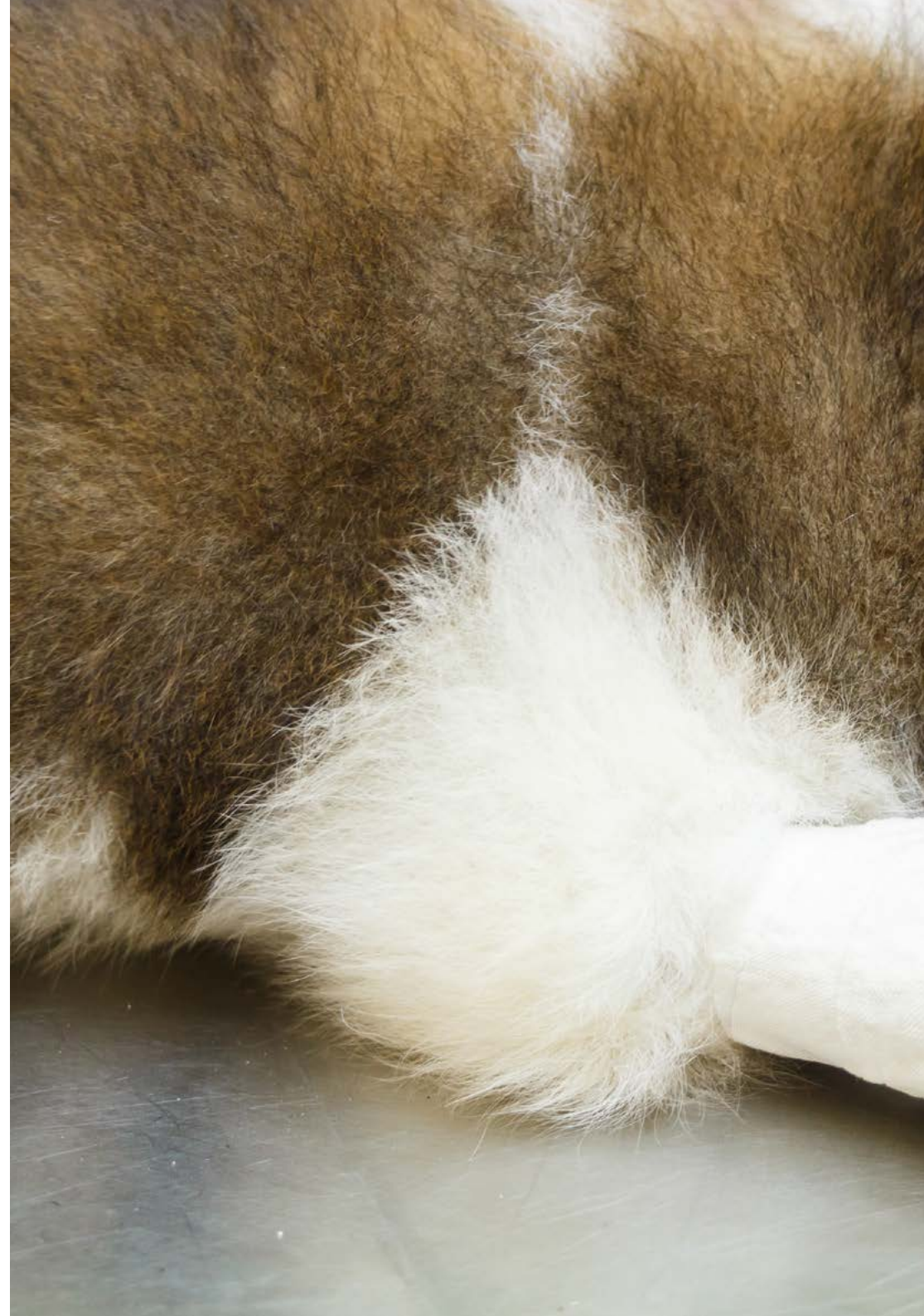
- 2.1.3. Emergencies During Oncology Treatment
 - 2.1.3.1. Hematologic Toxicity
 - 2.1.3.2. Drug Extravasation
 - 2.1.3.3. Hypersensitivity Reactions
 - 2.1.3.4. Febrile neutropenia.
 - 2.1.3.5. Tumor Lysis Syndrome.
- 2.1.4. General Clinical Management in Patients with Hematologic Problems
 - 2.1.4.1. Initial Management
 - 2.1.4.2. Anamnesis
 - 2.1.4.3. Physical Examination
 - 2.1.4.4. Complementary Diagnostic Procedures
- 2.1.5. Vascular Alterations
 - 2.1.5.1. External Hemorrhage
 - 2.1.5.2. Epistaxis.
 - 2.1.5.3. Internal Hemorrhage
- 2.1.6. Alterations in the Red Series: Anemia
 - 2.1.6.1. Regenerative Anemia
 - 2.1.6.1.1. Immune-Mediated Hemolytic Anemia (IMHA)
 - 2.1.6.1.2. Parasitic Hemolytic Anemia
 - 2.1.6.2. Non-Regenerative Anemia
 - 2.1.6.3. Diagnosis.
 - 2.1.6.4. Treatment.
- 2.1.7. Alterations in the White Series
 - 2.1.7.1. Neutropenia
- 2.1.8. Platelet Disorders: Primary Hemostasis
 - 2.1.8.1. Thrombocytopenia.
 - 2.1.8.2. Thrombosis/ Thromboembolism
- 2.1.9. Hemostatic Alterations: Secondary Hemostasis
 - 2.1.9.1. Acquired
 - 2.1.9.1.1. Rodenticides
 - 2.1.9.1.2. Disseminated Intravascular Coagulation (DIC)
 - 2.1.9.2. Congenital
- 2.1.10. Transfusional Medicine in Small Animals
 - 2.1.10.1. Feline Patient
 - 2.1.10.2. Canine Patient



A comprehensive teaching program, structured in well-developed teaching units, oriented towards learning that is compatible with your personal and professional life"

Module 3. Metabolic and Toxicological Emergencies

- 3.1. Metabolic and Toxicological Emergencies
 - 3.1.1. Clinical Management of a Patient with Metabolic Emergencies
 - 3.1.1.1. Initial Management
 - 3.1.1.2. Complementary Diagnostic Procedures
 - 3.1.2. Diabetic Patients
 - 3.1.2.1. Diabetic Ketoacidosis.
 - 3.1.2.1.1. Etiopathogenesis.
 - 3.1.2.1.2. Clinical Signs
 - 3.1.2.1.3. Diagnosis.
 - 3.1.2.1.4. Treatment.
 - 3.1.2.2. Hyperglycemic Hyperosmolar Syndrome
 - 3.1.2.2.1. Etiopathogenesis.
 - 3.1.2.2.2. Clinical Signs
 - 3.1.2.2.3. Diagnosis.
 - 3.1.2.2.4. Treatment.
 - 3.1.3. Addisonian Crisis (Hypoadrenocorticism)
 - 3.1.3.1. Etiopathogenesis.
 - 3.1.3.2. Clinical Signs
 - 3.1.3.3. Diagnosis.
 - 3.1.3.4. Treatment.
 - 3.1.4. Other Metabolic Emergencies
 - 3.1.4.1. Hypoglycemia.
 - 3.1.4.2. Hypercalcemia.
 - 3.1.4.3. Hypothyroid Coma
 - 3.1.5. Clinical Management of a Patient with Toxicological Emergencies
 - 3.1.5.1. Initial Management
 - 3.1.5.2. Complementary Diagnostic Procedures
 - 3.1.5.3. Immediate Treatment





- 3.1.6. Most Common Intoxications (I)
 - 3.1.6.1. Pesticides
 - 3.1.6.2. Rodenticides
- 3.1.7. Most Common Intoxications (II)
 - 3.1.7.1. Medication
 - 3.1.7.2. Food
- 3.1.8. Most Common Intoxications (III)
 - 3.1.8.1. Cleaning and Cosmetic Products
 - 3.1.8.2. Illegal Recreational Drugs
- 3.1.9. Most Common Intoxications (IV)
 - 3.1.9.1. Heavy Metals
 - 3.1.9.2. Fungi
- 3.1.10. Most Common Intoxications (V)
 - 3.1.10.1. Contact with Other Animals
 - 3.1.10.2. Plants

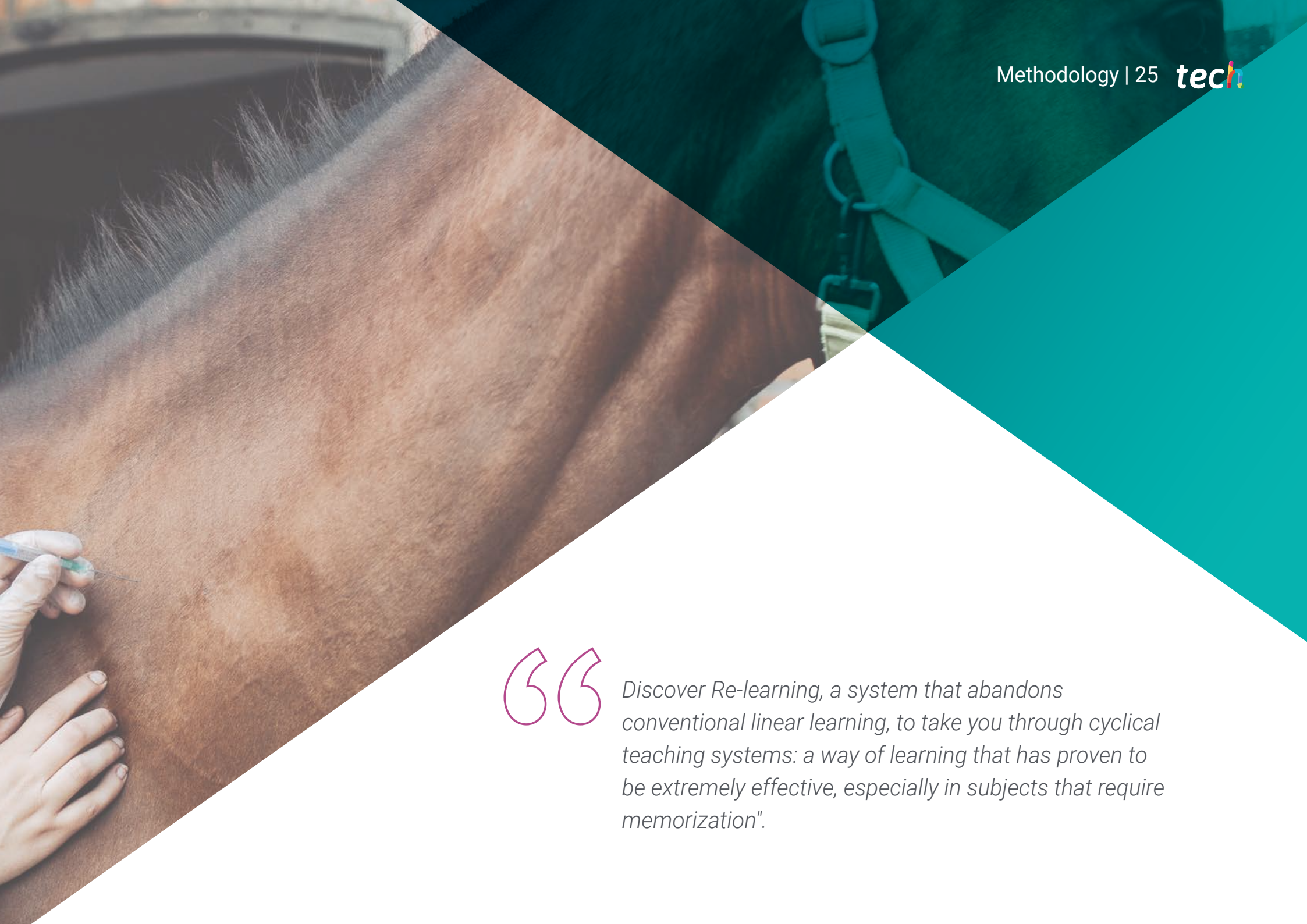
05

Methodology

This training provides you with a different way of learning. Our methodology uses a cyclical learning approach: ***Re-learning***.

This teaching system is used in the most prestigious medical schools in the world, and major publications such as the ***New England Journal of Medicine*** have considered it to be one of the most effective.





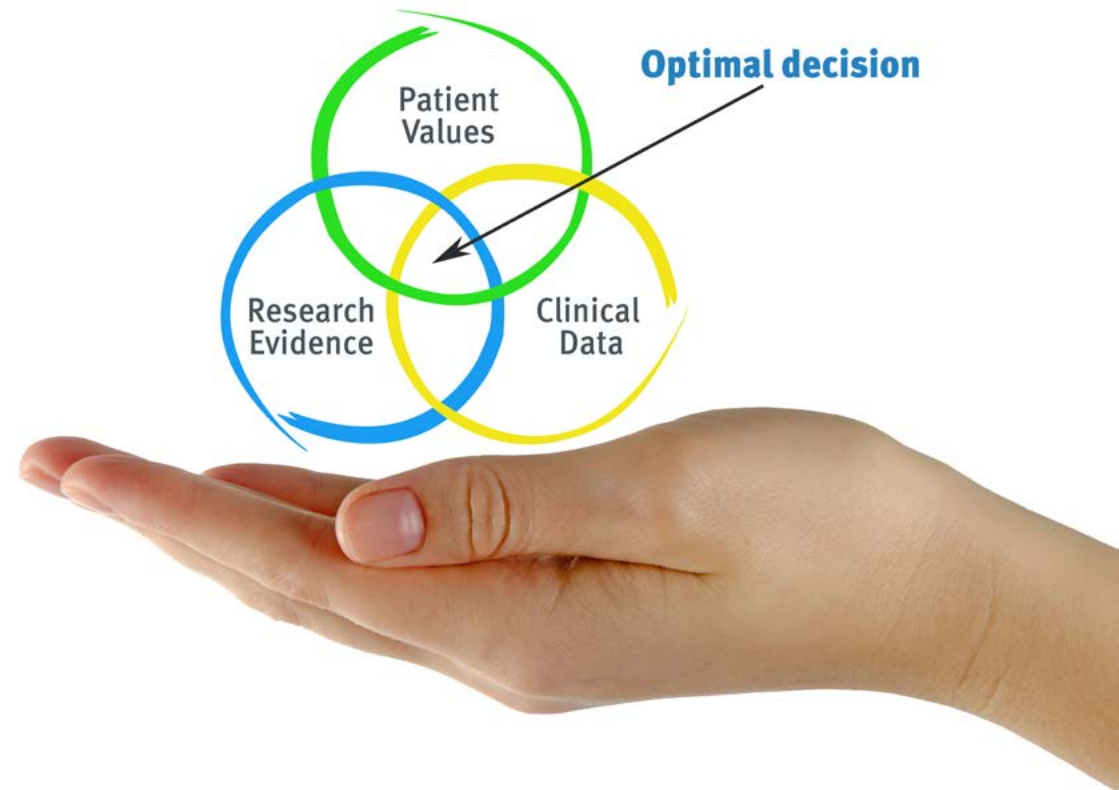
“

Discover Re-learning, a system that abandons conventional linear learning, to take you through cyclical teaching systems: a way of learning that has proven to be extremely effective, especially in subjects that require memorization".

At TECH we use the Case Method

In a given clinical situation, what would you do? Throughout the program you will be presented with multiple simulated clinical cases based on real patients, where you will have to investigate, establish hypotheses and, finally, resolve the situation. There is abundant scientific evidence on the effectiveness of the method. Specialists learn better, faster, and more sustainably over time.

With TECH you can experience a way of learning that is shaking the foundations of traditional universities around the world.



According to Dr. Gérvas, the clinical case is the annotated presentation of a patient, or group of patients, which becomes a "case", an example or model that illustrates some peculiar clinical component, either because of its teaching potential or because of its uniqueness or rarity. It is essential that the case be based on current professional life, trying to recreate the real conditions in the Veterinarian's Professional Practice.

“

Did you know that this method was developed in 1912 at Harvard for law students? The case method consisted of presenting students with real-life, complex situations for them to make decisions and justify their decisions on how to solve them. In 1924, Harvard adopted it as a standard teaching method.

The effectiveness of the method is justified by four fundamental achievements:

1. Veterinarians who follow this method not only achieve the assimilation of concepts, but also a development of their mental capacity through exercises to evaluate real situations and the application of knowledge.
2. The learning process has a clear focus on practical skills that allow the student to better integrate into the real world.
3. Ideas and concepts are understood more efficiently, given that the example situations are based on real-life.
4. The feeling that the effort invested is effective becomes a very important motivation for veterinarians, which translates into a greater interest in learning and an increase in the time dedicated to working on the course.



Re-Learning Methodology

At TECH we enhance the Harvard case method with the best 100% online teaching methodology available: Re-learning.

Our University is the first in the world to combine the study of clinical cases with a 100% online learning system based on repetition, combining a minimum of 8 different elements in each lesson, which represent a real revolution with respect to simply studying and analyzing cases.



Veterinarians will learn through real cases and by resolving complex situations in simulated learning environments. These simulations are developed using state-of-the-art software to facilitate immersive learning.

At the forefront of world teaching, the Re-learning method has managed to improve the overall satisfaction levels of professionals who complete their studies, with respect to the quality indicators of the best Spanish-speaking online university (Columbia University).

With this methodology we have trained more than 65,000 veterinarians with unprecedented success, in all clinical specialties regardless of the surgical load. All this in a highly demanding environment, where the students have a strong socio-economic profile and an average age of 43.5 years.

Re-learning will allow you to learn with less effort and better performance, involving you more in your training, developing a critical mindset, defending arguments, and contrasting opinions: a direct equation to success.

In our program, learning is not a linear process, but rather a spiral (we learn, unlearn, forget, and re-learn). Therefore, we combine each of these elements concentrically.

The overall score obtained by our learning system is 8.01, according to the highest international standards.



In this program you will have access to the best educational material, prepared with you in mind:



Study Material

All teaching material is produced by the specialists who teach the course, specifically for the course, so that the teaching content is highly specific and precise.

This content is then adapted in an audiovisual format that will create our way of working online, with the latest techniques that allow us to offer you high quality in all of the material that we provide you with.



Latest Techniques and Procedures on Video

We bring you closer to the latest Techniques, to the latest Educational Advances, to the forefront of current Veterinary Techniques and Procedures. All this, in first person, with the maximum rigor, explained and detailed for your assimilation and understanding. And best of all, you can watch them as many times as you want.



Interactive Summaries

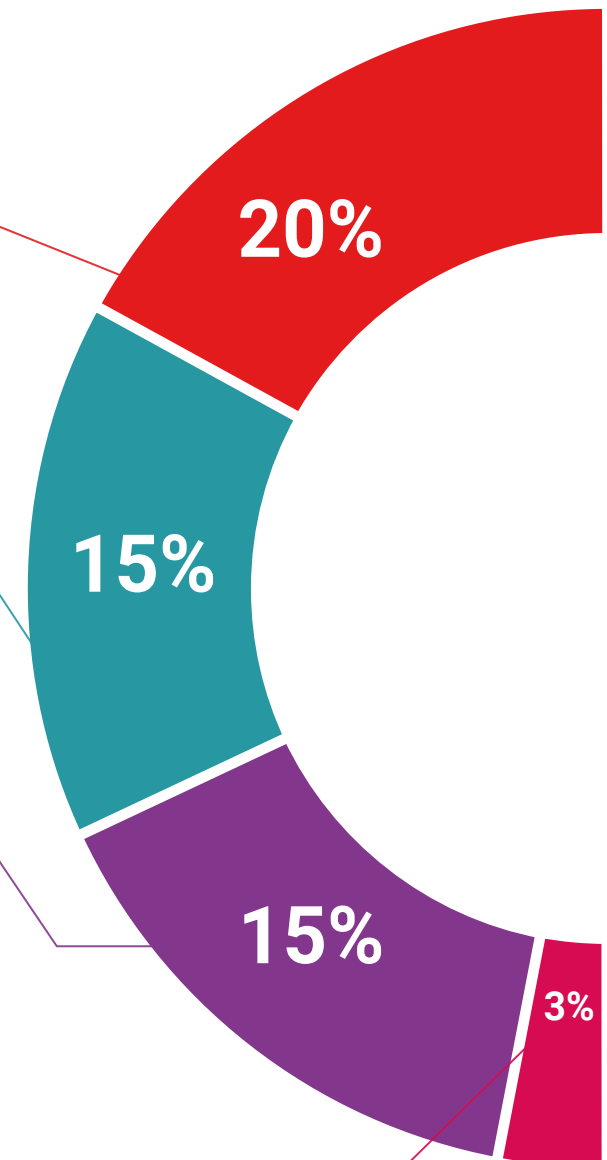
We present the contents attractively and dynamically in multimedia lessons that include audio, videos, images, diagrams, and concept maps in order to reinforce knowledge.

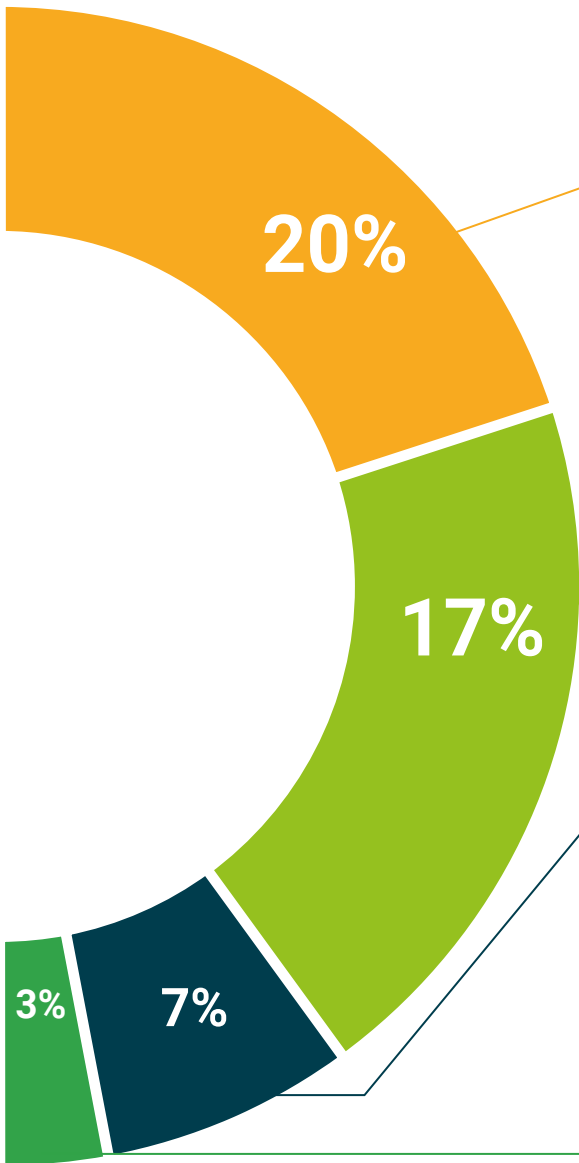
This unique multimedia content presentation training system was awarded by Microsoft as a "European Success Story".



Additional Reading

Recent articles, consensus documents, international guides. in our virtual library you will have access to everything you need to complete your training.





Expert-Led Case Studies and Case Analysis

Effective learning ought to be contextual. Therefore, we will present you with real case developments in which the expert will guide you through focusing on and solving the different situations: a clear and direct way to achieve the highest degree of understanding.



Testing & Re-testing

We periodically evaluate and re-evaluate your knowledge throughout the program, through assessment and self-assessment activities and exercises: so that you can see how you are achieving your goals.



Classes

There is scientific evidence suggesting that observing third-party experts can be useful.

Learning from an expert strengthens knowledge and memory, and generates confidence in our future difficult decisions.



Quick Action Guides

We offer you the most relevant contents of the course in the form of worksheets or quick action guides. A synthetic, practical, and effective way to help you progress in your learning.



06

Certificate

Through a different and stimulating learning experience, you will be able to acquire the necessary skills to take a big step in your training. An opportunity to progress, with the support and monitoring of a modern and specialized university, which will propel you to another professional level.





Include in your training a Postgraduate Diploma in Hematologic, Oncologic and Metabolism Emergencies in Small Animals: a highly qualified added value for any professional in this area".

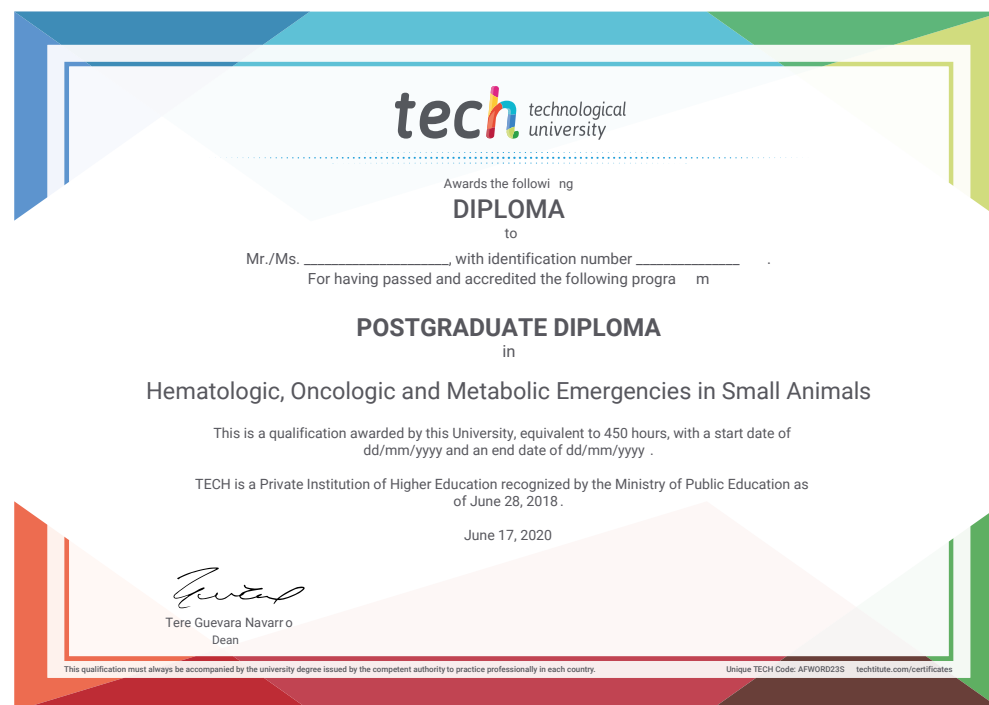
This Postgraduate **Diploma in the Hematologic, Oncologic and Metabolism Emergencies in Small Animals** contains the most complete and up-to-date scientific program on the market.

After the student has passed the assessments, they will receive their corresponding **Postgraduate Diploma** issued by **TECH - Technological University via tracked delivery**.

The diploma issued by **TECH Technological - University** will reflect the qualification obtained in the Postgraduate Diploma, and meets the requirements commonly demanded by labor exchanges, competitive examinations, and professional career evaluation committees.

Title: **Postgraduate Diploma in Hematologic, Oncologic and Metabolic Emergencies in Small Animals**

Official Number of Hours: **450**



*Apostille Convention. In the event that the student wishes to have their paper diploma issued with an apostille, TECH EDUCATION will make the necessary arrangements to obtain it, at an additional cost.

health confidence people
education information tutors
guarantee accreditation teaching
institutions technology learning
community commitment
personalized service innovation
knowledge present
development languages
virtual classroom



Postgraduate Diploma
Hematologic, Oncologic
and Metabolic Emergencies
in Small Animals

- » Modality: **online**
- » Duration: **6 months**
- » Certificate: **TECH Technological University**
- » Dedication: **16h/week**
- » Schedule: **at your own pace**
- » Exams: **online**

Postgraduate Diploma

Hematologic, Oncologic and Metabolic
Emergencies in Emergencies in Small
Animals

