

Postgraduate Certificate
Sports Medicine
Rehabilitation in Dogs





Postgraduate Certificate Sports Medicine Rehabilitation in Dogs

- » Modality: online
- » Duration: 6 Weeks
- » Certificate: TECH Technological University
- » Dedication: 16h/week
- » Schedule: at your own pace
- » Exams: online

Website: www.techtute.com/us/veterinary-medicine/postgraduate-certificate/sports-medicine-rehabilitation-dogs

Index

01

Introduction

p. 4

02

Objectives

p. 8

03

Course Management

p. 12

04

Structure and Content

p. 16

05

Methodology

p. 20

06

Certificate

p. 28

01

Introduction

Sports medicine offers veterinarians the techniques and resources to cure different conditions in dogs in an optimal and lasting way. However, in order to achieve this, it is crucial that professionals acquire in-depth training in the field that will give them the skills to successfully apply these types of treatments. As a result, this complete TECH program focuses on providing veterinarians with the necessary skills to prevent and treat sports-related injuries in dogs, in order to help them to recover the use of the injured area as soon as possible and avoid any chance of sequelae. This training will be hugely beneficial to professionals when they are looking to successfully enter the job market.





“

Thanks to this Postgraduate Certificate, you will learn how to treat dogs using techniques that originated in physiotherapy for sporting injuries”

Veterinary sports medicine studies the way the body reacts and adapts itself during physical activity and how it is affected in the event of certain injuries or physical maladaptations.

This Postgraduate Certificate in Sports Medicine Rehabilitation in Dogs will provide a deep insight into the world of sports in order to optimize the performance of each athlete, minimize the risk of injury and decide the best treatment and/or training plan for each individual.

During the training course, it will be determined how to prevent and treat injuries derived from sports practice, the best methods to recover the use of the injured area as soon as possible and avoid the appearance of sequelae.

In addition, we will also investigate the importance of preventive medicine in improving sports performance and the role of nutrition in injury prevention alongside physical training and healthy habits to employ before and after competition

This **Postgraduate Certificate in Sports Medicine Rehabilitation in Dogs** contains the most complete and up-to-date scientific program on the market. The most important features include:

- ♦ The development of case studies presented by experts in Sports Medicine Rehabilitation in Dogs
- ♦ The graphic, schematic, and eminently practical contents with which they are created, provide scientific and practical information on the disciplines that are essential for professional practice
- ♦ What's new in Sports Medicine Rehabilitation in Dogs?
- ♦ Practical exercises where self-assessment can be used to improve learning
- ♦ Special emphasis on innovative methodologies in Sports Medicine Rehabilitation in Dogs
- ♦ Theoretical lessons, questions to the expert, debate forums on controversial topics, and individual reflection assignments
- ♦ Content that is accessible from any fixed or portable device with an Internet connection



You will have access to a library of high-quality contents that will serve as theoretical support for your professional interventions”

“*Rehabilitation for small animals is a growing sector that requires veterinarians who are extremely knowledgeable*”

The program's teaching staff includes professionals belonging to the field of veterinary medicine, who bring their vast experience to the program, in addition to recognized specialists from reference societies and prestigious universities. .

The multimedia content, developed with the latest educational technology, will provide the professional with situated and contextual learning, i.e., a simulated environment that will provide an immersive learning program designed to train in real situations.

This program is designed around Problem-Based Learning, whereby the specialist must try to solve the different professional practice situations that arise during the academic year. To do so, the professional will be assisted by an innovative interactive video system created by renowned and experienced experts in Sports Medicine Rehabilitation in Dogs.

The best content and the best professors are at the best university. Don't miss this great opportunity.

By updating your skill set you will be able to understand sports medicine for dogs from a completely innovative perspective.



02 Objectives

The main objective of this Postgraduate Certificate is to help veterinarians understand the importance and the good results that sports medicine provides to dogs with injuries originating from any physical activity. In this way, after completing the program, the professional will be fully capable of designing and implementing plans based on sports medicine, offering optimal conditions for the animal and ensuring its welfare.





“

The goal of all TECH specializations is to catapult professionals towards professional success”




General objectives

- Determine the characteristics of the sporting dog
- Analyze the optimization of the dog's physical condition
- Review the different sports modalities
- Identify the most frequent injuries

“

Update your knowledge of sports medicine for dogs with this Postgraduate Certificate”





Specific objectives

- ◆ Examine the key points in the rehabilitation of the performance dog
- ◆ Develop a training plan
- ◆ Analyze the weak points of a performance dog
- ◆ Identify abnormalities in a performance dog
- ◆ Generate training plans
- ◆ Establish a recovery plan after an injury
- ◆ Determine the importance of sports rehabilitation

03

Course Management

The program's faculty includes experts in various areas related to the use of sports medicine to treat dogs of all breeds. Therefore if you decide to enroll on this course, you will have the experience and prestige of professionals of various kinds who will help you to better understand this specialty on canines from a multidisciplinary approach, and to better understand those conditions for which this type of treatment has a higher rate of success.



A close-up, shallow depth-of-field photograph of a dog's face, showing its eye and snout. The dog has light-colored fur with darker patches. The background is blurred, showing what appears to be a person's hand near the dog's head. The image is partially obscured by a teal geometric overlay on the right side of the page.

“

TECH offers you the most complete and competitive teaching staff on the market”

Management



Ms. Ceres Vega-Leal, Carmen

- ♦ Veterinarian in the Physiotherapy and Rehabilitation Service at A Raposeira Veterinary Clinic, Vigo (Pontevedra)
- ♦ Veterinarian in Tierklinik Scherzingen, Freiburg (Germany)
- ♦ Degree in Veterinary Medicine from the Faculty of Veterinary Medicine of León in 2008.
- ♦ Master's Degree in Physiotherapy and Rehabilitation of Small Animals, Complutense University of Madrid
- ♦ Master's Degree in Veterinary Physiotherapy and Rehabilitation for Dogs and Cats, Complutense University of Madrid
- ♦ Postgraduate Diploma in Bases of Physiotherapy and Animal Rehabilitation, Complutense University of Madrid 2014

Professors

Ms. Picón Costa, Marta

- ♦ Outpatient Rehabilitation and Physiotherapy Service in Seville and Cadiz areas
- ♦ Veterinarian graduated from the Faculty of Veterinary Medicine of Alfonso X El Sabio
- ♦ Postgraduate Diploma in Physiotherapy and Animal Rehabilitation, Complutense University of Madrid

Ms. Pascual Veganzones, María

- ♦ Head veterinarian at the Narub Rehabilitation and Hydrotherapy Center
- ♦ Manager and Coordinator of the Rehabilitation and Physiotherapy service at home, Animal Nutrition in Vetterapia Animal
- ♦ Head of the veterinary clinic at Don Pelanas Veterinary Center. Animal Rehabilitation and Physiotherapy Service
- ♦ Graduate in Veterinary Medicine from the University of Leon
- ♦ Postgraduate course in Rehabilitation and Veterinary Physiotherapy in Small Animals, FORVET school

Ms. Laliena Aznar, Julia

- ♦ Head of the Rehabilitation Service, Veterinary Hospital Anicura Valencia Sur. Valencia
- ♦ I-VET academy teacher in Rehabilitation classes of the Veterinary Technical Assistant postgraduate course
- ♦ Degree in Veterinary from the University of Zaragoza
- ♦ Master's Degree in Small Animal Clinic I and II
- ♦ Postgraduate Certificate in Small Animal Veterinary Rehabilitation
- ♦ Postgraduate Certificate in Clinical Diagnosis in the Canine and Feline Patient

Ms. Hernández Jurado, Lidia

- ♦ Co-owner and head of the Animal Physical Rehabilitation Service of the Amodiño Veterinary Clinic in Lugo
- ♦ Graduate in Veterinary Medicine from the University of Santiago de Compostela
- ♦ Degree in Biology from the University of Santiago de Compostela
- ♦ Specialization Postgraduate Certificate in Small Animal Rehabilitation

Ms. Rodríguez-Moya Rodríguez, Paula

- ♦ Veterinarian at the Rehabcan Animal Rehabilitation and Physiotherapy Center. Traditional Chinese veterinary medicine service
- ♦ Graduate in Veterinary Medicine, Catholic University of Valencia
- ♦ Specialty in Traditional Chinese Medicine from Chi Institute. Certified acupuncturist. Certified Food Therapist
- ♦ Postgraduate Degree in Physiotherapy and Rehabilitation of Small Animals from Euroinnova Business School

04

Structure and Content

The structure of the contents has been designed by the best professionals in the field of canine sports medicine and animal rehabilitation, with extensive experience and recognized prestige in the profession, backed by the volume of cases reviewed, studied and diagnosed, and with extensive knowledge of the new technology applied to veterinary medicine. This will ensure that upon completion of the training, you will be fully qualified in this field from a multidisciplinary approach that favors the longevity and quality of life of the animal.






“

You will have top-quality content designed with the utmost scientific rigor”

Module 1. Sports Medicine. Sports Modalities in Dogs. Most Frequent Pathologies and Prevention

- 1.1. Characteristics of the Athletic Dog
 - 1.1.1. Definition of the Athletic Dog
 - 1.1.2. Characteristics of the Athletic Dog
 - 1.1.3. Importance of Rehabilitation in the Sporting Dog
- 1.2. Physiology of Exercise
 - 1.2.1. Definitions
 - 1.2.2. Phases of the Exercise
 - 1.2.3. Adaptations of the Organism
- 1.3. Sports Modalities I. Agility
 - 1.3.1. Definition
 - 1.3.2. Categories, Levels and Modalities
 - 1.3.3. Agility Dog Morphology
- 1.4. Sport Modalities II. Canicross, Bikejoring, Mushing
 - 1.4.1. Canicross
 - 1.4.2. Bikejoring
 - 1.4.3. Medium and Long Distance Mushing
 - 1.4.4. Other Sports Modalities
- 1.5. Specific Nutrition for Sporting Dogs
 - 1.5.1. Basic Concepts
 - 1.5.1.1. Energy Requirements
 - 1.5.2. Basic Food
 - 1.5.2.1. Concepts of Raw Food
 - 1.5.3. Supplements and Supplements
 - 1.5.4. Aspects to Consider
- 1.6. Most Frequent Pathologies
 - 1.6.1. Thoracic Limb
 - 1.6.2. Pelvic Limb
 - 1.6.3. Other Pathologies





- 1.7. Why Are They Injured?
 - 1.7.1. Main Causes of Injuries
 - 1.7.2. How to Prevent Injuries?
 - 1.7.3. Non-Musculoskeletal Pathologies
- 1.8. The Working Dog
 - 1.8.1. Selection of the Working Dog
 - 1.8.2. Preparation of the Working Dog
 - 1.8.3. Care of the Working Dog
- 1.9. Sport and Proprioception
 - 1.9.1. What is Proprioception?
 - 1.9.2. Core Musculature
 - 1.9.3. Proprioceptive Exercises
- 1.10. Training Plan
 - 1.10.1. Start Training
 - 1.10.2. Importance of a Good Warm-Up
 - 1.10.3. Importance of Good Cool Down

“ Don't miss the opportunity to study with the most complete and accurate content on the market”

05 Methodology

This academic program offers students a different way of learning. Our methodology uses a cyclical learning approach: **Relearning**.

This teaching system is used, for example, in the most prestigious medical schools in the world, and major publications such as the **New England Journal of Medicine** have considered it to be one of the most effective.





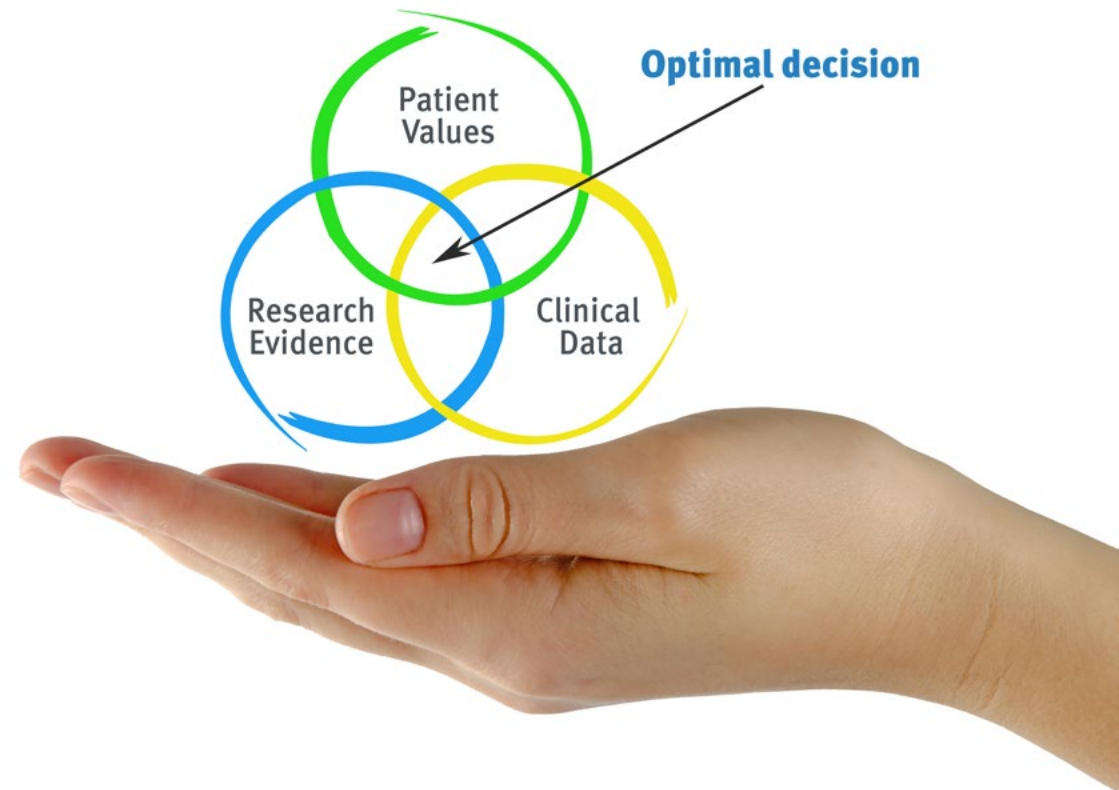
“

Discover Relearning, a system that abandons conventional linear learning, to take you through cyclical teaching systems: a way of learning that has proven to be extremely effective, especially in subjects that require memorization"

At TECH we use the Case Method

What should a professional do in a given situation? Throughout the program you will be presented with multiple simulated clinical cases based on real patients, where you will have to investigate, establish hypotheses and, finally, resolve the situation. There is an abundance of scientific evidence on the effectiveness of the method. Specialists learn better, faster, and more sustainably over time.

With TECH you will experience a way of learning that is shaking the foundations of traditional universities around the world.



According to Dr. Gervas, the clinical case is the annotated presentation of a patient, or group of patients, which becomes a "case", an example or model that illustrates some peculiar clinical component, either because of its teaching power or because of its uniqueness or rarity. It is essential that the case is based on current professional life, in an attempt to recreate the actual conditions in a veterinarian's professional practice.

“

Did you know that this method was developed in 1912, at Harvard, for law students? The case method consisted of presenting students with real-life, complex situations for them to make decisions and justify their decisions on how to solve them. In 1924, Harvard adopted it as a standard teaching method”

The effectiveness of the method is justified by four fundamental achievements:

1. Veterinarians who follow this method not only manage to assimilate concepts, but also develop their mental capacity through exercises to evaluate real situations and knowledge application
2. Learning is solidly translated into practical skills that allow the student to better integrate into the real world.
3. Ideas and concepts are understood more efficiently, given that the example situations are based on real-life.
4. The feeling that the effort invested is effective becomes a very important motivation for veterinarians, which translates into a greater interest in learning and an increase in the time dedicated to working on the course.



Relearning Methodology

At TECH we enhance the case method with the best 100% online teaching methodology available: Relearning.

This university is the first in the world to combine the study of clinical cases with a 100% online learning system based on repetition, combining a minimum of 8 different elements in each lesson, a real revolution with respect to the mere study and analysis of cases.



Veterinarians will learn through real cases and by resolving complex situations in simulated learning environments. These simulations are developed using state-of-the-art software to facilitate immersive learning.

At the forefront of world teaching, the Relearning method has managed to improve the overall satisfaction levels of professionals who complete their studies, with respect to the quality indicators of the best online university (Columbia University).

With this methodology more than 65,000 veterinarians have been trained with unprecedented success in all clinical specialties, regardless of the surgical load. Our teaching method is developed in a highly demanding environment, where the students have a high socio-economic profile and an average age of 43.5 years.

Relearning will allow you to learn with less effort and better performance, involving you more in your training, developing a critical mindset, defending arguments, and contrasting opinions: a direct equation for success.

In our program, learning is not a linear process, but rather a spiral (learn, unlearn, forget, and re-learn). Therefore, we combine each of these elements concentrically.

The overall score obtained by TECH's learning system is 8.01, according to the highest international standards.



This program offers the best educational material, prepared with professionals in mind:



Study Material

All teaching material is produced by the specialists who teach the course, specifically for the course, so that the teaching content is highly specific and precise.

These contents are then applied to the audiovisual format, to create the TECH online working method. All this, with the latest techniques that offer high quality pieces in each and every one of the materials that are made available to the student.



Latest Techniques and Procedures on Video

TECH introduces students to the latest techniques, the latest educational advances and to the forefront of current and procedures of veterinary techniques. All of this in direct contact with students and explained in detail so as to aid their assimilation and understanding. And best of all, you can watch the videos as many times as you like.



Interactive Summaries

The TECH team presents the contents attractively and dynamically in multimedia lessons that include audio, videos, images, diagrams, and concept maps in order to reinforce knowledge.

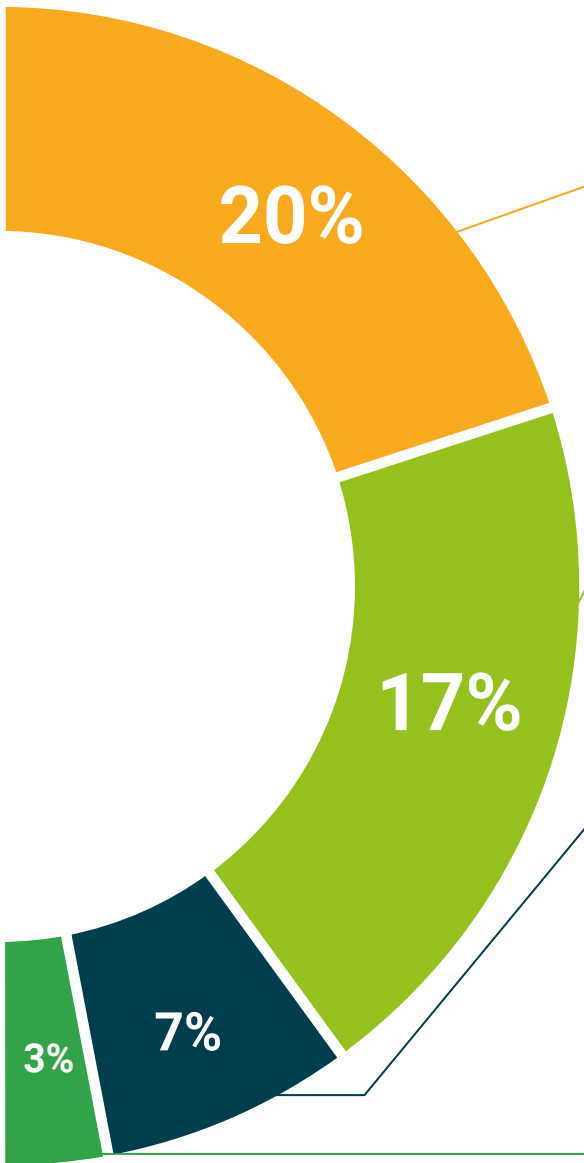
This exclusive educational system for presenting multimedia content was awarded by Microsoft as a "European Success Story".



Additional Reading

Recent articles, consensus documents and international guidelines, among others. In TECH's virtual library, students will have access to everything they need to complete their course.





Expert-Led Case Studies and Case Analysis

Effective learning ought to be contextual. Therefore, TECH presents real cases in which the expert will guide students, focusing on and solving the different situations: a clear and direct way to achieve the highest degree of understanding.



Testing & Retesting

We periodically evaluate and re-evaluate students' knowledge throughout the program, through assessment and self-assessment activities and exercises, so that they can see how they are achieving their goals.



Classes

There is scientific evidence suggesting that observing third-party experts can be useful.

Learning from an Expert strengthens knowledge and memory, and generates confidence in future difficult decisions.



Quick Action Guides

TECH offers the most relevant contents of the course in the form of worksheets or quick action guides. A synthetic, practical, and effective way to help students progress in their learning.



06

Certificate

The Postgraduate Certificate in Sports Medicine Rehabilitation in Dogs guarantees you, in addition to the most rigorous and up-to-date training, access to a Postgraduate Certificate issued by TECH Technological University.





“

Successfully complete this program and receive your university degree without travel or laborious paperwork”

This **Postgraduate Certificate in Sports Medicine Rehabilitation in Dogs** contains the most complete and up-to-date scientific program on the market.

After the student has passed the assessments, they will receive their corresponding **Postgraduate Certificate** issued by **TECH Technological University** via tracked delivery*.

The diploma issued by **TECH Technological University** will reflect the qualification obtained in the Postgraduate Certificate, and meets the requirements commonly demanded by labor exchanges, competitive examinations, and professional career evaluation committees.

Title: **Postgraduate Certificate in Sports Medicine Rehabilitation in Dogs**

Official N° of hours: **150 h.**



*Apostille Convention. In the event that the student wishes to have their paper diploma issued with an apostille, TECH EDUCATION will make the necessary arrangements to obtain it, at an additional cost.

future
health confidence people
education information tutors
guarantee accreditation teaching
institutions technology learning
community commitment
personalized service innovation
knowledge present
development language
virtual classroom

tech technological
university

Postgraduate Certificate
Sports Medicine
Rehabilitation in Dogs

- » Modality: online
- » Duration: 6 Weeks
- » Certificate: TECH Technological University
- » Dedication: 16h/week
- » Schedule: at your own pace
- » Exams: online

Postgraduate Certificate

Sports Medicine Rehabilitation in Dogs

