

**Postgraduate Certificate**  
Manual Therapies and  
Therapeutic Exercises  
in Small Animals





## Postgraduate Certificate Manual Therapies and Therapeutic Exercises in Small Animals

- » Modality: online
- » Duration: 6 weeks
- » Certificate: TECH Technological University
- » Dedication: 16h/week
- » Schedule: at your own pace
- » Exams: online

Website: [www.techtitute.com/us/veterinary-medicine/postgraduate-certificate/manual-therapies-therapeutic-exercises-small-animals](http://www.techtitute.com/us/veterinary-medicine/postgraduate-certificate/manual-therapies-therapeutic-exercises-small-animals)

# Index

01

Introduction

---

*p. 4*

02

Objectives

---

*p. 8*

03

Course Management

---

*p. 12*

04

Structure and Content

---

*p. 16*

05

Methodology

---

*p. 20*

06

Certificate

---

*p. 28*

# 01

# Introduction

It is crucial to apply specific therapeutic techniques in order to ease the suffering of animals who have conditions that cause a lack of coordination, pain, weakness and/or stiffness so as to improve their quality of life. In this sense, the use of exercise as a form of therapy is extremely beneficial, and the practice dates back to several centuries ago. Nowadays, it is undoubtedly physiotherapy that takes up the most time for professionals who administer rehabilitation techniques. With this in mind, this program will address the correct ways to conduct manual and physical therapy as a means of not only treating a symptom or aiding the recovery of a function, but also as a tool which will be of incalculable therapeutic and preventive value.





“

*In order to administer physical therapy to animals veterinarians need to acquire the specific knowledge that will help them to restore the pet's quality of life and increase its longevity”*

In order to provide effective therapy professionals are required to act quickly, mainly when treating conditions which negatively affect coordination or result in weakness and/or stiffness. The use of exercise as a constructive form of therapy dates back to several centuries before our era and, at present, it is undoubtedly the side of rehabilitation physiotherapy that occupies most of professionals' working time.

During this Postgraduate Certificate, the way exercise produces local effects in the muscles and corresponding joints and the effects of reperussion in general will be investigated. The objectives of each case study will be analyzed, as they may vary greatly from one another.

In addition, it is of great importance to highlight the fact that manual therapy is not only a form of therapy used to relieve symptoms or recover a function, but a way of working on our patients which is of incalculable therapeutic and preventive value.

In addition, a variety of ways of restoring health to animals will be practiced, alongside techniques to reduce an animal's pain or disability and natural forms of manual therapy that encompass not only physical but also psychiatric and emotional terms. These factors will turn the professional into something more than just a therapist.

This **Postgraduate Certificate in Manual Therapies and Therapeutic Exercises in Small Animals** contains the most complete and up to date scientific program on the market.

The most important features of the program include:

- ♦ The development of case studies presented by experts in Manual Therapies and Therapeutic Exercises in Small Animals
- ♦ The graphic, schematic, and eminently practical contents with which they are created, provide scientific and practical information on the disciplines that are essential for professional practice
- ♦ News on Manual Therapies and Therapeutic Exercises for Small Animals
- ♦ Practical exercises where the self-assessment process can be carried out to improve learning
- ♦ Special emphasis on innovative methodologies in Manual Therapies and Therapeutic Exercises in Small Animals
- ♦ Theoretical lectures, course questions, discussion forums on controversial issues, and individual reflection papers
- ♦ Content that is accessible from any fixed or portable device with an Internet connection



*Study based on the latest scientific evidence, with first-class content and highly effective teaching materials can all be found within this Postgraduate Certificate"*

“

*You can study from the comfort of your home, office, practice or even outdoors. No matter the location, you just need an electronic device with internet access”*

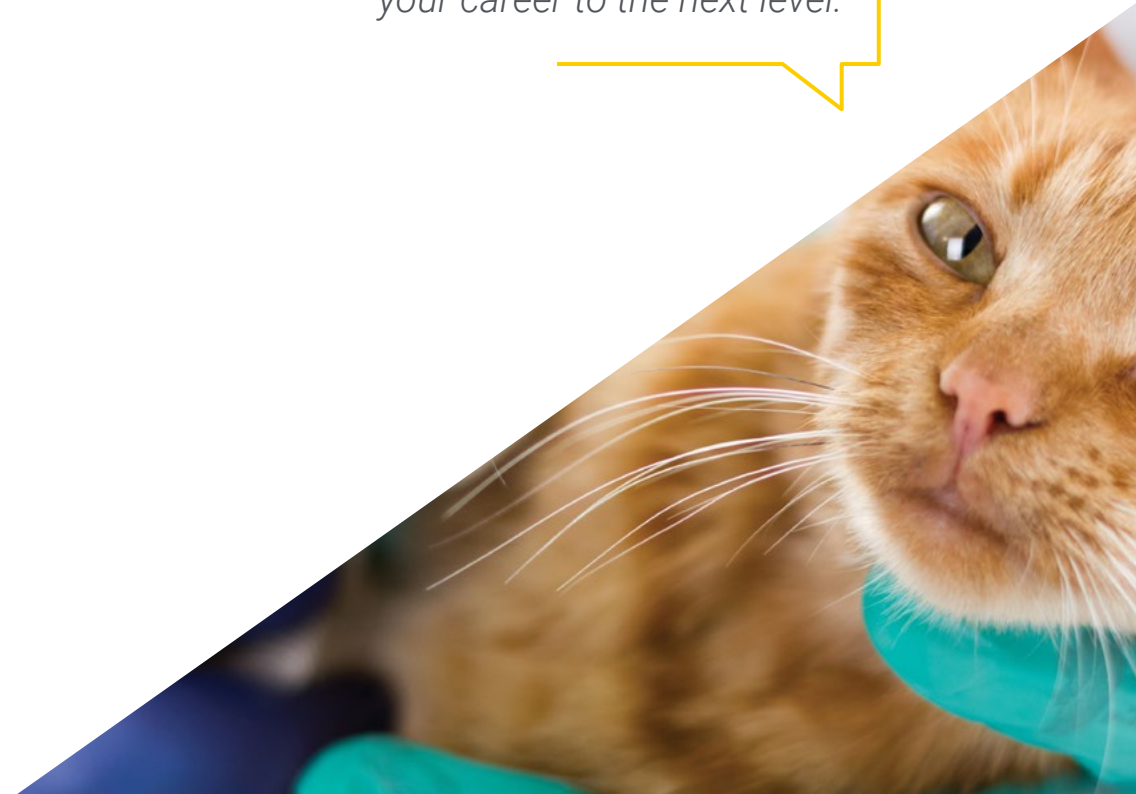
The program includes, in its teaching staff, professionals belonging to the field of veterinary medicine, who bring their vast work experience to this program, in addition to recognized specialists from reference societies and prestigious universities.

The multimedia content, developed with the latest educational technology, will provide the professional with situated and contextual learning, i.e., a simulated environment that will provide an immersive training program designed to train in real situations.

This program is designed around Problem-Based Learning, whereby the specialist must try to solve the different professional practice situations that arise during the academic year. For this purpose, the professional will be assisted by an innovative interactive video system developed by recognized and experienced experts in Manual Therapy and Therapeutic Exercises in Small Animals with great experience.

*Don't miss this great opportunity. It will undoubtedly be a gateway to a promising future.*

*You are just one click away from immersive training that will take your career to the next level.*



# 02

## Objectives

TECH designs all its training courses based on the latest scientific evidence and with the utmost rigour. All this, with the aim of providing veterinarians with the latest most up-to-date knowledge that is needed to carry out a professional practice of quality and prestige. This Postgraduate Certificate will provide students with in-depth knowledge of manual therapy for small animals, learning how to treat physical, sensory and/or motor problems in small animals. In this way, after completing the specialization, the professional will be fully capable of designing and implementing this type of intervention, offering optimal conditions for the animal and ensuring its welfare.





“

*A good university cares about developing its students. That's why TECH's main objective is based on taking you to the top and positioning you as a prestigious veterinarian”*



## General objectives

---

- ◆ Analyze movement methods as a treatment
- ◆ Examine the mechanical analysis of the movement
- ◆ Construct exercises from anatomical elements
- ◆ Generate local and general effects on the patient



*A pathway to achieving the training and professional growth that will propel you towards a greater level of competitiveness in the job market”*





## Specific objectives

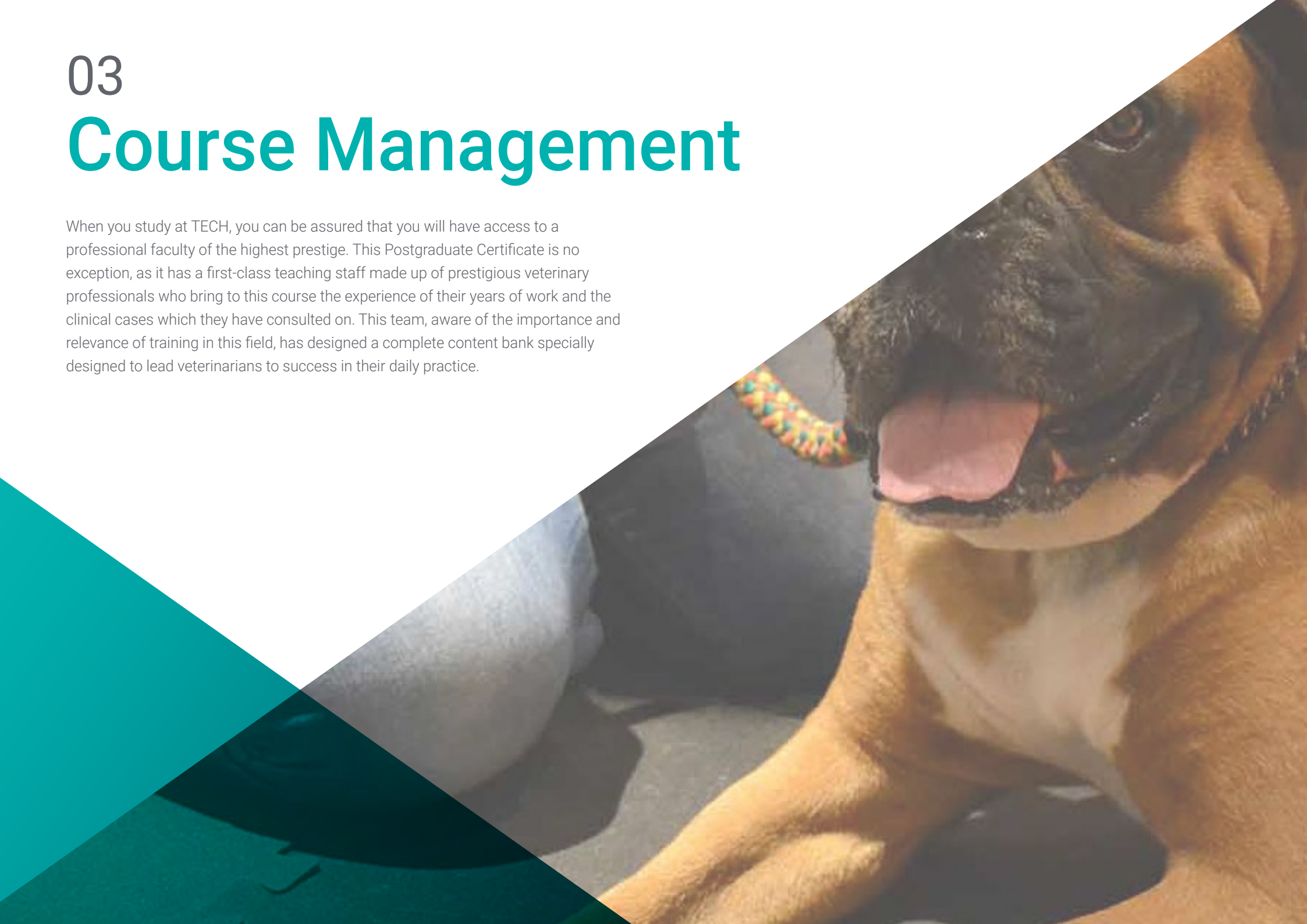
---

- ◆ Develop specialized knowledge through touch and manipulation
- ◆ Use movement for therapeutic purposes
- ◆ Treatment planning through the use of the therapist's hands
- ◆ Restore range of motion to the patient
- ◆ Achieve physiological effects in the patient
- ◆ Identify a series of limitations in the patient
- ◆ Maintain or increasing trophism and muscle power

03

# Course Management

When you study at TECH, you can be assured that you will have access to a professional faculty of the highest prestige. This Postgraduate Certificate is no exception, as it has a first-class teaching staff made up of prestigious veterinary professionals who bring to this course the experience of their years of work and the clinical cases which they have consulted on. This team, aware of the importance and relevance of training in this field, has designed a complete content bank specially designed to lead veterinarians to success in their daily practice.






“

*Studying at TECH ensures that  
you train with the best”*

## Management



### **Ms. Ceres Vega-Leal, Carmen**

- Veterinarian in the Physiotherapy and Rehabilitation Service at Clínica Veterinaria A Raposeira, Vigo (Pontevedra)
- Veterinarian in Tierklinik Scherzingen, Freiburg (Germany)
- Degree in Veterinary Medicine from the Faculty of Veterinary Medicine of León in 2008
- Master's Degree in Physiotherapy and Rehabilitation of Small Animals, Complutense University of Madrid
- Master's Degree in Veterinary Physiotherapy and Rehabilitation for Dogs and Cats, Complutense University of Madrid
- Postgraduate Diploma in Bases of Physiotherapy and Animal Rehabilitation, Complutense University of Madrid 2014

## Professors

### Ms. Picón Costa, Marta

- ♦ Outpatient Rehabilitation and Physiotherapy Service in Seville and Cadiz areas
- ♦ Veterinarian by the Faculty of Veterinary Medicine of Alfonso X the Wise
- ♦ Postgraduate Diploma in Physiotherapy and Animal Rehabilitation, Complutense University of Madrid

### Ms. Pascual Veganzones, María

- ♦ Head veterinarian at the Narub Rehabilitation and Hydrotherapy Center
- ♦ Manager and Coordinator of the Rehabilitation and Physiotherapy service at home, Animal Nutrition in Vetterapia Animal
- ♦ In charge of the veterinary clinic at Centro Veterinario Don Pelanas. Animal Rehabilitation and Physiotherapy Service
- ♦ Graduate in Veterinary Medicine, University of León
- ♦ Postgraduate course in Rehabilitation and Veterinary Physiotherapy in Small Animals, FORVET school

### Ms. Hernández Jurado, Lidia

- ♦ Co-owner and head of the Animal Physical Rehabilitation Service of the Amodiño Veterinary Clinic in Lugo
- ♦ Graduate in Veterinary Medicine, University of Santiago de Compostela
- ♦ Degree in Biology, University of Santiago de Compostela
- ♦ Specialization Postgraduate Certificate in Small Animal Rehabilitation

### Ms. Laliena Aznar, Julia

- ♦ Head of the Rehabilitation Service, Veterinary Hospital Anicura Valencia Sur. Valencia
- ♦ I-VET academy teacher in Rehabilitation classes of the Veterinary Technical Assistant postgraduate course
- ♦ Degree in Veterinary Medicine, University of Zaragoza
- ♦ Master's Degree in Small Animal Clinic I and II
- ♦ Postgraduate Certificate in Small Animal Veterinary Rehabilitation
- ♦ Postgraduate Certificate in Clinical Diagnosis in the Canine and Feline Patient

### Ms. Rodríguez-Moya Rodríguez, Paula

- ♦ Veterinarian at the Rehabcan Animal Rehabilitation and Physiotherapy Center. Traditional Chinese veterinary medicine service
- ♦ Graduate in Veterinary Medicine, Catholic University of Valencia
- ♦ Specialty in Traditional Chinese Medicine by Chi Institute. Certified acupuncturist  
Certified Food Therapist
- ♦ Postgraduate Degree in Physiotherapy and Rehabilitation of Small Animals by Euroinnova Business School

# 04

## Structure and Content

Quality content is the key to optimal learning, the structure of the course's contents has been designed by the best professionals in the field of animal physiotherapy, who have extensive experience and recognized prestige in the profession, backed by the volume of cases reviewed, studied and diagnosed, and with extensive knowledge of the latest technology applied to veterinary medicine. This will ensure that upon completion of the training, you will be fully qualified in this field from a multidisciplinary approach that favors the longevity and quality of life of the animal.







“

*One of our main objectives is to provide you with the most complete and up-to-date content on the market”*

## Module 1. Manual Therapies and Kinesitherapy. Bandages

- 1.1. Manual Therapy I
  - 1.1.1. Manual Therapy
  - 1.1.2. Physiological Modifications
  - 1.1.3. Therapeutic Effects
- 1.2. Massage
  - 1.2.1. Types of Massages
  - 1.2.2. Indications
  - 1.2.3. Contraindications
- 1.3. Lymphatic Drainage
  - 1.3.1. Lymphatic System
  - 1.3.2. Purpose of Lymphatic Drainage
  - 1.3.3. Indications
  - 1.3.4. Contraindications
- 1.4. Kinesitherapy I
  - 1.4.1. What Is Kinesitherapy?
  - 1.4.2. General Objectives
  - 1.4.3. Classification
- 1.5. Kinesitherapy II
  - 1.5.1. Therapeutic Exercises
    - 1.5.1.1. Passive Kinesitherapy
    - 1.5.1.2. Active Kinesitherapy
      - 1.5.1.2.1. Active Resisted Kinesitherapy
      - 1.5.1.2.2. Active Assisted Kinesitherapy
  - 1.5.2. Stretching
  - 1.5.3. How to Establish an Exercise Plan?
- 1.6. Myofascial Manual Therapy
  - 1.6.1. Concept of Fascia and Fascial System
  - 1.6.2. Techniques of Myofascial Therapy
  - 1.6.3. Trigger Points



- 1.7. Evaluation of the Articular Arch
  - 1.7.1. Definition of Rom and Arom
  - 1.7.2. Elastic Barrier, Paraphysiological Zone and Anatomical Barrier
  - 1.7.3. End Feel
- 1.8. Neuromuscular Bandaging
  - 1.8.1. Introduction
  - 1.8.2. Description and Characteristics
  - 1.8.3. Physiological Basis
  - 1.8.4. Applications
- 1.9. Gait Re-Evaluation
  - 1.9.1. How is Motor Control Altered?
  - 1.9.2. Consequences of Altered Motor Control
  - 1.9.3. Retraining Gait
- 1.10. Bandages
  - 1.10.1. Modified Robert Jones Bandage
  - 1.10.2. Ehmer Bandage
  - 1.10.3. Carpal Flexion Bandage
  - 1.10.4. Velpeau Bandage
  - 1.10.5. External Fixator Bandage
  - 1.10.6. Complications of Bandages

“

*You will be enrolled on a first class Postgraduate Certificate full of practical cases specially designed for you to know what to in each case”*

# 05 Methodology

This academic program offers students a different way of learning. Our methodology uses a cyclical learning approach: **Relearning**.

This teaching system is used, for example, in the most prestigious medical schools in the world, and major publications such as the **New England Journal of Medicine** have considered it to be one of the most effective.





“

*Discover Relearning, a system that abandons conventional linear learning, to take you through cyclical teaching systems: a way of learning that has proven to be extremely effective, especially in subjects that require memorization”*

## At TECH we use the Case Method

What should a professional do in a given situation? Throughout the program you will be presented with multiple simulated clinical cases based on real patients, where you will have to investigate, establish hypotheses and, finally, resolve the situation. There is an abundance of scientific evidence on the effectiveness of the method. Specialists learn better, faster, and more sustainably over time.

*With TECH you will experience a way of learning that is shaking the foundations of traditional universities around the world.*



According to Dr. Gervas, the clinical case is the annotated presentation of a patient, or group of patients, which becomes a "case", an example or model that illustrates some peculiar clinical component, either because of its teaching power or because of its uniqueness or rarity. It is essential that the case is based on current professional life, in an attempt to recreate the actual conditions in a veterinarian's professional practice.

“

*Did you know that this method was developed in 1912, at Harvard, for law students? The case method consisted of presenting students with real-life, complex situations for them to make decisions and justify their decisions on how to solve them. In 1924, Harvard adopted it as a standard teaching method”*

The effectiveness of the method is justified by four fundamental achievements:

1. Veterinarians who follow this method not only manage to assimilate concepts, but also develop their mental capacity through exercises to evaluate real situations and knowledge application
2. Learning is solidly translated into practical skills that allow the student to better integrate into the real world.
3. Ideas and concepts are understood more efficiently, given that the example situations are based on real-life.
4. The feeling that the effort invested is effective becomes a very important motivation for veterinarians, which translates into a greater interest in learning and an increase in the time dedicated to working on the course.



## Relearning Methodology

At TECH we enhance the case method with the best 100% online teaching methodology available: Relearning.

This university is the first in the world to combine the study of clinical cases with a 100% online learning system based on repetition, combining a minimum of 8 different elements in each lesson, a real revolution with respect to the mere study and analysis of cases.



*Veterinarians will learn through real cases and by resolving complex situations in simulated learning environments. These simulations are developed using state-of-the-art software to facilitate immersive learning.*



At the forefront of world teaching, the Relearning method has managed to improve the overall satisfaction levels of professionals who complete their studies, with respect to the quality indicators of the best online university (Columbia University).

With this methodology more than 65,000 veterinarians have been trained with unprecedented success in all clinical specialties, regardless of the surgical load. Our teaching method is developed in a highly demanding environment, where the students have a high socio-economic profile and an average age of 43.5 years.

*Relearning will allow you to learn with less effort and better performance, involving you more in your training, developing a critical mindset, defending arguments, and contrasting opinions: a direct equation for success.*

In our program, learning is not a linear process, but rather a spiral (learn, unlearn, forget, and re-learn). Therefore, we combine each of these elements concentrically.

The overall score obtained by TECH's learning system is 8.01, according to the highest international standards.



This program offers the best educational material, prepared with professionals in mind:



### Study Material

All teaching material is produced by the specialists who teach the course, specifically for the course, so that the teaching content is highly specific and precise.

These contents are then applied to the audiovisual format, to create the TECH online working method. All this, with the latest techniques that offer high quality pieces in each and every one of the materials that are made available to the student.



### Latest Techniques and Procedures on Video

TECH introduces students to the latest techniques, the latest educational advances and to the forefront of current and procedures of veterinary techniques. All of this in direct contact with students and explained in detail so as to aid their assimilation and understanding. And best of all, you can watch the videos as many times as you like.



### Interactive Summaries

The TECH team presents the contents attractively and dynamically in multimedia lessons that include audio, videos, images, diagrams, and concept maps in order to reinforce knowledge.

This exclusive educational system for presenting multimedia content was awarded by Microsoft as a "European Success Story".



### Additional Reading

Recent articles, consensus documents and international guidelines, among others. In TECH's virtual library, students will have access to everything they need to complete their course.





#### Expert-Led Case Studies and Case Analysis

Effective learning ought to be contextual. Therefore, TECH presents real cases in which the expert will guide students, focusing on and solving the different situations: a clear and direct way to achieve the highest degree of understanding.



#### Testing & Retesting

We periodically evaluate and re-evaluate students' knowledge throughout the program, through assessment and self-assessment activities and exercises, so that they can see how they are achieving their goals.



#### Classes

There is scientific evidence suggesting that observing third-party experts can be useful.

Learning from an Expert strengthens knowledge and memory, and generates confidence in future difficult decisions.



#### Quick Action Guides

TECH offers the most relevant contents of the course in the form of worksheets or quick action guides. A synthetic, practical, and effective way to help students progress in their learning.



06

# Certificate

The Postgraduate Certificate in Manual Therapies and Therapeutic Exercises in Small Animals guarantees you, in addition to the most rigorous and up-to-date training, access to a Postgraduate Certificate issued by TECH Technological University.





*Successfully complete this program  
and receive your university degree  
without travel or laborious paperwork”*

This **Postgraduate Certificate in Manual Therapies and Therapeutic Exercises in Small Animals** contains the most complete and up-to-date scientific program on the market.

After the student has passed the assessments, they will receive their corresponding **Postgraduate Certificate** issued by **TECH Technological University** via tracked delivery\*.

The diploma issued by **TECH Technological University** will reflect the qualification obtained in the Postgraduate Certificate, and meets the requirements commonly demanded by labor exchanges, competitive examinations, and professional career evaluation committees.

Title: **Postgraduate Certificate in Manual Therapies and Therapeutic Exercises in Small Animals**

Official N° of hours: **150 h.**



\*Apostille Convention. In the event that the student wishes to have their paper diploma issued with an apostille, TECH EDUCATION will make the necessary arrangements to obtain it, at an additional cost.

future  
health confidence people  
education information tutors  
guarantee accreditation teaching  
institutions technology learning  
community commitment  
personalized service innovation  
knowledge present  
development languages  
virtual classroom



## Postgraduate Certificate

Manual Therapies and  
Therapeutic Exercises  
in Small Animals

- » Modality: online
- » Duration: 6 weeks
- » Certificate: TECH Technological University
- » Dedication: 16h/week
- » Schedule: at your ow

**Postgraduate Certificate**  
Manual Therapies and  
Therapeutic Exercises  
in Small Animals

