

Postgraduate Certificate Management and Care of Instruments in Veterinary Dentistry





Postgraduate Certificate Management and Care of Instruments in Veterinary Dentistry

- » Modality: online
- » Duration: 6 weeks
- » Certificate: TECH Technological University
- » Dedication: 16h/week
- » Schedule: at your own pace
- » Exams: online

Website: www.techtute.com/us/veterinary-medicine/postgraduate-certificate/management-care-instruments-veterinary-dentistry

Index

01

Introduction

p. 4

02

Objectives

p. 8

03

Course Management

p. 12

04

Structure and Content

p. 16

05

Methodology

p. 20

06

Certificate

p. 28

01

Introduction

This Postgraduate Certificate develops specialized knowledge on the instruments available to veterinarians for diagnostic imaging of oral pathologies as well as the materials needed to carry out prophylaxis, extractions, dental repairs and also orthodontics. Therefore, it is vital that the veterinarian has advanced knowledge of the tools and working materials and how to take care of them in order to preserve them correctly and ensure that they have a good useful life.





“

Become a professional in one of the most in-demand fields of the moment: train in Management and Care of Instruments in Veterinary Dentistry with this comprehensive Postgraduate Certificate”

The Postgraduate Certificate in Management and Care of Instruments in Veterinary Dentistry is a response to the needs and demands of veterinary clinicians who, based on the high number of cases they encounter, seek to offer the best service to their patients.

This course addresses the different imaging methods used in recent years, generating advanced knowledge of each test, as well as each technique currently used. All of them complement the oral examination of each animal species to be treated and indicate the most appropriate and recommendable treatment for it.

The teaching team that makes up the Postgraduate Certificate in Management and Care of Instruments in Veterinary Dentistry is composed of veterinary professionals specializing in the different subjects taught in the course, with extensive experience both at a teaching and practical level. They are familiar with university training, teaching courses, degrees and different postgraduate courses related to the veterinary profession, and specifically Management and Care of Instruments in Veterinary Dentistry. These teachers are active professionals, both in the university field and clinical field, working in leading veterinary centres and participating in various research projects.

The modules developed in the Postgraduate Certificate in Management and Care of Instruments in Veterinary Dentistry have been selected with the aim of offering the veterinary clinician the possibility of taking a step further in their future as a specialist in Dentistry and to develop specialized theoretical and practical knowledge to confidently face any oral and maxillofacial procedure that they may encounter in their daily practice.

The advanced knowledge developed in this Postgraduate Certificate is supported by the clinical experience of the authors, as well as scientific articles and publications directly related to the current veterinary dentistry sector.

This course provides students with all the theoretical and practical knowledge necessary to safely tackle any oral and maxillofacial procedure in the studied species.

Nowadays, the possibility of coordinating the veterinary clinician's working life with a Postgraduate Certificate is highly valued and valuable, and this course meets this requirement, in terms of teaching quality. The online format allows students to balance their work and academic life, and meets the demands and requirements of the veterinary professional.

This **Postgraduate Certificate in Management and Care of Instruments in Veterinary Dentistry** offers you the advantages of a high-level scientific, teaching, and technological course. These are some of its most notable features:

- ◆ The latest technology in online teaching software.
- ◆ Highly visual teaching system, supported by graphic and schematic contents that are easy to assimilate and understand.
- ◆ Practical cases presented by practising experts.
- ◆ State-of-the-art interactive video systems.
- ◆ Teaching supported by telepractice.
- ◆ Continuous updating and recycling systems.
- ◆ Autonomous learning: full compatibility with other occupations
- ◆ Practical exercises for self-evaluation and learning verification.
- ◆ Support groups and educational synergies: questions to the expert, discussion forums and debates.
- ◆ Communication with the teacher and individual reflection work.
- ◆ Content that is accessible from any fixed or portable device with an Internet connection
- ◆ Supplementary documentation databases are permanently available, even after the course.



A Postgraduate Certificate that will enable you to work in all fields of Veterinary Dentistry with the competence of a high-level professional"



Become fully and adequately qualified in Veterinary Dentistry with this highly effective Postgraduate Certificate and open new avenues for your professional progress"

Our teaching staff is made up of professionals from different fields related to this specialty. In this way we ensure that we deliver the educational update we are aiming for. A multidisciplinary team of professionals trained and experienced in different environments, who will cover the theoretical knowledge in an efficient way, but, above all, will bring the practical knowledge from their own experience to the course: one of the differential qualities of this course.

This mastery of the subject is complemented by the effectiveness of the methodological design of this Postgraduate Certificate in Management and Care of Instruments in Veterinary Dentistry. Developed by a multidisciplinary team of e-learning experts, it integrates the latest advances in educational technology. This way, you will be able to study with a range of comfortable and versatile multimedia tools that will give you the operability you need in your training.

The design of this program is based on Problem-Based Learning: an approach that conceives learning as a highly practical process. To achieve this remotely, we will use telepractice: with the help of an innovative interactive video system, and learning from an expert, you will be able to acquire the knowledge as if you were actually dealing with the scenario you are learning about. A concept that will allow you to integrate and fix learning in a more realistic and permanent way.

You will be supported by the experience of expert professionals who will contribute their experience in this area to the program, making this training a unique opportunity for professional growth.

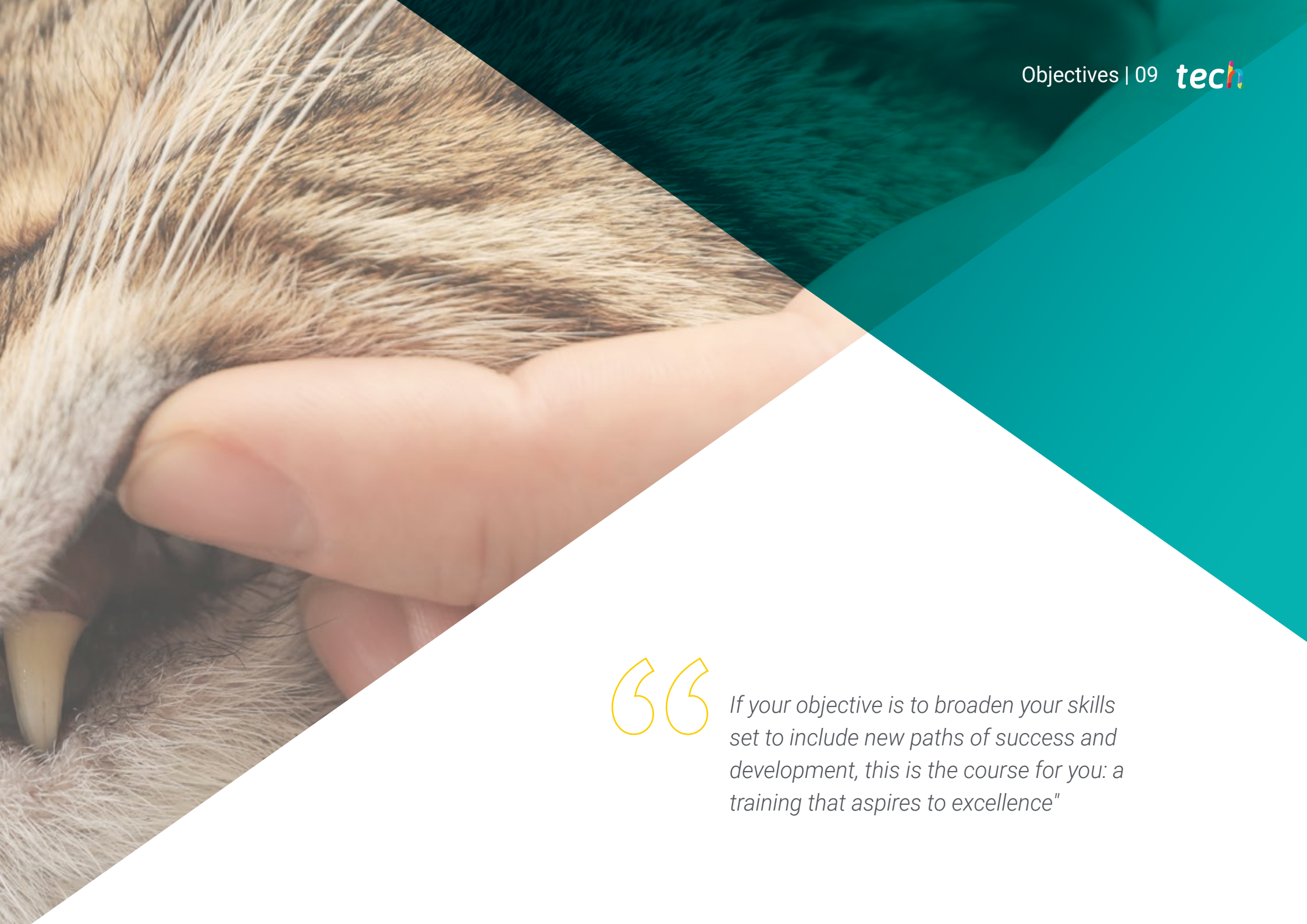


02

Objectives

Our goal is to prepare highly qualified professionals for work experience. An objective that is complemented, moreover, in a global manner, by promoting human development that lays the foundations for a better society. This objective is focused on helping medical professionals reach a much higher level of expertise and control. A goal that, in just six months, you will be able to achieve with a highly intensive and precise course.





“

If your objective is to broaden your skills set to include new paths of success and development, this is the course for you: a training that aspires to excellence”



General Objectives

- Determine the instruments and materials available in veterinary dentistry
- Determine the importance of the correct use of materials
- Identify the instruments necessary for each procedure to be carried out in the oral cavity
- Analyse the importance of having good equipment and how to preserve it correctly



A path to help you achieve specialized knowledge and professional growth that will put you in a more competitive position in the job market"





Specific Objectives

- ◆ Provide the means of exploration of the oral cavity, and of surgical material
- ◆ Generate specialised knowledge of periodontal, endodontic and orthodontic materials
- ◆ Develop advanced knowledge on the implantation of dental caps and dentures
- ◆ Analyse the types of diagnostic imaging equipment
- ◆ Explain to the owner "the importance" of dental care for our pets

03

Course Management

For our course to be of the highest quality, we are proud to work with a teaching staff of the highest level, chosen for their proven track record. Professionals from different areas and fields of expertise that make up a complete, multidisciplinary team. A unique opportunity to learn from the best.





“

An impressive teaching staff, made up of professionals from different areas of expertise, will be your teachers during your training: a unique opportunity not to be missed”

Management



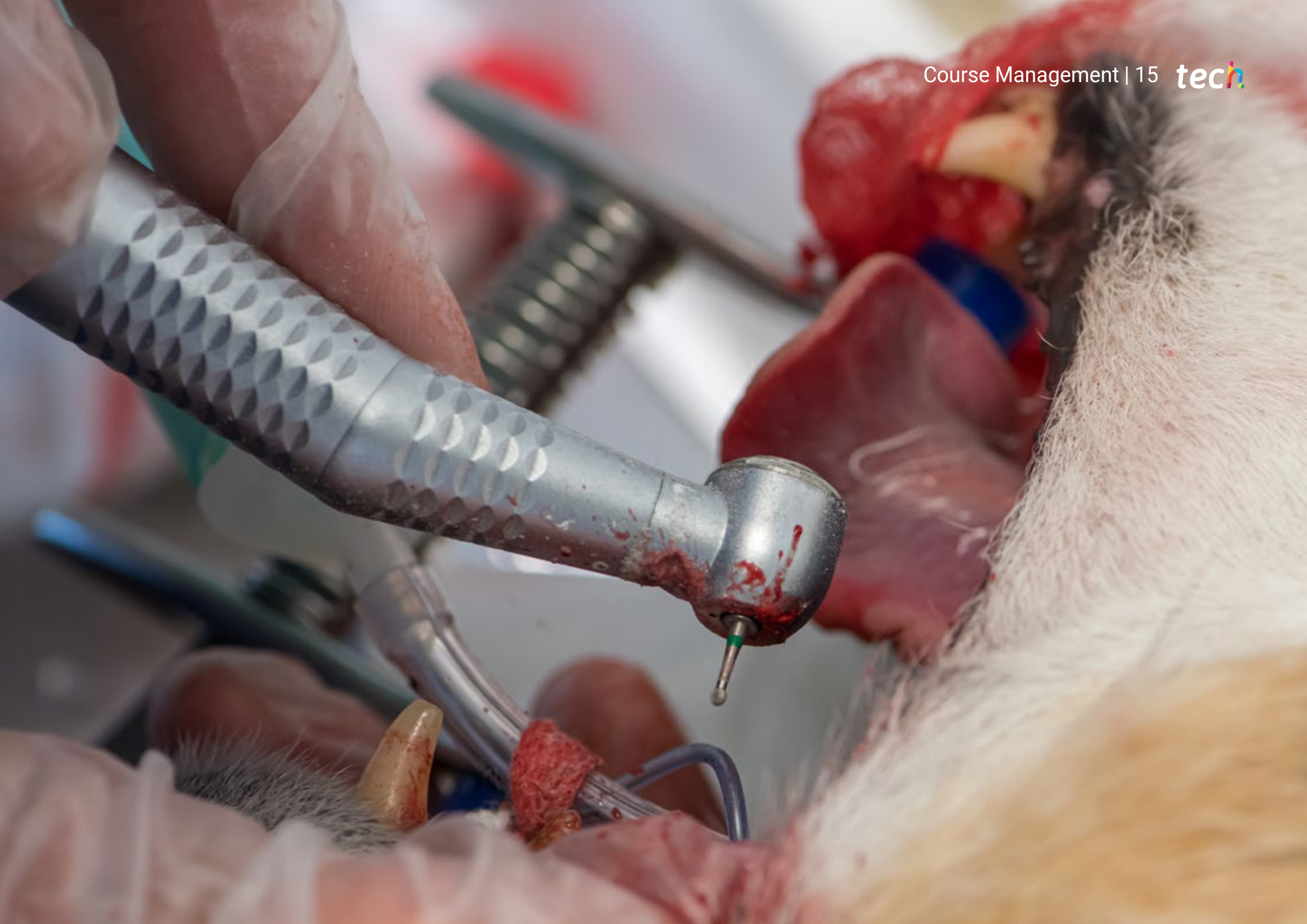
Saura Alfonseda, José María

- ♦ Degree in Veterinary Medicine from the University of Murcia.
- ♦ Member of the SEOVE and speaker at several SEOVE Congresses.
- ♦ Master's Degree in Dentistry and Maxillofacial Surgery V from the UCM in 2008
- ♦ Lecturer at the Faculty of Veterinary Medicine of the UAX in subjects such as Animal Physiopathology, Clinical Propaedeutics and Animal Anatomy.
- ♦ Senior Veterinarian at the Internal Medicine Service of the Veterinary Hospital Universidad Alfonso X El Sabio (HCV UAX) since 2006.
- ♦ Head of the Veterinary Dentistry and Maxillofacial Surgery Service of the HCV UAX since 2009.
- ♦ Outpatient Veterinary Dentistry and Maxillofacial Surgery Service (sauraodontovet) since 2013.

Professors

González González, Laura

- ♦ Degree in Veterinary Medicine from the Alfonso X El Sabio University in Madrid
- ♦ Veterinary doctor at Porto Veterinary Clinic
- ♦ Master's Degree in Feline Clinics. Improve International. Face-to-Face Course. 2019-present
- ♦ Master's Degree in Clinical Practice and Small Animal Emergencies. AEVA. October 2016-February 2017.
- ♦ Course on Clinical Dentistry in Dogs and Cats. Inveta. Online Course 39 hours. April 2015-June 2016.
- ♦ Support in Dental and Maxillofacial Surgeries at Porto Veterinary Clinic



04

Structure and Content

The contents of this Postgraduate Certificate have been developed by the different experts on this course, with a clear purpose: to ensure that our students acquire each and every one of the necessary skills to become true experts in this field.

A complete and well-structured program that will take you to the highest standards of quality and success.





“

We have the most complete and up-to-date academic program in the market. We strive for excellence and for you to achieve it too”

Module 1. Equipment and Instruments in Small Animal Veterinary Dentistry

- 1.1. Dental Surgery and Consultation Room
 - 1.1.1. Dental Consultation
 - 1.1.2. Dental Operating Theatre
- 1.2. Materials and Instruments in Small Animal Periodontics
 - 1.2.1. Periodontal Probes
 - 1.2.2. Dental Explorer
 - 1.2.3. Dental Mirror
- 1.3. Material in Small Animal Endodontics
 - 1.3.1. Root Canal Explorers
 - 1.3.2. Endodontic Files
 - 1.3.3. Nerve Twitchers
 - 1.3.4. Filling Spirals
 - 1.3.5. Dental Locking Forceps
 - 1.3.6. Endodontic Compactors
 - 1.3.7. Endodontic Spacers
 - 1.3.8. Endodontic Fillings and Sealants
- 1.4. Material in Small Animal Orthodontics
 - 1.4.1. Orthodontic Pliers
 - 1.4.2. Orthodontic Wire
 - 1.4.3 Buttons with Curved Base
 - 1.4.4. Orthodontic Chains
 - 1.4.5. Cement
 - 1.4.6. Moulds and Printing Material
- 1.5. Dental Caps and Dentures
 - 1.5.1. Dental Caps
 - 1.5.2. Dental Prostheses
- 1.6. Materials and Instruments for Oral Cavity Surgery
 - 1.6.1. Equipment for Oral Surgery
 - 1.6.2. Surgical Material
- 1.7. Dental Equipment
 - 1.7.1. Fixed Dental Equipment
 - 1.7.2. Portable Dental Equipment
- 1.8. Imaging Equipment in Veterinary Dentistry
 - 1.8.1. X-Rays
 - 1.8.2. CAT
- 1.9. Cleaning, Disinfection and Care of Dental Equipment
 - 1.9.1. Care of Dental Equipment
 - 1.9.2. Care of Dental Material
 - 1.9.3. Disinfectants
- 1.10. Oral Health Care Tools for the Owner
 - 1.10.1. Toothbrushes
 - 1.10.2. Dentifrices
 - 1.10.3. Oral Antiseptics
 - 1.10.4. Snack/Dental Toys



A comprehensive teaching program, structured in well-developed teaching units, oriented towards learning that is compatible with your personal and professional life"



05

Methodology

This training provides you with a different way of learning. Our methodology uses a cyclical learning approach: ***Re-learning***.

This teaching system is used in the most prestigious medical schools in the world, and major publications such as the ***New England Journal of Medicine*** have considered it to be one of the most effective.



“

Discover Re-learning, a system that abandons conventional linear learning, to take you through cyclical teaching systems: a way of learning that has proven to be extremely effective, especially in subjects that require memorization"

At TECH we use the Case Method

In a given clinical situation, what would you do? Throughout the program, you will be presented with multiple simulated clinical cases based on real patients, where you will have to investigate, establish hypotheses and, finally, resolve the situation. There is abundant scientific evidence on the effectiveness of the method. Specialists learn better, faster, and more sustainably over time.

With TECH you can experience a way of learning that is shaking the foundations of traditional universities around the world.



According to Dr. Gérvas, the clinical case is the annotated presentation of a patient, or group of patients, which becomes a "case", an example or model that illustrates some peculiar clinical component, either because of its teaching potential or because of its uniqueness or rarity. It is essential that the case be based on current professional life, trying to recreate the real conditions in the Veterinarian's Professional Practice.

“

Did you know that this method was developed in 1912 at Harvard for law students? The case method consisted of presenting students with real-life, complex situations for them to make decisions and justify their decisions on how to solve them. In 1924, Harvard adopted it as a standard teaching method.

The effectiveness of the method is justified by four fundamental achievements:

1. Veterinarians who follow this method not only achieve the assimilation of concepts, but also a development of their mental capacity through exercises to evaluate real situations and the application of knowledge.
2. The learning process has a clear focus on practical skills that allow the student to better integrate into the real world.
3. Ideas and concepts are understood more efficiently, given that the example situations are based on real-life.
4. The feeling that the effort invested is effective becomes a very important motivation for veterinarians, which translates into a greater interest in learning and an increase in the time dedicated to working on the course.



Re-Learning Methodology

At TECH we enhance the Harvard case method with the best 100% online teaching methodology available: Re-learning.

Our University is the first in the world to combine the study of clinical cases with a 100% online learning system based on repetition, combining a minimum of 8 different elements in each lesson, which represent a real revolution with respect to simply studying and analyzing cases.

Veterinarians will learn through real cases and by resolving complex situations in simulated learning environments. These simulations are developed using state-of-the-art software to facilitate immersive learning.



At the forefront of world teaching, the Re-learning method has managed to improve the overall satisfaction levels of professionals who complete their studies, with respect to the quality indicators of the best Spanish-speaking online university (Columbia University).

With this methodology we have trained more than 65,000 veterinarians with unprecedented success, in all clinical specialties regardless of the surgical load. All this in a highly demanding environment, where the students have a strong socio-economic profile and an average age of 43.5 years.

Re-learning will allow you to learn with less effort and better performance, involving you more in your training, developing a critical mindset, defending arguments, and contrasting opinions: a direct equation to success.

In our program, learning is not a linear process, but rather a spiral (we learn, unlearn, forget, and re-learn). Therefore, we combine each of these elements concentrically.

The overall score obtained by our learning system is 8.01, according to the highest international standards.



In this program you will have access to the best educational material, prepared with you in mind:



Study Material

All the teaching materials are specifically created for the course, by specialists who teach on the course, so that the teaching content is highly specific and precise.

This content is then adapted in an audiovisual format that will create our way of working online, with the latest techniques that allow us to offer you high quality in all of the material that we provide you with.



Latest Techniques and Procedures on Video

We bring you closer to the latest Techniques, to the latest Educational Advances, to the forefront of current Veterinary Techniques and Procedures. All this, in first person, with the maximum rigor, explained and detailed for your assimilation and understanding. And best of all, you can watch them as many times as you want.



Interactive Summaries

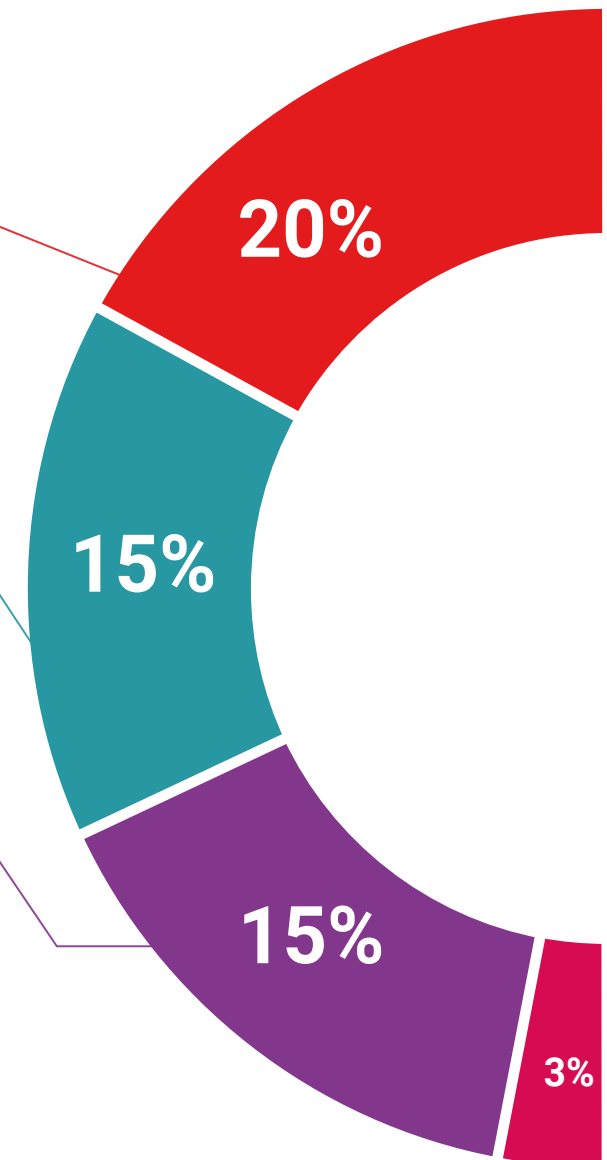
We present the contents attractively and dynamically in multimedia lessons that include audio, videos, images, diagrams, and concept maps in order to reinforce knowledge.

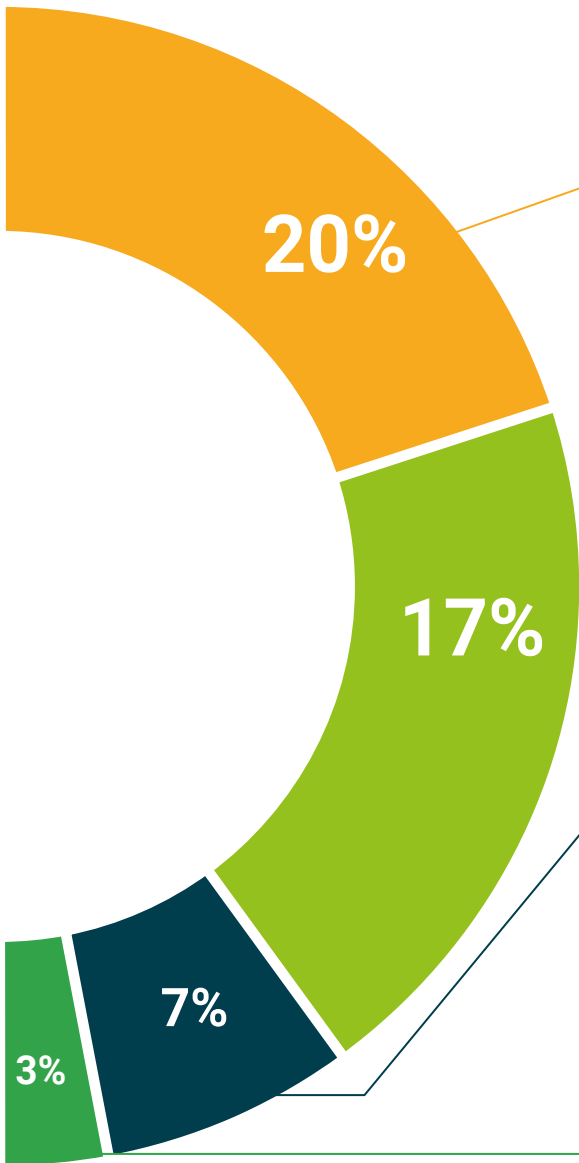
This unique multimedia content presentation training system was awarded by Microsoft as a "European Success Story".



Additional Reading

Recent articles, consensus documents, international guides. in our virtual library you will have access to everything you need to complete your training.





Expert-Led Case Studies and Case Analysis

Effective learning ought to be contextual. Therefore, we will present you with real case developments in which the expert will guide you through focusing on and solving the different situations: a clear and direct way to achieve the highest degree of understanding.



Testing & Re-Testing

We periodically evaluate and re-evaluate your knowledge throughout the program, through assessment and self-assessment activities and exercises: so that you can see how you are achieving your goals.



Classes

There is scientific evidence suggesting that observing third-party experts can be useful.
Learning from an expert strengthens knowledge and memory and generates confidence in our future difficult decisions.



Quick Action Guides

We offer you the most relevant contents of the course in the form of worksheets or quick action guides. A synthetic, practical, and effective way to help you progress in your learning.



06

Certificate

The Postgraduate Certificate in Management and Care of Instruments in Veterinary Dentistry guarantees you, in addition to the most rigorous and updated training, access to a Postgraduate Certificate issued by TECH Technological University.



“

Include in your training a Postgraduate Certificate in Management and Care of Instruments in Veterinary Dentistry in Veterinary Dentistry: a highly qualified added value for any professional in this area"

This **Postgraduate Certificate in Management and Care of Instruments in Veterinary Dentistry** contains the most complete and up-to-date scientific program on the market.

After the student has passed the evaluations, they will receive their corresponding **Postgraduate Certificate** issued by **TECH Technological University** via tracked delivery*.

The diploma issued by **TECH Technological University** will reflect the qualification obtained in the Postgraduate Certificate, and meets the requirements commonly demanded by labor exchanges, competitive examinations, and professional career evaluation committees.

Title: **Postgraduate Certificate in Management and Care of Instruments in Veterinary Dentistry**

ECTS: **6**

Official Number of Hours: **150**



*Apostille Convention. In the event that the student wishes to have their paper diploma stamped with a Hague Apostille, TECH EDUCATION will make the necessary arrangements at an additional cost.

future
health confidence people
education information tutors
guarantee accreditation teaching
institutions technology learning
community commitment
personalized service innovation
knowledge presentation
development languages
classroom

tech technological
university

Postgraduate Certificate
Management and Care
of Instruments
in Veterinary Dentistry

- » Modality: online
- » Duration: 6 weeks
- » Certificate: TECH Technological University
- » Dedication: 16h/week
- » Schedule: at your own pace
- » Exams: online

Postgraduate Certificate Management and Care of Instruments in Veterinary Dentistry

