

Postgraduate Certificate

Infectious and Parasitic Diseases in Large Animals





Postgraduate Certificate Infectious and Parasitic Diseases in Large Animals

- » Modality: online
- » Duration: 6 weeks
- » Certificate: TECH Technological University
- » Dedication: 16h/week
- » Schedule: at your own pace
- » Exams: online

Website: www.techtitute.com/pk/veterinary-medicine/postgraduate-certificate/infectious-parasitic-diseases-large-animals

Index

01

Introduction

p. 4

02

Objectives

p. 8

03

Course Management

p. 12

04

Structure and Content

p. 16

05

Methodology

p. 20

06

Certificate

p. 28

01

Introduction

Infectious and Parasitic Diseases are very frequent in Large Animals and have a very important implication regarding the handling of the rest of the animals of the same farm or even regarding the Public Health if they are zoonoses. In-depth knowledge of the diagnosis, treatment and prevention of these diseases is essential for clinical veterinarians.

This program generates advanced knowledge on the diagnosis, treatment and prevention of infectious and parasitic diseases affecting cattle, small ruminants, South American camelids and equidae.





“

Do not miss the opportunity to study this Postgraduate Certificate in Infectious and Parasitic Diseases in Large Animals with us. It's the perfect opportunity to advance in your career"

The Postgraduate Certificate in Infectious and Parasitic Diseases in Large Animals incorporates innovative knowledge, based on the latest scientific evidence, that allows veterinary professionals to stay up-to-date on the newest treatments and emerging diseases that affect large animals across the world as a consequence of globalization.

Camelids of the New World or South America, which include mainly llamas and alpacas as domesticated animals, are animals bred for different purposes including fiber production, pack animals or meat production in South America, guard animals for other animals such as small ruminants and also as companion animals. These species are perhaps the most unknown, but they suffer from diseases that are also common to horses and ruminants, as well as other pathologies that are unique to their species. This Postgraduate Certificate provides advanced knowledge to diagnose, treat and prevent these diseases.

The horse clinician faces the challenges posed by these patients on a daily basis. Gastrointestinal pathologies are the most frequent cause of emergency calls from owners. Many of these horses suffer from mild illnesses that are resolved with appropriate treatments, but a small group suffer very serious injuries that require surgical treatment. It is necessary to interpret the clinical signs of these patients promptly in order to improve their prognosis; this Postgraduate Certificate provides the main tools to successfully deal with these cases.

Sports medicine forms an important block within Equine Internal Medicine, since many of the horses we have today are dedicated to sporting activities. This Postgraduate Certificate generates specialized knowledge that allows the equine clinician to evaluate the sports prognosis of those patients with affections that influence their athletic performance. The program of this Postgraduate Certificate is designed by professors who possess the highest degree of recognized specialization, thus guaranteeing its quality in all aspects, both clinical and scientific in large animals veterinary medicine.

This **Postgraduate Certificate in Infectious and Parasitic Diseases in Large Animals** contains the most complete and up-to-date scientific program on the market. The most important features include:

- ♦ Practical cases presented by experts in Infectious and Parasitic Diseases in Large Animals
- ♦ The graphic, schematic, and practical contents with which they are created, provide scientific and practical information on the disciplines that are essential for professional development
- ♦ Latest innovations in Infectious and Parasitic Diseases in Large Animals
- ♦ Practical exercises where self-assessment can be used to improve learning
- ♦ Special emphasis on innovative methodologies in Infectious and Parasitic Diseases in Large Animals
- ♦ Theoretical lessons, questions to the expert, debate forums on controversial topics, and individual reflection assignments
- ♦ Content that is accessible from any fixed or portable device with an Internet connection



Get trained with us and learn how to diagnose and treat diseases in large animals, in order to improve their quality of life"

“

This Postgraduate Certificate is the best investment you can make when choosing a refresher program to update your existing knowledge of Infectious and Parasitic Diseases in Large Animals"

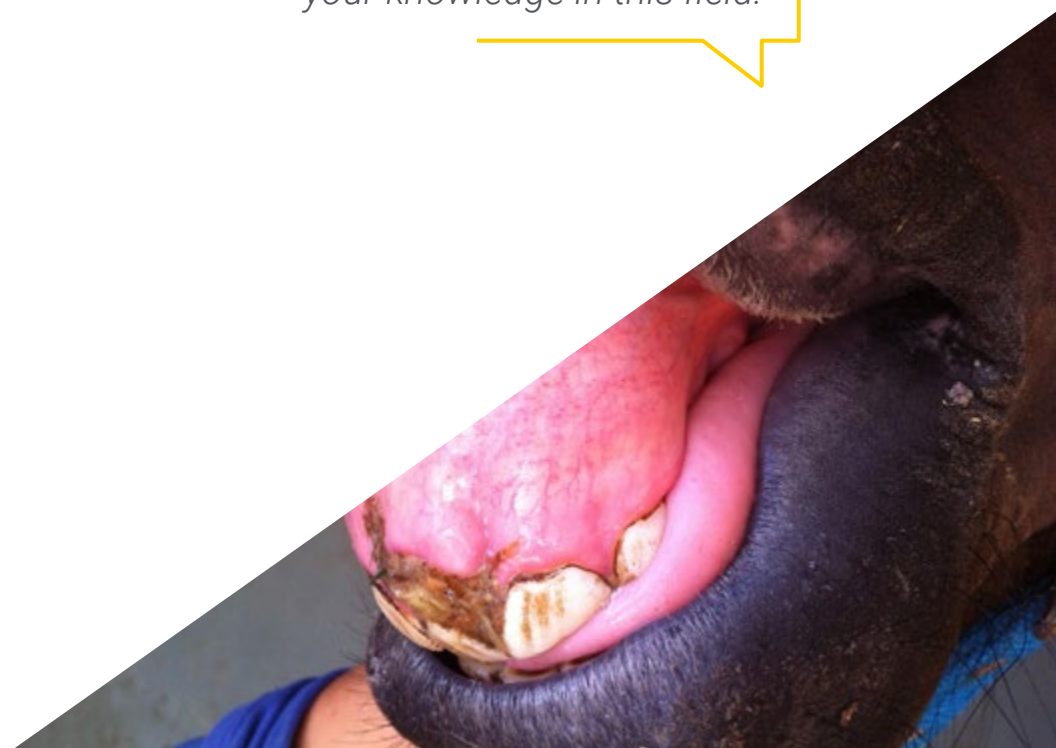
The teaching staff includes professionals from the field of veterinary medicine, who contribute the experience of their work to this training, in addition to recognized specialists from reference societies and prestigious universities.

The multimedia content, developed with the latest educational technology, will provide the professional with situated and contextual learning, i.e., a simulated environment that will provide immersive training programmed to train in real situations.

This program is designed around Problem-Based Learning, whereby the specialist must try to solve the different professional practice situations that arise throughout the program. For this, the professional will have the help of an innovative interactive video system made by renowned and experienced experts in Internal Medicine in Large Animals.

This program comes with the best educational material, providing you with a contextual approach that will facilitate your learning.

A 100% online program will allow you to combine your studies with your professional work while increasing your knowledge in this field.



02 Objectives

The Postgraduate Certificate in Infectious and Parasitic Diseases in Large Animals is designed to facilitate the performance of the veterinary professional with the latest advances and most innovative treatments in the sector.





“

It is the best option to learn about the latest advances in Infectious and Parasitic Diseases in Large Animals”



General Objectives

- Examine the clinical approach of the different infectious and parasitic diseases in large animals
- Compile the complementary methods available to diagnose the main infectious and parasitic pathologies
- Determine the general and specific treatment for the main infectious and parasitic pathologies
- Generate advanced knowledge on the prevention of the main infectious and parasitic diseases



Join one of the largest online universities in the world"





Specific Objectives

- ◆ Identify the main infectious diseases that affect large animals
- ◆ Establish differential diagnosis of the clinical signs in the main infectious pathologies in big animals
- ◆ Propose a work methodology for the patient with infectious alterations
- ◆ Provide specialized knowledge to treat and prevent the main infectious pathologies in large animals
- ◆ Identify the clinical signs of parasitic diseases that affect large animals
- ◆ Gain sound knowledge of the diagnostic procedures used in parasitology and their interpretation
- ◆ Determine a theoretical and practical methodology for patients with parasitic diseases
- ◆ Provide specialized knowledge to establish parasite control and management programs in large animals

03

Course Management

The program's teaching staff includes leading experts in Infectious and Parasitic Diseases in Large Animals, who bring their work experience to this training program. Professionals of recognized prestige have joined forces to offer you this high-level training.





“

Our team of teachers, experts in Infectious and Parasitic Diseases in Large Animals, will help you reach success in your profession"

Management



Dr. Martín Cuervo, María

- Doctor of Veterinary Medicine from the University of Extremadura. Doctoral thesis on Inflammation Markers in Horses in a Critical Condition, 2017
- Degree in Veterinary Medicine from the University of Cordoba
- President of the Scientific Committee in the National Congress of the Spanish Association of Equine Veterinarians (AVEE), 2020
- Member of the Scientific Committee in the International Committee of the International Purebred Spanish Horse Show (SICAB), 2020
- Veterinarian, member of the European Board of Veterinary Specialization (EBVS) and the European College of Equine Internal Medicine (ECVIM)
- Member of the Spanish Association of Equine Veterinarians (AVEE)
- Head of the Equine Internal Medicine Services in the University of Extremadura (from 2015-present)



Dr. Barba Recreo, Marta

- PhD in Biomedical Sciences, Auburn University, Alabama, USA, in 2016
- Diplomate of the American College of Internal Medicine, Large Animal in 2015
- Degree in Veterinary Medicine from the University of Zaragoza in 2009
- Head of the Equine Internal Medicine Service, Clinical Veterinary Hospital, CEU Cardenal Herrera University, Valencia



Professors

Dr. Medina Torres, Carlos E.

- ◆ PhD in Veterinary Sciences from the University of Guelph, Ontario, Canada, 2009
- ◆ Diploma from the American College of Internal Medicine, specializing in Large Animals and from the European College of Equine Internal Medicine
- ◆ PhD from the University of Queensland, Australia, 2015
- ◆ 2017- Senior Lecturer and Clinical Specialist in Internal Medicine at the University of Queensland, Australia

04

Structure and Content

The structure of the content has been designed by the best professionals in the field of Infectious and Contagious Diseases in Large Animals, with extensive experience and recognized prestige in the profession, backed by the volume of cases reviewed, studied, and diagnosed, and with extensive knowledge of new technologies applied to veterinary medicine.





“

We have the most complete and up-to-date scientific program in the market. We strive for excellence and for you to achieve it too"

Module 1. Infectious and Parasitic Diseases in Large Animals

- 1.1. Prevention and Control of Infectious Diseases
 - 1.1.1. Laboratory Diagnostic Tests
 - 1.1.2. Antimicrobial Tests and Resistances
 - 1.1.3. Use of Vaccines
 - 1.1.4. Biosecurity and Control Measures
- 1.2. Main Infectious and Contagious Diseases in Horses
 - 1.2.1. Notifiable Diseases
 - 1.2.2. Diseases Caused by Bacteria
 - 1.2.3. Viral diseases
 - 1.2.4. Diseases Caused by Fungi
- 1.3. Main Infectious and Contagious Diseases in Cattle
 - 1.3.1. Notifiable Diseases
 - 1.3.2. Diseases Caused by Bacteria
 - 1.3.3. Viral diseases
 - 1.3.4. Diseases Caused by Fungi
 - 1.3.5. Diseases Caused by Prions
- 1.4. Main Infectious and Contagious Diseases in Small Ruminants
 - 1.4.1. Notifiable Diseases
 - 1.4.2. Diseases Caused by Bacteria
 - 1.4.3. Viral diseases
 - 1.4.4. Diseases Caused by Fungi
 - 1.4.5. Diseases Caused by Prions
- 1.5. Main Infectious and Contagious Diseases in Camelids
 - 1.5.1. Notifiable Diseases
 - 1.5.2. Diseases Caused by Bacteria
 - 1.5.3. Viral diseases
 - 1.5.4. Diseases Caused by Fungi





- 1.6. Main Parasites Affecting Horses
 - 1.6.1. Hemoparasites
 - 1.6.2. Small Strongyls or Cyathostomes
 - 1.6.3. Big Strongyls
 - 1.6.4. Ascarids
 - 1.6.5. Other Nematodes
 - 1.6.6. Cestodes
- 1.7. Main Parasites Affecting Cattle
 - 1.7.1. Hemoparasites
 - 1.7.2. Gastrointestinal Nematodes
 - 1.7.3. Nematodes That Affect the Respiratory Tract
 - 1.7.4. Cestodes
 - 1.7.5. Trematodes
 - 1.7.6. Coccidia
- 1.8. Main Parasites Affecting Small Ruminants
 - 1.8.1. Hemoparasites
 - 1.8.2. Gastrointestinal Nematodes
 - 1.8.3. Nematodes That Affect the Respiratory Tract
 - 1.8.4. Cestodes
 - 1.8.5. Trematodes
 - 1.8.6. Resistance to Anthelmintics in Small Ruminants
 - 1.8.7. Management, Treatment and Control Programs (FAMACHA)
- 1.9. Main Parasites Affecting Camelids
 - 1.9.1. Hemoparasites
 - 1.9.2. Coccidia
 - 1.9.3. Nematodes
 - 1.9.4. Cestodes
- 1.10. Prevention and Treatment of Parasitic Diseases
 - 1.10.1. Diagnostic Techniques
 - 1.10.2. Therapeutic Principles
 - 1.10.2. Resistance Development
 - 1.10.3. Management and Control Programs

05 Methodology

This academic program offers students a different way of learning. Our methodology uses a cyclical learning approach: **Relearning.**

This teaching system is used, for example, in the most prestigious medical schools in the world, and major publications such as the **New England Journal of Medicine** have considered it to be one of the most effective.





“

Discover Relearning, a system that abandons conventional linear learning, to take you through cyclical teaching systems: a way of learning that has proven to be extremely effective, especially in subjects that require memorization"

At TECH we use the Case Method

What should a professional do in a given situation? Throughout the program you will be presented with multiple simulated clinical cases based on real patients, where you will have to investigate, establish hypotheses and, finally, resolve the situation. There is an abundance of scientific evidence on the effectiveness of the method. Specialists learn better, faster, and more sustainably over time.

With TECH you will experience a way of learning that is shaking the foundations of traditional universities around the world.



According to Dr. Gervas, the clinical case is the annotated presentation of a patient, or group of patients, which becomes a "case", an example or model that illustrates some peculiar clinical component, either because of its teaching power or because of its uniqueness or rarity. It is essential that the case is based on current professional life, in an attempt to recreate the actual conditions in a veterinarian's professional practice.

“

Did you know that this method was developed in 1912, at Harvard, for law students? The case method consisted of presenting students with real-life, complex situations for them to make decisions and justify their decisions on how to solve them. In 1924, Harvard adopted it as a standard teaching method”

The effectiveness of the method is justified by four fundamental achievements:

1. Veterinarians who follow this method not only manage to assimilate concepts, but also develop their mental capacity through exercises to evaluate real situations and knowledge application
2. Learning is solidly translated into practical skills that allow the student to better integrate into the real world.
3. Ideas and concepts are understood more efficiently, given that the example situations are based on real-life.
4. The feeling that the effort invested is effective becomes a very important motivation for veterinarians, which translates into a greater interest in learning and an increase in the time dedicated to working on the course.



Relearning Methodology

At TECH we enhance the case method with the best 100% online teaching methodology available: Relearning.

This university is the first in the world to combine the study of clinical cases with a 100% online learning system based on repetition, combining a minimum of 8 different elements in each lesson, a real revolution with respect to the mere study and analysis of cases.



Veterinarians will learn through real cases and by resolving complex situations in simulated learning environments. These simulations are developed using state-of-the-art software to facilitate immersive learning.

At the forefront of world teaching, the Relearning method has managed to improve the overall satisfaction levels of professionals who complete their studies, with respect to the quality indicators of the best online university (Columbia University).

With this methodology more than 65,000 veterinarians have been trained with unprecedented success in all clinical specialties, regardless of the surgical load. Our teaching method is developed in a highly demanding environment, where the students have a high socio-economic profile and an average age of 43.5 years.

Relearning will allow you to learn with less effort and better performance, involving you more in your training, developing a critical mindset, defending arguments, and contrasting opinions: a direct equation for success.

In our program, learning is not a linear process, but rather a spiral (learn, unlearn, forget, and re-learn). Therefore, we combine each of these elements concentrically.

The overall score obtained by TECH's learning system is 8.01, according to the highest international standards.



This program offers the best educational material, prepared with professionals in mind:



Study Material

All teaching material is produced by the specialists who teach the course, specifically for the course, so that the teaching content is highly specific and precise.

These contents are then applied to the audiovisual format, to create the TECH online working method. All this, with the latest techniques that offer high quality pieces in each and every one of the materials that are made available to the student.



Latest Techniques and Procedures on Video

TECH introduces students to the latest techniques, the latest educational advances and to the forefront of current and procedures of veterinary techniques. All of this in direct contact with students and explained in detail so as to aid their assimilation and understanding. And best of all, you can watch the videos as many times as you like.



Interactive Summaries

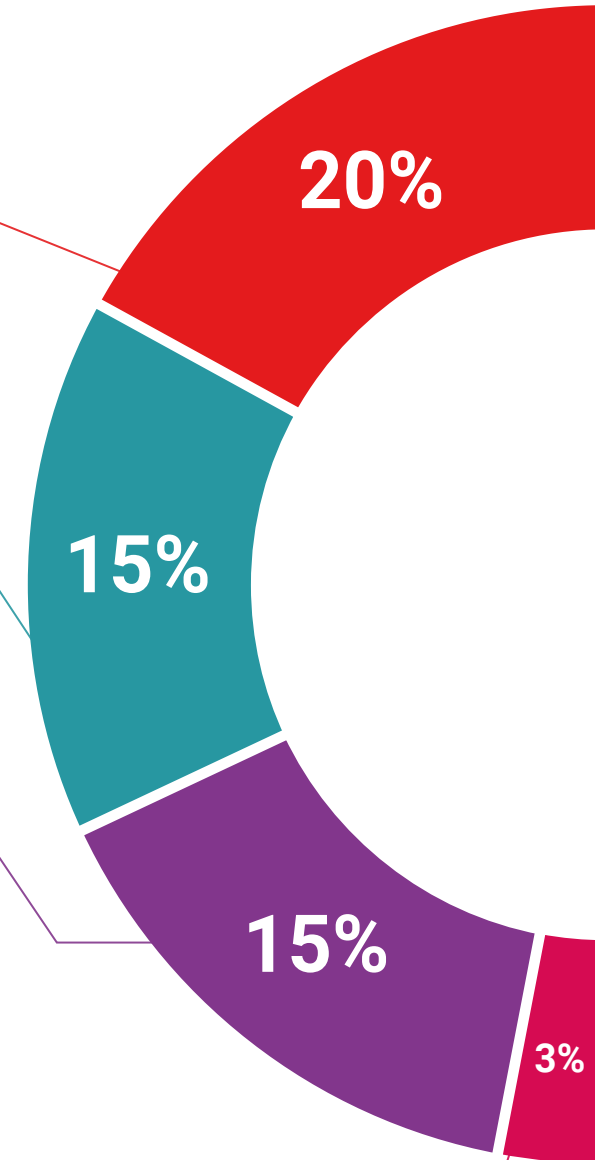
The TECH team presents the contents attractively and dynamically in multimedia lessons that include audio, videos, images, diagrams, and concept maps in order to reinforce knowledge.

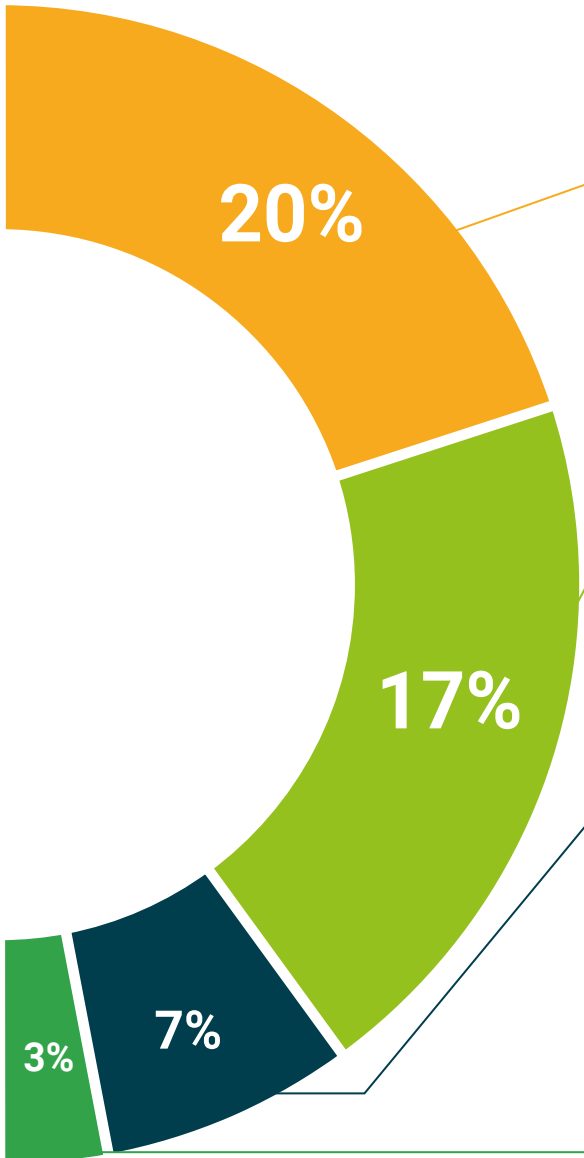
This exclusive educational system for presenting multimedia content was awarded by Microsoft as a "European Success Story".



Additional Reading

Recent articles, consensus documents and international guidelines, among others. In TECH's virtual library, students will have access to everything they need to complete their course.





Expert-Led Case Studies and Case Analysis

Effective learning ought to be contextual. Therefore, TECH presents real cases in which the expert will guide students, focusing on and solving the different situations: a clear and direct way to achieve the highest degree of understanding.



Testing & Retesting

We periodically evaluate and re-evaluate students' knowledge throughout the program, through assessment and self-assessment activities and exercises, so that they can see how they are achieving their goals.



Classes

There is scientific evidence suggesting that observing third-party experts can be useful.
Learning from an Expert strengthens knowledge and memory, and generates confidence in future difficult decisions.



Quick Action Guides

TECH offers the most relevant contents of the course in the form of worksheets or quick action guides. A synthetic, practical, and effective way to help students progress in their learning.



06

Certificate

The Postgraduate Certificate in Infectious and Parasitic Diseases in Large Animals guarantees students, in addition to the most rigorous and up-to-date education, access to a Postgraduate Certificate issued by TECH Technological University.



“

*Successfully complete this program
and receive your university qualification
without having to travel or fill out laborious
paperwork”*

This **Postgraduate Certificate in Infectious and Parasitic Diseases in Large Animals** contains the most complete and up-to-date scientific program on the market.

After the student has passed the assessments, they will receive their corresponding **Postgraduate Certificate** issued by **TECH Technological University** via tracked delivery*.

The certificate issued by **TECH Technological University** will reflect the qualification obtained in the Postgraduate Certificate, and meets the requirements commonly demanded by labor exchanges, competitive examinations and professional career evaluation committees.

Title: **Postgraduate Certificate in Infectious and Parasitic Diseases in Large Animals**
Official N° of Hours: **150 h.**



*Apostille Convention. In the event that the student wishes to have their paper certificate issued with an apostille, TECH EDUCATION will make the necessary arrangements to obtain it, at an additional cost.

future
health confidence people
education information tutors
guarantee accreditation teaching
institutions technology learning
community commitment
personalized service innovation
knowledge present
development languages
classroom



Postgraduate Certificate Infectious and Parasitic Diseases in Large Animals

- » Modality: online
- » Duration: 6 weeks
- » Certificate: TECH Technological University
- » Dedication: 16h/week
- » Schedule: at your own pace
- » Exams: online

Postgraduate Certificate
Infectious and Parasitic
Diseases in Large Animals

