

Postgraduate Certificate

Health in Sow Gestation and Maternity





Postgraduate Certificate Health in Sow Gestation and Maternity

Course Modality: Online

Duration: 6 weeks

Certificate: TECH Technological University

Official N° of hours: 150 h.

Website: www.techtute.com/veterinary-medicine/postgraduate-certificate/health-sow-gestation-maternity

Index

01

Introduction

p. 4

02

Objectives

p. 8

03

Course Management

p. 12

04

Structure and Content

p. 16

05

Methodology

p. 20

06

Certificate

p. 28

01

Introduction

This complete program presents the diseases frequently observed in the productive phases of gestation and maternity, and it establishes the diagnostic methodology and the most appropriate treatment, management and prophylaxis plans for each case.

A unique opportunity to stand out in a sector with a high demand for professionals.





“

A complete and total update in Health in Sow Gestation and Maternity with the most comprehensive and effective program in the online educational market”

The swine diseases observed in the productive phases of gestation and maternity have a high economic and sanitary impact in today's swine industry. For this reason, in-depth knowledge of infectious processes is essential for swine veterinarians in order to identify them quickly and propose control measures.

Identifying certain diseases in gestation and maternity is usually a challenge for these professionals. The multiple causalities in the processes that field veterinarians face in most commercial farms today makes it essential to identify clinical signs and develop diagnostic protocols, selecting the appropriate methodology for each situation.

Properly interpreting clinical and laboratory diagnosis is crucial to propose effective treatments that minimize impact, as well as preventive containment plans, with special attention to diseases transmissible from humans to animals and vice versa (zoonosis).

The Postgraduate Certificate in Health in Sow Gestation and Maternity contains the most complete and up-to-date educational program on the market. The contents will be available to access from any fixed or portable device with an Internet connection guarantees students will be able to use their available time to achieve his double objective: training and qualification. Furthermore, the program's methodological design integrates the latest advances in educational technology that will facilitate learning.

This **Postgraduate Certificate in Health in Sow Gestation and Maternity** contains the most complete and up-to-date educational program on the market. The most important features include:

- ◆ The latest technology in online teaching software
- ◆ A highly virtual teaching system, supported by graphic and schematic contents that are easy to assimilate and understand
- ◆ Practical cases presented by practicing experts
- ◆ State-of-the-art interactive video systems
- ◆ Teaching supported by telepractice
- ◆ Continuous updating and recycling systems
- ◆ Autonomous learning: full compatibility with other occupations
- ◆ Practical exercises for self-evaluation and learning verification
- ◆ Support groups and educational synergies: questions to the expert, debate and knowledge forums
- ◆ Communication with the teacher and individual reflection work
- ◆ Availability of content from any device, fixed or portable, with Internet connection
- ◆ Supplementary documentation databases are permanently available, even after finishing the course



Join the elite with this highly effective training and pave new ways toward professional advancement"

“

A complete training program that will allow you to acquire the most advanced knowledge in all the areas of intervention of a specialized veterinarian"

Our teaching staff is made up of professionals from different fields related to this specialty. This way, we ensure that we provide you with up-to-date knowledge, which is what we are aiming for. A multidisciplinary team of professionals trained and experienced in different environments, who will develop the theoretical knowledge in an efficient way above all, they will bring their practical knowledge from their own experience to the course: one of the differential qualities of this training.

The efficiency of the methodological design of this Professional Master's Degree, enhances the student's understanding of the subject. Developed by a multidisciplinary team of e-learning experts, it integrates the latest advances in educational technology. This way, you will be able to study with a range of comfortable and versatile multimedia tools that will give you the operability you need in your training.

The design of this program is based on Problem-Based Learning: an approach that conceives learning as a highly practical process. To achieve this remotely, we will use telepractice: With the help of an innovative, interactive video system and *Learning from an Expert*, you will be able to acquire the knowledge as if you were dealing with the case you are studying in scenario time. A concept that will allow you to integrate and fix learning in a more realistic and permanent way.

Our innovative telepractice concept will give you the opportunity to learn through an immersive experience, which will provide you with a faster integration and a much more realistic view of the contents: "Learning from an expert".

With the experience of working professionals and the analysis of real success stories, in a high-impact training approach"



02 Objectives

Our objective is to train highly qualified professionals for work experience. An objective that is complemented, moreover, in a global manner, by promoting human development that lays the foundations for a better society. This objective is materialized in helping professionals to reach a much higher level of competence and control. A goal that, in just a few months you will be able to achieve, with a high intensity and effective training.





“

If your objective is to broaden your skills set to include new paths of success and development, this is your Professional Master's Degree: a training that aspires to excellence"



General Objectives

- ♦ Deepen knowledge of the etiology, pathogenesis and epidemiology of the most frequent infectious diseases in pigs during gestation and maternity phases
- ♦ Establish an appropriate methodology to identify the infectious processes
- ♦ Develop plans for resolution, control and clinical treatment of infectious diseases of interest in swine in the productive phases of gestation and maternity
- ♦ Analyze the legal measures established for the surveillance and control of infectious diseases in swine in gestation and maternity
- ♦ Establish criteria to carry out bibliographic searches and analysis of the different diseases in the gestation and maternity phase



A path to achieve training and professional growth that will propel you toward a greater level of competitiveness in the job market"





Specific Objectives

- ◆ Identify the main problems caused by infectious pathology during gestation and maternity
- ◆ Define the economic and sanitary importance of infectious diseases in swine during gestation and maternity
- ◆ Delve deeper into the process and method of diagnosis used in the field for each disease
- ◆ Establish treatment plans for the main swine diseases during gestation and maternity
- ◆ Propose and develop control and prevention plans for the main swine diseases during gestation and maternity
- ◆ Analyze and solve proposed clinical cases
- ◆ Demonstrate the necessary agility to deal with infectious diseases in swine

03

Course Management

Within the concept of total quality of our program, we are proud to put at your disposal a Teaching Staff of the highest level, chosen for their proven experience. Professionals from different areas and fields of expertise that make up a complete, multidisciplinary team. A unique opportunity to learn from the best.





“

Leading professionals in the field have come together to teach you the latest advances in Health in Sow Gestation and Maternity”

Management



Dr. Falceto Recio, Victoria

- ◆ Degree in Veterinary Medicine from the University of Zaragoza
- ◆ President of the board of directors AVPA at Pig Veterinary Association of Aragon
- ◆ Secretary of the board of directors ANAVEPOR National Association of Pig Veterinarians
- ◆ Spokesperson for the Board of Directors of ANAPORC Association of Scientific Pork Producers
- ◆ Member of AERA Spanish Association of Animal Reproduction
- ◆ Certificate in Pedagogical Training for university professors at the Institute of Education Sciences, University of Zaragoza



Professors

Ms. Garza Moreno, Laura

- ◆ Degree in Veterinary Medicine from the University of Zaragoza
- ◆ Master's Degree in Virology from the Complutense University of Madrid
- ◆ Doctor of Animal Medicine and Health (CUM LAUDE, International Doctorate) from the Universitat Autònoma de Barcelona
- ◆ Pre-doctoral student at the College of Veterinary Medicine, University of Minnesota
- ◆ Speaker at international and Spanish congresses in the swine sector
- ◆ Member of the Association of Swine Veterinarians of Aragon (AVPA)
- ◆ Swine Technical Service at Ceva Animal Health, Spain
- ◆ Research technician at Nutreco Swine Research Centre, the Netherlands

04

Structure and Content

The contents have been developed by different experts, with a clear purpose: to ensure that our students acquire each and every one of the skills necessary to become true experts in this field.

A complete and well-structured program will take you to the highest standards of quality and success.





“

A comprehensive teaching program, structured in well-developed teaching units, oriented towards learning that is compatible with your personal and professional life"

Module 1. Gestation and Maternity: Main Diseases

- 1.1. Parvovirus: Leptospirosis Brucelosis
 - 1.1.1. Introduction
 - 1.1.2. Etiology, Epidemiology and Pathogenesis
 - 1.1.3. Clinical Signs and Lesions
 - 1.1.4. Diagnosis
 - 1.1.5. Treatment, Control and Prevention
- 1.2. Porcine Reproductive and Respiratory Syndrome (PRRS)
 - 1.2.1. Introduction
 - 1.2.2. Etiology, Epidemiology and Pathogenesis
 - 1.2.3. Clinical Signs and Lesions
 - 1.2.4. Diagnosis
 - 1.2.5. Control and Prevention
- 1.3. Neonatal Diarrhea caused by E. Coli
 - 1.3.1. Introduction
 - 1.3.2. Etiology, Epidemiology and Pathogenesis
 - 1.3.3. Clinical Signs and Lesions
 - 1.3.4. Diagnosis
 - 1.3.5. Treatment, Control and Prevention
- 1.4. Clostridiosis
 - 1.4.1. Introduction
 - 1.4.2. Etiology, Epidemiology and Pathogenesis
 - 1.4.3. Clinical Signs and Lesions
 - 1.4.4. Diagnosis
 - 1.4.5. Treatment, Control and Prevention
- 1.5. Rotavirus
 - 1.5.1. Introduction
 - 1.5.2. Etiology, Epidemiology and Pathogenesis
 - 1.5.3. Clinical Signs and Lesions
 - 1.5.4. Diagnosis
 - 1.5.5. Control and Prevention





- 1.6. Coccidiosis and Other Parasitic Diseases
 - 1.6.1. Introduction
 - 1.6.2. Etiology, Epidemiology and Pathogenesis
 - 1.6.3. Clinical Signs and Lesions
 - 1.6.4. Diagnosis
 - 1.6.5. Treatment, Control and Prevention
- 1.7. Streptococci
 - 1.7.1. Introduction
 - 1.7.2. Etiology, Epidemiology and Pathogenesis
 - 1.7.3. Clinical Signs and Lesions
 - 1.7.4. Diagnosis
 - 1.7.5. Treatment, Control and Prevention
- 1.8. Glasser's Disease
 - 1.8.1. Introduction
 - 1.8.2. Etiology, Epidemiology and Pathogenesis
 - 1.8.3. Clinical Signs and Lesions
 - 1.8.4. Diagnosis
 - 1.8.5. Treatment, Control and Prevention
- 1.9. Aujeszky's Disease
 - 1.9.1. Introduction
 - 1.9.2. Etiology, Epidemiology and Pathogenesis
 - 1.9.3. Clinical Signs and Lesions
 - 1.9.4. Diagnosis
 - 1.9.5. Control and Prevention
- 1.10. Health Legislation
 - 1.10.1. Introduction
 - 1.10.2. The Concept of One Health
 - 1.10.3. World Organization for Animal Health International Standards (OIE)
 - 1.10.4. General Animal Health Legislation
 - 1.10.5. Current Plans for the Prudent Use of Antimicrobial Agents

0?

Methodology

This academic program offers students a different way of learning. Our methodology uses a cyclical learning approach: **Relearning**.

This teaching system is used, for example, in the most prestigious medical schools in the world, and major publications such as the **New England Journal of Medicine** have considered it to be one of the most effective.





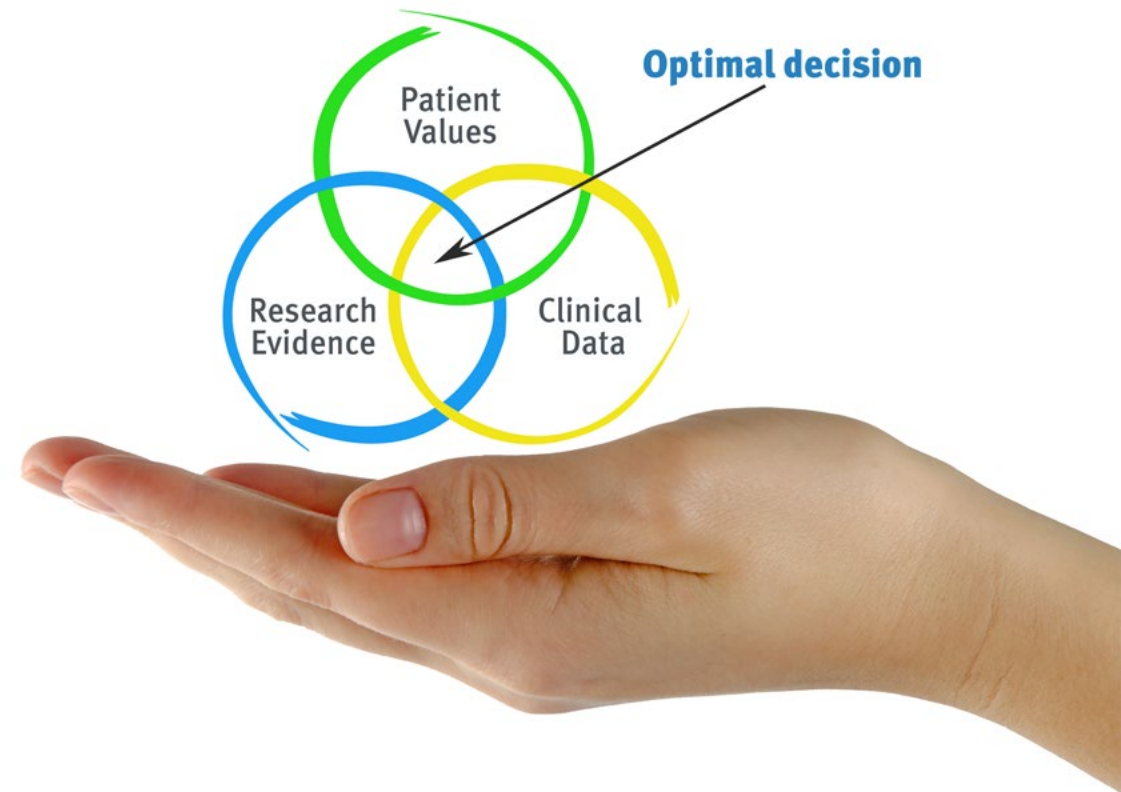
“

Discover Relearning, a system that abandons conventional linear learning, to take you through cyclical teaching systems: a way of learning that has proven to be extremely effective, especially in subjects that require memorization"

At TECH we use the Case Method

What should a professional do in a given situation? Throughout the program you will be presented with multiple simulated clinical cases based on real patients, where you will have to investigate, establish hypotheses and, finally, resolve the situation. There is an abundance of scientific evidence on the effectiveness of the method. Specialists learn better, faster, and more sustainably over time.

With TECH you will experience a way of learning that is shaking the foundations of traditional universities around the world.



According to Dr. Gervas, the clinical case is the annotated presentation of a patient, or group of patients, which becomes a "case", an example or model that illustrates some peculiar clinical component, either because of its teaching power or because of its uniqueness or rarity. It is essential that the case is based on current professional life, in an attempt to recreate the actual conditions in a veterinarian's professional practice.

“

Did you know that this method was developed in 1912, at Harvard, for law students? The case method consisted of presenting students with real-life, complex situations for them to make decisions and justify their decisions on how to solve them. In 1924, Harvard adopted it as a standard teaching method”

The effectiveness of the method is justified by four fundamental achievements:

1. Veterinarians who follow this method not only manage to assimilate concepts, but also develop their mental capacity through exercises to evaluate real situations and knowledge application
2. Learning is solidly translated into practical skills that allow the student to better integrate into the real world.
3. Ideas and concepts are understood more efficiently, given that the example situations are based on real-life.
4. The feeling that the effort invested is effective becomes a very important motivation for veterinarians, which translates into a greater interest in learning and an increase in the time dedicated to working on the course.



Relearning Methodology

At TECH we enhance the case method with the best 100% online teaching methodology available: Relearning.

This university is the first in the world to combine the study of clinical cases with a 100% online learning system based on repetition, combining a minimum of 8 different elements in each lesson, a real revolution with respect to the mere study and analysis of cases.



Veterinarians will learn through real cases and by resolving complex situations in simulated learning environments. These simulations are developed using state-of-the-art software to facilitate immersive learning.

At the forefront of world teaching, the Relearning method has managed to improve the overall satisfaction levels of professionals who complete their studies, with respect to the quality indicators of the best online university (Columbia University).

With this methodology more than 65,000 veterinarians have been trained with unprecedented success in all clinical specialties, regardless of the surgical load. Our teaching method is developed in a highly demanding environment, where the students have a high socio-economic profile and an average age of 43.5 years.

Relearning will allow you to learn with less effort and better performance, involving you more in your training, developing a critical mindset, defending arguments, and contrasting opinions: a direct equation for success.

In our program, learning is not a linear process, but rather a spiral (learn, unlearn, forget, and re-learn). Therefore, we combine each of these elements concentrically.

The overall score obtained by TECH's learning system is 8.01, according to the highest international standards.



This program offers the best educational material, prepared with professionals in mind:



Study Material

All teaching material is produced by the specialists who teach the course, specifically for the course, so that the teaching content is highly specific and precise.

These contents are then applied to the audiovisual format, to create the TECH online working method. All this, with the latest techniques that offer high quality pieces in each and every one of the materials that are made available to the student.



Latest Techniques and Procedures on Video

TECH introduces students to the latest techniques, the latest educational advances and to the forefront of current and procedures of veterinary techniques. All of this in direct contact with students and explained in detail so as to aid their assimilation and understanding. And best of all, you can watch the videos as many times as you like.



Interactive Summaries

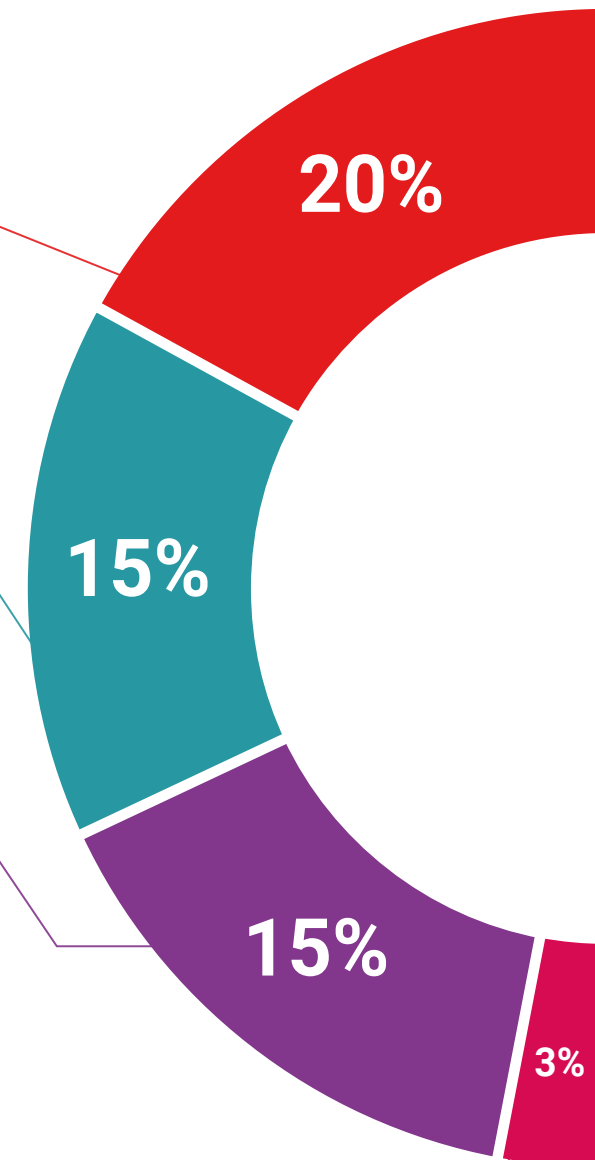
The TECH team presents the contents attractively and dynamically in multimedia lessons that include audio, videos, images, diagrams, and concept maps in order to reinforce knowledge.

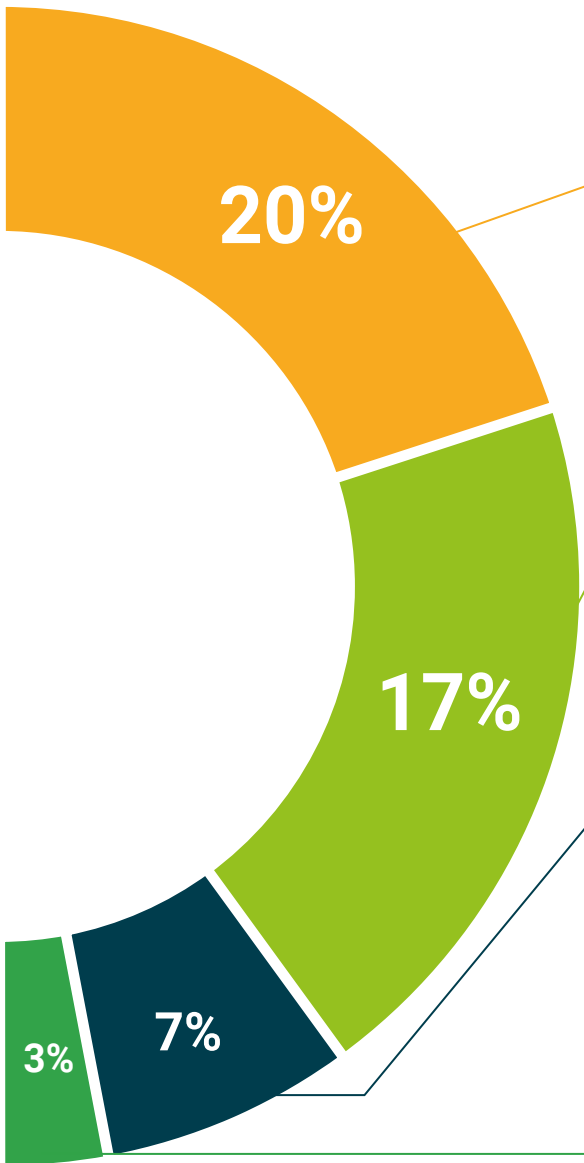
This exclusive educational system for presenting multimedia content was awarded by Microsoft as a "European Success Story".



Additional Reading

Recent articles, consensus documents and international guidelines, among others. In TECH's virtual library, students will have access to everything they need to complete their course.





Expert-Led Case Studies and Case Analysis

Effective learning ought to be contextual. Therefore, TECH presents real cases in which the expert will guide students, focusing on and solving the different situations: a clear and direct way to achieve the highest degree of understanding.



Testing & Retesting

We periodically evaluate and re-evaluate students' knowledge throughout the program, through assessment and self-assessment activities and exercises, so that they can see how they are achieving their goals.



Classes

There is scientific evidence suggesting that observing third-party experts can be useful.
Learning from an Expert strengthens knowledge and memory, and generates confidence in future difficult decisions.



Quick Action Guides

TECH offers the most relevant contents of the course in the form of worksheets or quick action guides. A synthetic, practical, and effective way to help students progress in their learning.



06

Certificate

The Postgraduate Certificate in Health in Sow Gestation and Maternity guarantees students, in addition to the most rigorous and up-to-date education, access to a Postgraduate Certificate issued by TECH Technological University.



“

Successfully complete this program and receive your university qualification without travel or laborious paperwork”

This **Postgraduate Certificate in Health in Sow Gestation and Maternity** contains the most complete and up-to-date scientific program on the market.

After the student has passed the assessments, they will receive their corresponding **Postgraduate Certificate** issued by **TECH Technological University** via tracked delivery*.

The certificate issued by **TECH Technological University** will reflect the qualification obtained in the Postgraduate Certificate, and meets the requirements commonly demanded by job markets, competitive examinations and professional career evaluation committees.

Title: **Postgraduate Certificate in Health in Sow Gestation and Maternity**

Official Number of Hours: **150 h.**



*Apostille Convention. In the event that the student wishes to have their paper certificate issued with an apostille, TECH EDUCATION will make the necessary arrangements to obtain it, at an additional cost.

future
health confidence people
education information tutors
guarantee accreditation teaching
institutions technology learning
community commitment
personalized service innovation
knowledge present quality
development language
virtual classroom



Postgraduate Certificate
Health in Sow Gestation
and Maternity

Course Modality: Online

Duration: 6 weeks

Certificate: TECH Technological University

Official N° of hours: 150 h.

Postgraduate Certificate

Health in Sow Gestation and Maternity