

Postgraduate Certificate

Feline Infectious Diseases





Postgraduate Certificate Feline Infectious Diseases

- » Modality: Online
- » Duration: 6 weeks
- » Certificate: TECH Global University
- » Accreditation: 6 ECTS
- » Schedule: at your own pace
- » Exams: online

Website: www.techtitude.com/us/veterinary-medicine/postgraduate-certificate/feline-infectious-diseases

Index

01

Introduction

p. 4

02

Objectives

p. 8

03

Course Management

p. 12

04

Structure and Content

p. 18

05

Methodology

p. 22

06

Certificate

p. 30

01

Introduction

Infectious diseases are the order of the day. The variety of viruses, bacteria and fungi affecting both animals and humans is increasing. Cats, like humans and other animals, can also be affected by a large number of these pathologies and that is why it is of vital importance that the veterinarian acquires detailed knowledge of each disease to work in the daily feline clinic.





“

You will learn about the main bacterial infections affecting cats and their different clinical signs depending on the system or apparatus that is affected"

Worldwide globalization is one of the most influential factors in the continuous appearance of new microorganisms or strains thereof. Thus, depending on the etiologic agent or the antigenic variant that acts, one clinical picture or another may be triggered. Therefore, having a complete list of differential diagnoses and recognizing the clinical signs of each is essential to reach a definitive diagnosis.

This diploma course provides an in-depth study of the new techniques described by the scientific community for the clinical and laboratory diagnosis of the most relevant and frequent infectious pathologies in domestic felines. We have also compiled the latest therapeutic alternatives published in studies and established their efficacy in each case.

It is the responsibility of the clinical veterinarian to keep up to date and be able to provide the most appropriate care to each patient, reach a definitive diagnosis whenever possible and determine the treatment that offers the best guarantee of cure or survival for each cat.

As it is an online program, the specialists are not conditioned by fixed schedules or the need to move to another physical location, but can access the contents at any time of the day, balancing their work or personal life with their academic life.

This **Postgraduate Certificate in Feline Infectious Diseases** contains the most complete and up-to-date scientific program on the market. The most important features include:

- ♦ The development of case studies presented by experts in Feline Medicine and Clinic
- ♦ The graphic, schematic, and practical contents with which they are created, provide scientific and practical information on the disciplines that are essential for professional practice
- ♦ Developments in Feline Medicine and Clinic
- ♦ Practical exercises where self-assessment can be used to improve learning
- ♦ Special emphasis on innovative methodologies in feline medicine and clinical practice
- ♦ Theoretical lessons, questions to the expert, debate forums on controversial topics, and individual reflection assignments
- ♦ Content that is accessible from any fixed or portable device with an Internet connection



*Thanks to this intensive program
you will approach feline patients
with infectious diseases in the most
effective and up-to-date way"*

“

*Choose where, when and how to study.
The unique format of this program gives
you the flexibility that your professional
and personal demands require"*

*An increasing number of feline
owners are seeking a veterinarian who
specializes in infectious diseases.*

*It clearly recognizes the manifestations of
bacterial infections in cats and applies the
most up-to-date and effective treatments.*

The program's teaching staff includes professionals from the sector who contribute their work experience to this program, as well as renowned specialists from leading societies and prestigious universities.

The multimedia content, developed with the latest educational technology, will provide the professional with situated and contextual learning, i.e., a simulated environment that will provide immersive education programmed to learn in real situations.

This program is designed around Problem-Based Learning, whereby the professional must try to solve the different professional practice situations that arise during the academic year. For this purpose, the student will be assisted by an innovative interactive video system created by renowned and experienced experts.



02 Objectives

TECH offers a program with fully up-to-date information and in which you can find the latest practices. A unique Postgraduate Certificate with which the veterinarian will be able to specialize in a sector with high professional demand and achieve success.



“

This program will help you acquire the skills you need to excel in your daily work"



General Objectives

- ♦ Approach feline patients with infectious diseases in the most effective and up to date way
- ♦ Expand the list of differential diagnoses of a feline patient with clinical signs compatible with an infectious pathology
- ♦ Determine the appropriate diagnostic protocol for infectious pathologies with higher incidence in felines and discern when it is indicated to perform one analytical technique or another and know how to interpret it
- ♦ Establish the new therapeutic alternatives applied to infectious diseases in cats based on the latest scientific evidence



*Take the step to get up to date
on the most relevant aspects
in Feline Infectious Diseases"*





Specific Objectives

- ♦ Develop the diagnostic techniques used in feline infectious pathology
- ♦ Understand the concepts of sensitivity, specificity, prevalence and predictive value
- ♦ Diagnose and appropriately treat a kitten with panleukopenia
- ♦ Recognize the major clinical stages of feline leukemia and how to treat it
- ♦ Understand feline immunodeficiency-associated diseases
- ♦ Use the most reliable diagnostic tests in the diagnosis of any symptomatic picture of feline infectious peritonitis
- ♦ Clarify the current knowledge about new therapeutics for patients with feline infectious peritonitis
- ♦ Analyze the main pathogens responsible for upper respiratory tract disease
- ♦ Elaborate an adequate diagnostic protocol for upper respiratory tract disease in acute and chronic cases
- ♦ Responsible use of antibiotics in bacterial infections of the upper respiratory tract
- ♦ Establish an appropriate diagnostic protocol for kittens with infectious diarrhea, as well as methods of specimen collection
- ♦ Determine how SARS-Cov2 virus affects felines based on current scientific evidence
- ♦ Know the pulmonary parasites that can affect the cat, diagnose them and treat them appropriately

03

Course Management

The program includes in its teaching staff leading experts in Feline Medicine and Surgery who share the experience of their work, combining the most advanced theory with the most effective professional clinical practice. Professionals of recognized prestige who have joined forces to offer this high-level specialization.





“


*This is your opportunity to discuss the
ins and outs of feline infectious diseases
with professionals well versed in the field"*

International Guest Director

Dr. Karen Perry has become one of the most prominent professionals in the world of veterinary medicine. Specialized in small animal orthopedics, her prestige lies in her constant work in this area, where she has passionately devoted herself to finding the most effective treatments to reduce the complication rates associated with common orthopedic procedures.

Her work has focused especially on Feline Orthopedics and Minimally Invasive Osteosynthesis, areas that have allowed her to occupy positions of high responsibility. In this way, she has successfully served as Head of the Small Animal Surgery Department and as an associate professor at Michigan State University. In this sense, throughout her long professional career, Perry has perfectly combined the clinical facet with teaching at higher academic institutions.

Thanks to her communication skills, she not only brings the content to the students in an attractive way, but also disseminates scientific advances in her field at national and international congresses in her specialty. She is also the author of numerous publications in veterinary literature and is positioned as a leading voice in her field, which has led her to participate in interviews where she encourages constant updating by professionals and the active participation of women in Veterinary Orthopedics. At the same time, she brings scientific and clinical progress closer to the general public through different digital communication channels.



Dr. Perry, Karen

- Head of the Small Animal Surgery Department at the Michigan State University
- Veterinary Medical Center.
- Professor at Michigan State University
- Professor of Veterinary Medicine at Royal Veterinary College
- Veterinarian at The Royal (Dick) Veterinary Studies
- Member of: : European College of Veterinary Surgeons

“

Thanks to TECH you will be able to learn with the best professionals in the world"

Management



Dr. Mayo Robles, Pedro Pablo

- Co-owner and head of the Internal Medicine Service of the Veterinary Hospital Nacho Menes, in Gijón
- Veterinarian at the Reference Center San Vicente del Raspeig, in Alicante
- Clinical veterinarian at the Quirurgical Veterinary Center Alfonso Chico in La Coruña
- Responsible for the accreditation of Nacho Menes Veterinary Hospital as "Cat friendly clinic gold level by the ISFM"
- Bachelor and graduate in Veterinary Medicine, specializing in Animal Medicine and Health, from the Faculty of Veterinary Medicine of the University of León

Professors

Dr. Cabañas Manteca, Inés


- Veterinarian in charge of the Hospitalization and Intensive Care Service at Nacho Menes Veterinary Hospital, Asturias
- Veterinarian at Locum Veterinary Hospital, Alfreton Park Veterinary Hospital, The Vet Nottingham and Clarendon Street Veterinary Surgery in the United Kingdom
- Degree in Veterinary Medicine from the University of Santiago de Compostela



04

Structure and Content

The content of this Postgraduate Certificate is composed of high-quality didactic material, made up of numerous audiovisual resources created by the teachers themselves. Thanks to the depth and completeness with which all the materials have been prepared, the specialist will be able to delve even deeper into those topics that generate more concerns or interest.





“

It goes in depth with an agenda full of videos in detail and real clinical cases around Feline Infectious Diseases"

Module 1. Infectious Diseases in Feline Patients

- 1.1. Laboratorial Diagnosis of Infectious Diseases
 - 1.1.1. Specimen Handling
 - 1.1.2. Concepts of Specificity, Sensitivity, Prevalence and Predictive Value
 - 1.1.3. Most Common Diagnostic Techniques
- 1.2. Panleukopenia
 - 1.2.1. The Virus
 - 1.2.2. Pathogenesis
 - 1.2.3. Clinical Signs
 - 1.2.4. Diagnosis
 - 1.2.5. Treatment
 - 1.2.6. Prevention
- 1.3. Feline Leukemia
 - 1.3.1. Pathogenesis and Presentations
 - 1.3.2. Diagnosis
 - 1.3.3. Treatment
 - 1.3.4. Prognosis
 - 1.3.5. Prevention
- 1.4. Feline Immunodeficiency
 - 1.4.1. Pathogenesis
 - 1.4.2. Presentations
 - 1.4.3. Associated Diseases
 - 1.4.4. Diagnosis
 - 1.4.5. Treatment
 - 1.4.6. Prevention
- 1.5. Infectious Feline Peritonitis
 - 1.5.1. Presentations
 - 1.5.2. Diagnosis
 - 1.5.3. Treatment Update





- 1.6. Upper Respiratory Tract Pathogens I. Infections
 - 1.6.1. Main Agents Involved
 - 1.6.2. Herpesvirus Infections: Pathogenesis and Clinical Picture
 - 1.6.3. Calicivirus Infections: Pathogenesis and Clinical Picture
 - 1.6.4. Primary Bacterial Infections
 - 1.6.5. Fungal Infections
- 1.7. Upper Respiratory Tract Infections II. Diagnosis, Treatment
 - 1.7.1. Diagnosis: Acute vs. Chronic
 - 1.7.2. Diagnosis: Sampling Techniques and Procedures
 - 1.7.3. Treatment of Herpesvirus Infections
 - 1.7.4. Treatment of Calicivirus Infections
 - 1.7.5. Treatment of Bacterial Infections: Responsible use of Antibiotics
- 1.8. Gastrointestinal Infections: Diarrhea in Kittens
 - 1.8.1. Importance
 - 1.8.2. Presentations
 - 1.8.3. Etiology
 - 1.8.4. Diagnosis: Protocol and Techniques for Obtaining Samples
 - 1.8.5. Treatment of On-Call Infections
 - 1.8.6. Treatment of Tritrichomonas Infections
- 1.9. SARS-CoV2 Infection in Cats
 - 1.9.1. Introduction
 - 1.9.2. Etiology
 - 1.9.3. Transmission
 - 1.9.4. Diagnosis
 - 1.9.5. Vaccines
- 1.10. Pulmonary Parasites in the Feline Species
 - 1.10.1. Species Affecting the Cat
 - 1.10.2. Parasite Cycle
 - 1.10.3. Prevalence
 - 1.10.4. Pathogenesis.
 - 1.10.5. Clinical Picture
 - 1.10.6. Diagnosis
 - 1.10.7. Treatment
 - 1.10.8. Prevention

05 Methodology

This academic program offers students a different way of learning. Our methodology uses a cyclical learning approach: **Relearning**.

This teaching system is used, for example, in the most prestigious medical schools in the world, and major publications such as the **New England Journal of Medicine** have considered it to be one of the most effective.



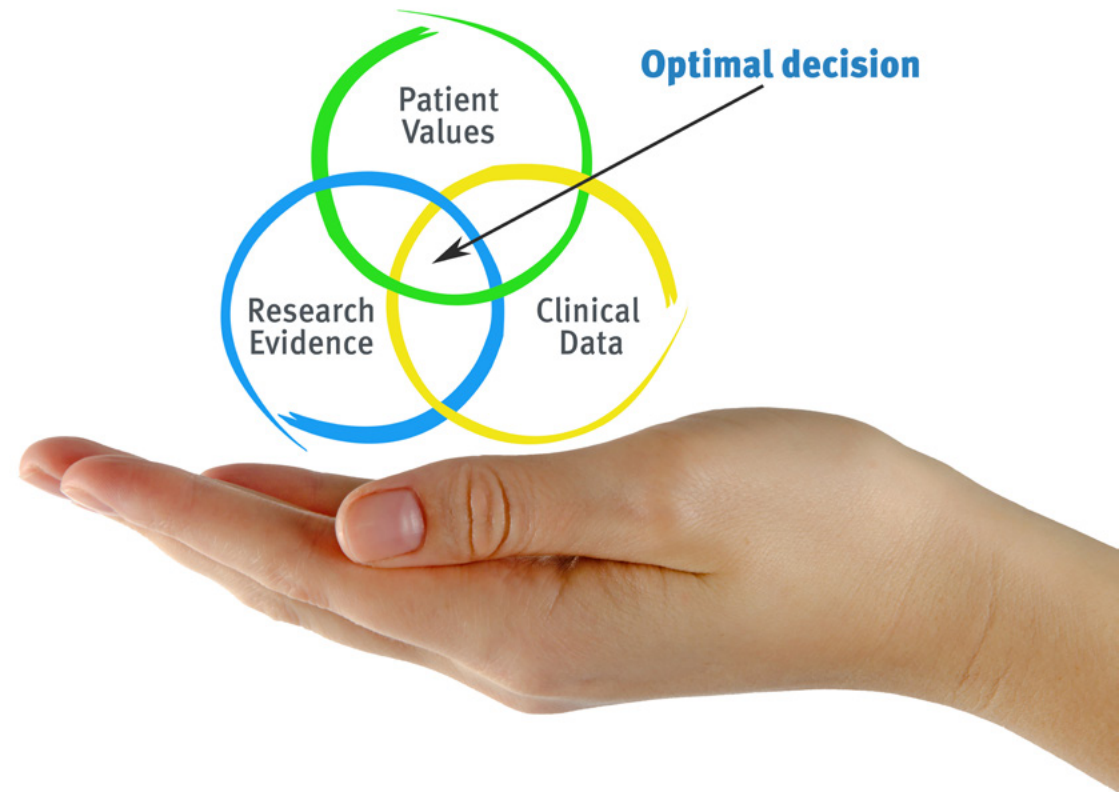
“

Discover Relearning, a system that abandons conventional linear learning, to take you through cyclical teaching systems: a way of learning that has proven to be extremely effective, especially in subjects that require memorization"

At TECH we use the Case Method

What should a professional do in a given situation? Throughout the program you will be presented with multiple simulated clinical cases based on real patients, where you will have to investigate, establish hypotheses and, finally, resolve the situation. There is an abundance of scientific evidence on the effectiveness of the method. Specialists learn better, faster, and more sustainably over time.

With TECH you will experience a way of learning that is shaking the foundations of traditional universities around the world.



According to Dr. Gervas, the clinical case is the annotated presentation of a patient, or group of patients, which becomes a "case", an example or model that illustrates some peculiar clinical component, either because of its teaching power or because of its uniqueness or rarity. It is essential that the case is based on current professional life, in an attempt to recreate the actual conditions in a veterinarian's professional practice.

“

Did you know that this method was developed in 1912, at Harvard, for law students? The case method consisted of presenting students with real-life, complex situations for them to make decisions and justify their decisions on how to solve them. In 1924, Harvard adopted it as a standard teaching method”

The effectiveness of the method is justified by four fundamental achievements:

1. Veterinarians who follow this method not only manage to assimilate concepts, but also develop their mental capacity through exercises to evaluate real situations and knowledge application
2. Learning is solidly translated into practical skills that allow the student to better integrate into the real world.
3. Ideas and concepts are understood more efficiently, given that the example situations are based on real-life.
4. The feeling that the effort invested is effective becomes a very important motivation for veterinarians, which translates into a greater interest in learning and an increase in the time dedicated to working on the course.



Relearning Methodology

At TECH we enhance the case method with the best 100% online teaching methodology available: Relearning.

This university is the first in the world to combine the study of clinical cases with a 100% online learning system based on repetition, combining a minimum of 8 different elements in each lesson, a real revolution with respect to the mere study and analysis of cases.

Veterinarians will learn through real cases and by resolving complex situations in simulated learning environments. These simulations are developed using state-of-the-art software to facilitate immersive learning.



At the forefront of world teaching, the Relearning method has managed to improve the overall satisfaction levels of professionals who complete their studies, with respect to the quality indicators of the best online university (Columbia University).

With this methodology more than 65,000 veterinarians have been trained with unprecedented success in all clinical specialties, regardless of the surgical load. Our teaching method is developed in a highly demanding environment, where the students have a high socio-economic profile and an average age of 43.5 years.

*Relearning will allow you to learn with less effort
and better performance, involving you more
in your training, developing a critical mindset,
defending arguments, and contrasting opinions: a
direct equation for success.*

In our program, learning is not a linear process, but rather a spiral (learn, unlearn, forget, and re-learn). Therefore, we combine each of these elements concentrically.

The overall score obtained by TECH's learning system is 8.01, according to the highest international standards.



This program offers the best educational material, prepared with professionals in mind:



Study Material

All teaching material is produced by the specialists who teach the course, specifically for the course, so that the teaching content is highly specific and precise.

These contents are then applied to the audiovisual format, to create the TECH online working method. All this, with the latest techniques that offer high quality pieces in each and every one of the materials that are made available to the student.



Latest Techniques and Procedures on Video

TECH introduces students to the latest techniques, the latest educational advances and to the forefront of current and procedures of veterinary techniques. All of this in direct contact with students and explained in detail so as to aid their assimilation and understanding. And best of all, you can watch the videos as many times as you like.



Interactive Summaries

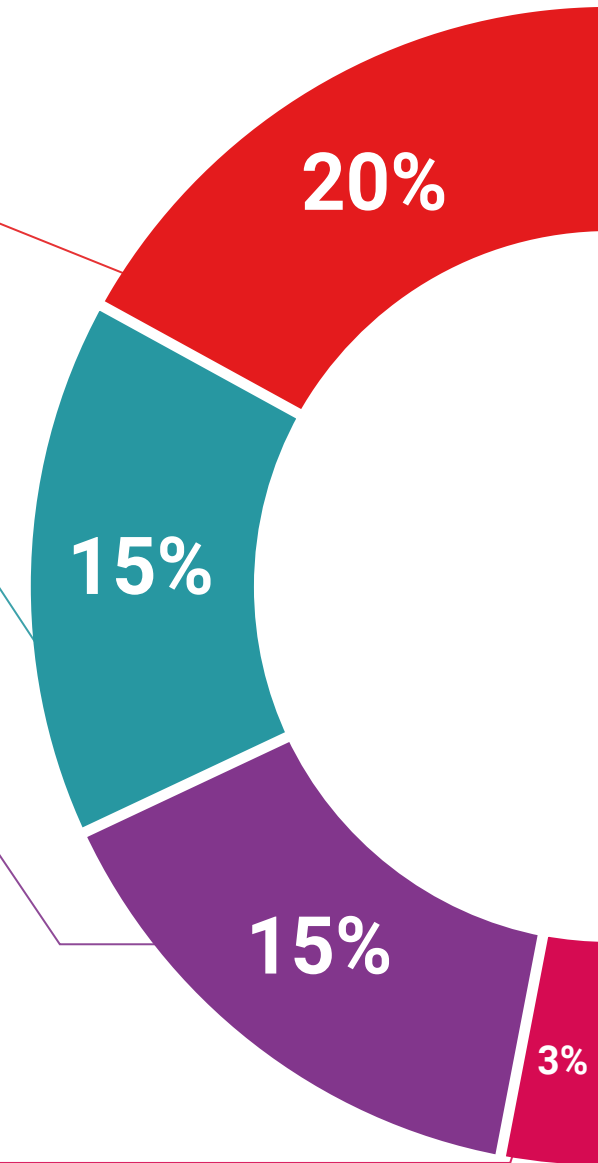
The TECH team presents the contents attractively and dynamically in multimedia lessons that include audio, videos, images, diagrams, and concept maps in order to reinforce knowledge.

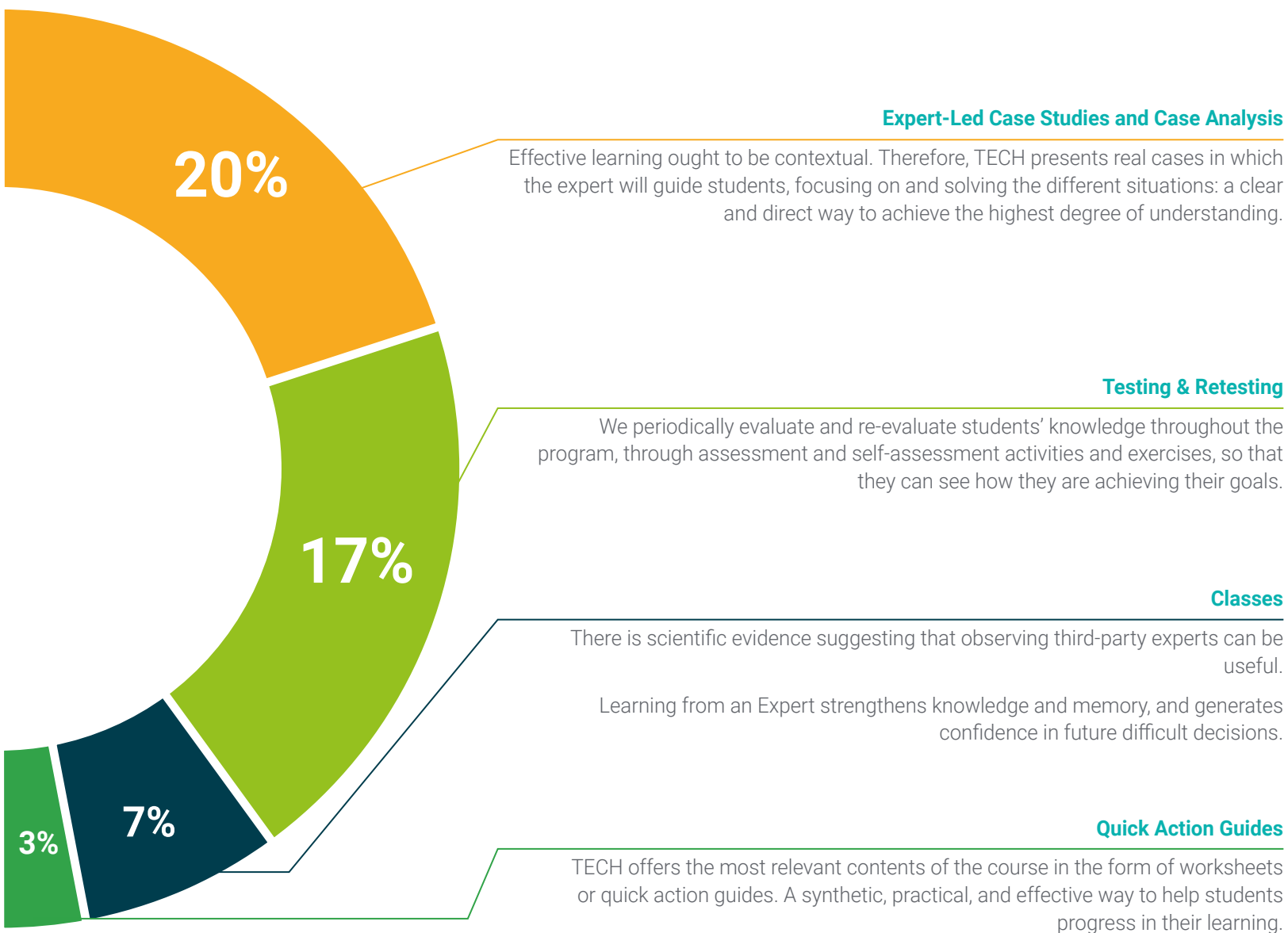
This exclusive educational system for presenting multimedia content was awarded by Microsoft as a "European Success Story".



Additional Reading

Recent articles, consensus documents and international guidelines, among others. In TECH's virtual library, students will have access to everything they need to complete their course.





06 Certificate

The Postgraduate Certificate in Feline Infectious Diseases guarantees students, in addition to the most rigorous and up-to-date education, access to a Postgraduate Certificate issued by TECH Technological University.



“

Successfully complete this program and receive your university qualification without having to travel or fill out laborious paperwork"

This **Postgraduate Certificate in Feline Infectious Diseases** endorsed by **TECH Global University**, the world's largest online university.

TECH Global University, is an official European University publicly recognized by the Government of Andorra (**official bulletin**). Andorra is part of the European Higher Education Area (EHEA) since 2003. The EHEA is an initiative promoted by the European Union that aims to organize the international training framework and harmonize the higher education systems of the member countries of this space. The project promotes common values, the implementation of collaborative tools and strengthening its quality assurance mechanisms to enhance collaboration and mobility among students, researchers and academics.

This **TECH Global University title**, is a European program of continuing education and professional updating that guarantees the acquisition of competencies in its area of knowledge, providing a high curricular value to the student who completes the program.

Title: **Postgraduate Certificate in Feline Infectious Diseases**

Modality: **online**

Duration: **6 weeks**

Accreditation: **6 ECTS**





Postgraduate Certificate Feline Infectious Diseases

- » Modality: Online
- » Duration: 6 weeks
- » Certificate: TECH Global University
- » Accreditation: 6 ECTS
- » Schedule: at your own pace
- » Exams: online

Postgraduate Certificate

Feline Infectious Diseases

