

# Postgraduate Certificate

## Diseases and Surgery of the Vitreous and Retina in Equids



## Postgraduate Certificate Diseases and Surgery of the Vitreous and Retina in Equids

- » Modality: online
- » Duration: 6 weeks
- » Certificate: TECH Global University
- » Accreditation: 6 ECTS
- » Schedule: at your own pace
- » Exams: online

Website: [www.techtute.com/us/veterinary-medicine/postgraduate-certificate/diseases-surgery-vitreous-retina-equids](http://www.techtute.com/us/veterinary-medicine/postgraduate-certificate/diseases-surgery-vitreous-retina-equids)

# Index

01

Introduction to the Program

---

*p. 4*

02

Why Study at TECH?

---

*p. 8*

03

Syllabus

---

*p. 12*

04

Teaching Objectives

---

*p. 16*

05

Study Methodology

---

*p. 20*

06

Teaching Staff

---

*p. 30*

07

Certificate

---

*p. 34*

# 01

# Introduction to the Program

Diseases of the vitreous and retina in equids represent a significant challenge in veterinary medicine, due to their direct impact on the quality of life and performance of horses. According to data from the American College of Veterinary Ophthalmologists (ACVO), retinal pathologies are one of the main causes of visual loss, especially affecting those animals used in sports and recreational disciplines. In order to address one of the most advanced and challenging fields of Equine Ophthalmology, TECH has developed this comprehensive program, taught 100% online. In this sense, professionals will receive comprehensive training in the diagnosis, treatment and surgical approach of the most complex related conditions.



“

*With this program you will not only broaden your knowledge, but also strengthen your professional profile, opening new opportunities in specialized clinics and high impact research projects”*

Understanding ocular pathologies allows Veterinarians to approach problems such as Retinal Detachment, Vitreous Lesions or Intraocular Infections with greater precision, avoiding serious complications or even blindness. In this sense, the surgical management of these conditions requires specialized knowledge, due to the delicacy of the tissues involved and the complexity of the necessary surgical techniques. Therefore, knowledge of these areas will allow specialists to offer effective and personalized treatments, significantly improving clinical outcomes.

In view of this scenario, TECH has devised this Postgraduate Certificate in Diseases and Surgery of the Vitreous and Retina in Equine Ophthalmology, as a unique proposal that will provide the necessary tools to address one of the most delicate and specialized fields of Equine Ophthalmology. As such, this academic itinerary will offer a complete approach, combining updated theoretical knowledge with practical applications, allowing Veterinarians to acquire key skills to accurately diagnose and treat pathologies such as Retinal Detachments, Vitreous Infections or Intraocular Trauma. In addition, they will develop advanced skills in the clinical and surgical management of complex diseases.

As a result, this specialization will translate into greater job opportunities in specialized clinics, equine hospitals or scientific research related to eye health. With the support of expert faculty and a unique methodology, this postgraduate program is a solid investment for those seeking to advance their career and make a difference in equine care.

Additionally, the 100% online mode of this program will be an ideal option for students seeking to specialize without neglecting their work or personal commitments. In turn, this will be complemented with the Relearning methodology, an innovative pedagogical approach that promotes continuous and effective learning through the strategic repetition of key concepts. With this method, graduates will consolidate knowledge in a natural and progressive way, avoiding rote learning and favoring long-term retention.

This **Postgraduate Certificate in Diseases and Surgery of the Vitreous and Retina in Equids** contains the most complete and up-to-date scientific program on the market.

The most important features include:

- ♦ The development of case studies presented by experts with a deep mastery of Diseases and Surgery of the Vitreous and Retina in Equids
- ♦ The graphic, schematic and eminently practical contents with which it is conceived gather scientific and practical information on those disciplines that are indispensable for professional practice
- ♦ Practical exercises where the self-assessment process can be carried out to improve learning
- ♦ Its special emphasis on innovative methodologies
- ♦ Theoretical lessons, questions to the expert, debate forums on controversial topics, and individual reflection assignments
- ♦ Content that is accessible from any fixed or portable device with an Internet connection



*By opting for TECH, you will not only enjoy accessible and up-to-date training, but you will also develop digital skills that will be useful in your daily professional practice”*

“

*You will specialize in a key area of Equine Medicine with a program that combines flexibility, innovation and quality! Get excited to be part of the world's largest online university, according to Forbes!”*

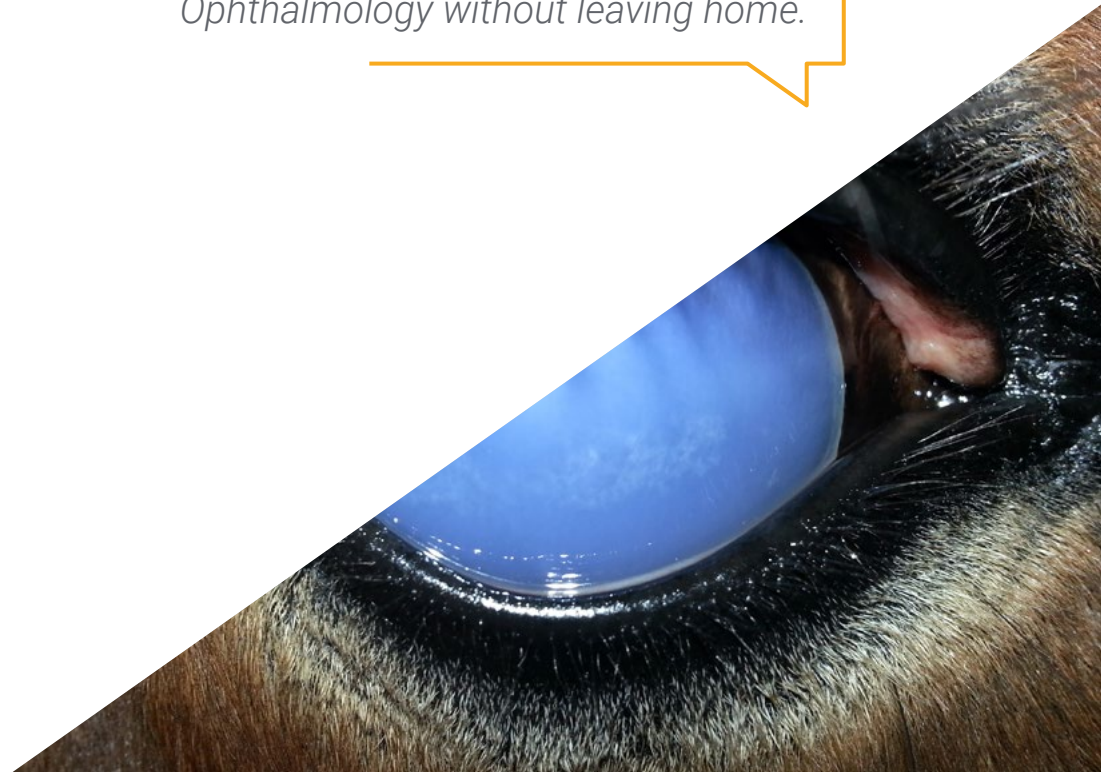
The program's teaching staff includes professionals from the sector who contribute their work experience to this specializing program, as well as renowned specialists from leading societies and prestigious universities.

The multimedia content, developed with the latest educational technology, will provide the professional with situated and contextual learning, i.e., a simulated environment that will provide immersive education programmed to learn in real situations.

This program is designed around Problem-Based Learning, whereby the professional must try to solve the different professional practice situations that arise during the course. For this purpose, students will be assisted by an innovative interactive video system created by renowned experts.

*With an online program and a methodology designed to transform your veterinary practice, you will master the most advanced techniques in equine vitreous and retinal surgery.*

*TECH gives you the opportunity to train with international experts, accessing the most updated knowledge in Equine Ophthalmology without leaving home.*



02

# Why Study at TECH?

TECH is the world's largest online university. With an impressive catalog of more than 14,000 university programs, available in 11 languages, it is positioned as a leader in employability, with a 99% job placement rate. In addition, it has a huge faculty of more than 6,000 professors of the highest international prestige.





“

*Study at the largest online university in the world and ensure your professional success. The future begins at TECH”*

**The world's best online university, according to FORBES**

The prestigious Forbes magazine, specialized in business and finance, has highlighted TECH as "the best online university in the world" This is what they have recently stated in an article in their digital edition in which they echo the success story of this institution, "thanks to the academic offer it provides, the selection of its teaching staff, and an innovative learning method oriented to form the professionals of the future".

**Forbes**  
The best online university in the world

The most complete  
**syllabus**

**The most complete syllabuses on the university scene**

TECH offers the most complete syllabuses on the university scene, with programs that cover fundamental concepts and, at the same time, the main scientific advances in their specific scientific areas. In addition, these programs are continuously updated to guarantee students the academic vanguard and the most demanded professional skills and the most in-demand professional competencies. In this way, the university's qualifications provide its graduates with a significant advantage to propel their careers to success.

**The best top international faculty**

TECH's faculty is made up of more than 6,000 professors of the highest international prestige. Professors, researchers and top executives of multinational companies, including Isaiah Covington, performance coach of the Boston Celtics; Magda Romanska, principal investigator at Harvard MetaLAB; Ignacio Wistumba, chairman of the department of translational molecular pathology at MD Anderson Cancer Center; and D.W. Pine, creative director of TIME magazine, among others.

**TOP**  
international faculty

The most effective methodology

**A unique learning method**

TECH is the first university to use Relearning in all its programs. This is the best online learning methodology, accredited with international teaching quality certifications, provided by prestigious educational agencies. In addition, this innovative academic model is complemented by the "Case Method", thereby configuring a unique online teaching strategy. Innovative teaching resources are also implemented, including detailed videos, infographics and interactive summaries.

**The world's largest online university**

TECH is the world's largest online university. We are the largest educational institution, with the best and widest digital educational catalog, one hundred percent online and covering most areas of knowledge. We offer the largest selection of our own degrees and accredited online undergraduate and postgraduate degrees. In total, more than 14,000 university programs, in ten different languages, making us the largest educational institution in the world.

**World's No.1**  
The World's largest online university

**The official online university of the NBA**

TECH is the official online university of the NBA. Thanks to our agreement with the biggest league in basketball, we offer our students exclusive university programs, as well as a wide variety of educational resources focused on the business of the league and other areas of the sports industry. Each program is made up of a uniquely designed syllabus and features exceptional guest hosts: professionals with a distinguished sports background who will offer their expertise on the most relevant topics.


**Leaders in employability**

TECH has become the leading university in employability. Ninety-nine percent of its students obtain jobs in the academic field they have studied within one year of completing any of the university's programs. A similar number achieve immediate career enhancement. All this thanks to a study methodology that bases its effectiveness on the acquisition of practical skills, which are absolutely necessary for professional development.



**Google Premier Partner**

The American technology giant has awarded TECH the Google Premier Partner badge. This award, which is only available to 3% of the world's companies, highlights the efficient, flexible and tailored experience that this university provides to students. The recognition not only accredits the maximum rigor, performance and investment in TECH's digital infrastructures, but also places this university as one of the world's leading technology companies.



**The top-rated university by its students**

Students have positioned TECH as the world's top-rated university on the main review websites, with a highest rating of 4.9 out of 5, obtained from more than 1,000 reviews. These results consolidate TECH as the benchmark university institution at an international level, reflecting the excellence and positive impact of its educational model.



# 03 Syllabus

This university program will offer a comprehensive and up-to-date curriculum designed to train veterinarians in one of the most specialized and complex fields of Equine Ophthalmology. Here, they will know how to diagnose and treat a wide range of ocular conditions in horses, from common problems, such as Corneal Ulcers, to more complex pathologies, such as Retinal Detachment, Vitreous Degeneration, Intraocular Infections and Ocular Trauma. Finally, you will delve into the use of advanced diagnostic technologies (optical coherence tomography, ocular ultrasound), vitrectomy surgical techniques and interventions to restore vision in high-performance horses.



“

*Take advantage of this very complete curriculum, designed by the best professionals in the field, and become certified as a high-level expert in Equine Ophthalmology. Enroll now!”*

## Module 1. Diseases and Surgery of the Vitreous and Retina in Equids

- 1.1. Physiology of the Vitreous and Retina in Equids
  - 1.1.1. Retina and Vitreous
  - 1.1.2. Optic Nerve
  - 1.1.3. Vascularization of the Posterior Segment
  - 1.1.4. Vitreous Structure
  - 1.1.5. The Choroid
- 1.2. Diagnostic Methods of the Posterior Segment in Equids
  - 1.2.1. Slit-Lamp Exam
  - 1.2.2. Direct and Indirect Ophthalmoscopy
  - 1.2.3. Retinography
  - 1.2.4. Fluorescein Angiography
  - 1.2.5. Ocular Ultrasonography to Evaluate the Vitreous and Retina
  - 1.2.6. Optical Coherence Tomography (OCT)
  - 1.2.7. Computerized Axial Tomography (CAT), Magnetic Resonance Imaging (MRI)
  - 1.2.8. Ocular Electrophysiology Studies. Electroretinography, Visual Evoked Potentials
- 1.3. Congenital Diseases of the Posterior Segment in Equids
  - 1.3.1. Retinal Dysplasia
  - 1.3.2. Colobomas of the Retina and Optic Nerve
  - 1.3.3. Persistence of the Hyaloid Artery
  - 1.3.4. Subretinal Hemorrhages in Newborns
  - 1.3.5. Congenital Retinal Detachment
  - 1.3.6. Congenital Stationary Night Blindness (CSNB)
  - 1.3.7. Anterior Segment Dysgenesis and Its Relationship to Posterior Segment Anomalies



- 1.4. Chorioretinitis and Retinal Detachment in Equines
  - 1.4.1. Chorioretinitis: Causes, Diagnosis and Treatment
  - 1.4.2. Retinal Detachment: Types, Diagnosis and Therapeutic Options
  - 1.4.3. Changes Associated with Equine Recurrent Uveitis (ERU)
  - 1.4.4. Chorioretinitis and Detachment Sequelae
- 1.5. Retinal and Vitreous Degenerations in Equids
  - 1.5.1. Age-Related Retinal Degeneration (Senile Retinopathy)
  - 1.5.2. Retinal Degeneration Associated with ERU
  - 1.5.3. Retinal Degeneration due to Nutritional Deficiencies
  - 1.5.4. Retinal Degeneration Associated with Equine Motor Neurone Disease
  - 1.5.5. Degenerative Changes Associated with Systemic Diseases
  - 1.5.6. Vitreous Degeneration in Geriatric Horses
  - 1.5.7. Photic Head Shaking and Its Possible Relationship to the Retina
- 1.6. Inflammatory Diseases of the Posterior Segment and Vitreous in Equids
  - 1.6.1. Chorioretinitis: Causes and Diagnosis
  - 1.6.2. Vitritis: Causes, Diagnosis and Treatment
  - 1.6.3. Inflammatory Optic Neuritis
  - 1.6.4. Chorioretinal Inflammation in Equine Recurrent Uveitis (ERU)
  - 1.6.5. Inflammatory Changes of the Vitreous
- 1.7. Traumatic Injuries and Neoplasms of the Posterior Segment in Equids
  - 1.7.1. Diagnosis of Trauma in the Posterior Segment
  - 1.7.2. Post-Traumatic Retinal Detachment
  - 1.7.3. Evaluation of Intraocular Hemorrhages
  - 1.7.4. Diagnosis and Treatment of Ocular Rupture
  - 1.7.5. Neoplasms of the Posterior Segment
- 1.8. Optic Nerve Diseases in Equids
  - 1.8.1. Optic Neuropathies in Equids
  - 1.8.2. Exudative Optic Neuritis
  - 1.8.3. Optic Neuritis
  - 1.8.4. Atrophy of the Optic Nerve
  - 1.8.5. Proliferative Optic Neuropathy
  - 1.8.6. Ischemic Optic Neuropathy
  - 1.8.7. Traumatic Optic Neuropathy
- 1.9. Hereditary Diseases of the Posterior Segment in Equids
  - 1.9.1. Hereditary Retinal Diseases
  - 1.9.2. Hereditary Disorders of the Vitreous
  - 1.9.3. Diagnosis and Prevention of Hereditary Disorders
- 1.10. Management of Blind Horses
  - 1.10.1. Adaptation of Blind Horses
  - 1.10.2. Training and Rehabilitation Techniques
  - 1.10.3. Specific Care and Safety for Horses with Loss of Vision



*You will be equipped with the tools you need to excel in the field of specialized veterinary medicine, while taking advantage of the flexibility of online learning and the guidance of international experts in the field”*

# 04

# Teaching Objectives

This Postgraduate Certificate aims to equip veterinarians with the knowledge and skills necessary to effectively address the most complex ocular conditions in horses. Through specialized training, professionals will learn how to diagnose and treat a wide range of pathologies, such as Retinal Detachment, Vitreous Degeneration, Intraocular Infections and Ocular Trauma. They will also be expected to develop the ability to apply advanced diagnostic technologies such as optical coherence tomography and ocular ultrasound, which are essential for an accurate assessment of ocular conditions.







“

*Thanks to this specialization, you will be prepared to apply this knowledge in a practical way, solving clinical cases with confidence and skill in the field of specialized Veterinary Medicine”*



## General Objectives

---

- ♦ Accurately diagnose the most common and complex ocular diseases in equids
- ♦ Apply advanced ocular diagnostic techniques such as optical coherence tomography and ultrasound
- ♦ Perform specialized vitreoretinal and retinal surgery in horses
- ♦ Develop strategies for the post-surgical management of ocular diseases in equids
- ♦ Master the main pathologies related to the vitreous and retina in horses
- ♦ Prevent and treat ocular complications derived from trauma in equids
- ♦ Evaluate the feasibility of visual restoration through specialized surgical techniques
- ♦ Optimize ocular care and rehabilitation in performance and working horses





## Specific Objectives

---

- ◆ Understand the anatomy and physiology of the vitreous and retina in equids, understanding the structure and function of the vitreous and retina to identify associated alterations and pathologies in horses
- ◆ Diagnose diseases of the vitreous and retina in equids, using advanced diagnostic techniques to detect conditions such as uveitis and retinopathy in horses
- ◆ Apply medical and surgical treatments for vitreous and retinal conditions, developing skills to treat retinal and vitreous diseases using medical approaches and surgical procedures
- ◆ Manage the postoperative follow-up of retinal and vitreous surgeries in equids, implementing best practices for postoperative care and prevention of complications following ocular surgical procedures



*Do you want to increase your career prospects and growth within the field of specialized Veterinary Medicine? You've come to the right place. This TECH postgraduate program will propel you to meet your goals!"*

?

# Study Methodology

TECH is the world's first university to combine the **case study** methodology with **Relearning**, a 100% online learning system based on guided repetition.

This disruptive pedagogical strategy has been conceived to offer professionals the opportunity to update their knowledge and develop their skills in an intensive and rigorous way. A learning model that places students at the center of the educational process giving them the leading role, adapting to their needs and leaving aside more conventional methodologies.



“

*TECH will prepare you to face new challenges in uncertain environments and achieve success in your career”*

## The student: the priority of all TECH programs

In TECH's study methodology, the student is the main protagonist. The teaching tools of each program have been selected taking into account the demands of time, availability and academic rigor that, today, not only students demand but also the most competitive positions in the market.

With TECH's asynchronous educational model, it is students who choose the time they dedicate to study, how they decide to establish their routines, and all this from the comfort of the electronic device of their choice. The student will not have to participate in live classes, which in many cases they will not be able to attend. The learning activities will be done when it is convenient for them. They can always decide when and from where they want to study.

“

*At TECH you will NOT have live classes  
(which you might not be able to attend)”*



### The most comprehensive study plans at the international level

TECH is distinguished by offering the most complete academic itineraries on the university scene. This comprehensiveness is achieved through the creation of syllabi that not only cover the essential knowledge, but also the most recent innovations in each area.

By being constantly up to date, these programs allow students to keep up with market changes and acquire the skills most valued by employers. In this way, those who complete their studies at TECH receive a comprehensive education that provides them with a notable competitive advantage to further their careers.

And what's more, they will be able to do so from any device, pc, tablet or smartphone.

“

*TECH's model is asynchronous, so it allows you to study with your pc, tablet or your smartphone wherever you want, whenever you want and for as long as you want”*

## Case Studies and Case Method

The case method has been the learning system most used by the world's best business schools. Developed in 1912 so that law students would not only learn the law based on theoretical content, its function was also to present them with real complex situations. In this way, they could make informed decisions and value judgments about how to resolve them. In 1924, Harvard adopted it as a standard teaching method.

With this teaching model, it is students themselves who build their professional competence through strategies such as Learning by Doing or Design Thinking, used by other renowned institutions such as Yale or Stanford.

This action-oriented method will be applied throughout the entire academic itinerary that the student undertakes with TECH. Students will be confronted with multiple real-life situations and will have to integrate knowledge, research, discuss and defend their ideas and decisions. All this with the premise of answering the question of how they would act when facing specific events of complexity in their daily work.





## Relearning Methodology

At TECH, case studies are enhanced with the best 100% online teaching method: Relearning.

This method breaks with traditional teaching techniques to put the student at the center of the equation, providing the best content in different formats. In this way, it manages to review and reiterate the key concepts of each subject and learn to apply them in a real context.

In the same line, and according to multiple scientific researches, reiteration is the best way to learn. For this reason, TECH offers between 8 and 16 repetitions of each key concept within the same lesson, presented in a different way, with the objective of ensuring that the knowledge is completely consolidated during the study process.

*Relearning will allow you to learn with less effort and better performance, involving you more in your specialization, developing a critical mindset, defending arguments, and contrasting opinions: a direct equation to success.*



## A 100% online Virtual Campus with the best teaching resources

In order to apply its methodology effectively, TECH focuses on providing graduates with teaching materials in different formats: texts, interactive videos, illustrations and knowledge maps, among others. All of them are designed by qualified teachers who focus their work on combining real cases with the resolution of complex situations through simulation, the study of contexts applied to each professional career and learning based on repetition, through audios, presentations, animations, images, etc.

The latest scientific evidence in the field of Neuroscience points to the importance of taking into account the place and context where the content is accessed before starting a new learning process. Being able to adjust these variables in a personalized way helps people to remember and store knowledge in the hippocampus to retain it in the long term. This is a model called Neurocognitive context-dependent e-learning that is consciously applied in this university qualification.

In order to facilitate tutor-student contact as much as possible, you will have a wide range of communication possibilities, both in real time and delayed (internal messaging, telephone answering service, email contact with the technical secretary, chat and videoconferences).

Likewise, this very complete Virtual Campus will allow TECH students to organize their study schedules according to their personal availability or work obligations. In this way, they will have global control of the academic content and teaching tools, based on their fast-paced professional update.



*The online study mode of this program will allow you to organize your time and learning pace, adapting it to your schedule”*

### The effectiveness of the method is justified by four fundamental achievements:

1. Students who follow this method not only achieve the assimilation of concepts, but also a development of their mental capacity, through exercises that assess real situations and the application of knowledge.
2. Learning is solidly translated into practical skills that allow the student to better integrate into the real world.
3. Ideas and concepts are understood more efficiently, given that the example situations are based on real-life.
4. Students like to feel that the effort they put into their studies is worthwhile. This then translates into a greater interest in learning and more time dedicated to working on the course.

## The university methodology top-rated by its students

The results of this innovative teaching model can be seen in the overall satisfaction levels of TECH graduates.

The students' assessment of the teaching quality, the quality of the materials, the structure of the program and its objectives is excellent. Not surprisingly, the institution became the top-rated university by its students according to the global score index, obtaining a 4.9 out of 5.

*Access the study contents from any device with an Internet connection (computer, tablet, smartphone) thanks to the fact that TECH is at the forefront of technology and teaching.*

*You will be able to learn with the advantages that come with having access to simulated learning environments and the learning by observation approach, that is, Learning from an expert.*



As such, the best educational materials, thoroughly prepared, will be available in this program:



#### Study Material

All teaching material is produced by the specialists who teach the course, specifically for the course, so that the teaching content is highly specific and precise.

This content is then adapted in an audiovisual format that will create our way of working online, with the latest techniques that allow us to offer you high quality in all of the material that we provide you with.



#### Practicing Skills and Abilities

You will carry out activities to develop specific competencies and skills in each thematic field. Exercises and activities to acquire and develop the skills and abilities that a specialist needs to develop within the framework of the globalization we live in.



#### Interactive Summaries

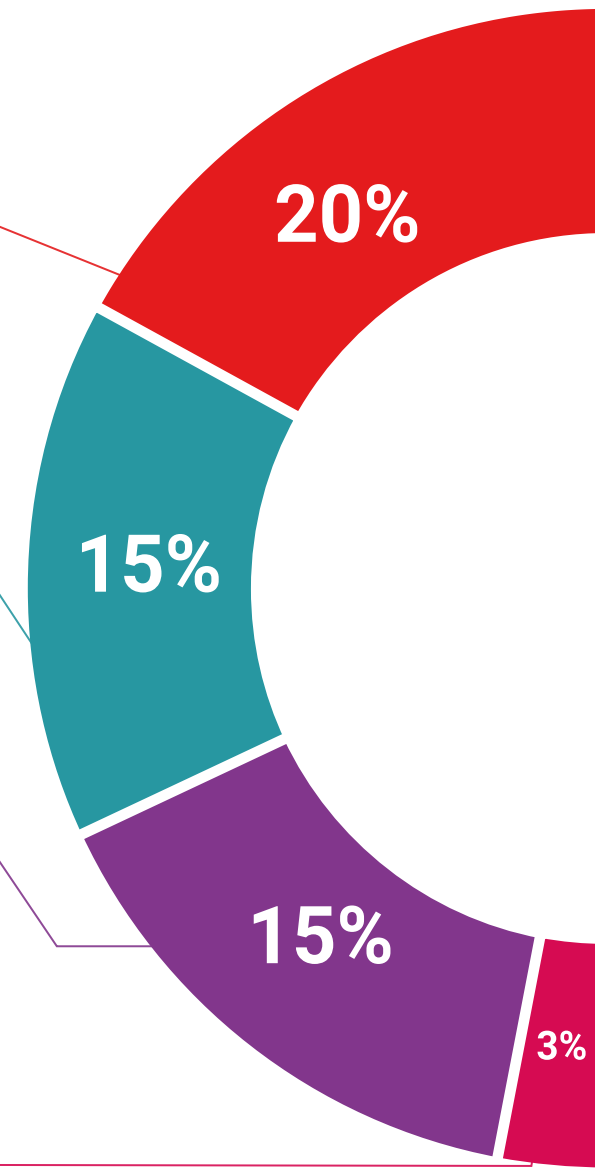
We present the contents attractively and dynamically in multimedia lessons that include audio, videos, images, diagrams, and concept maps in order to reinforce knowledge.

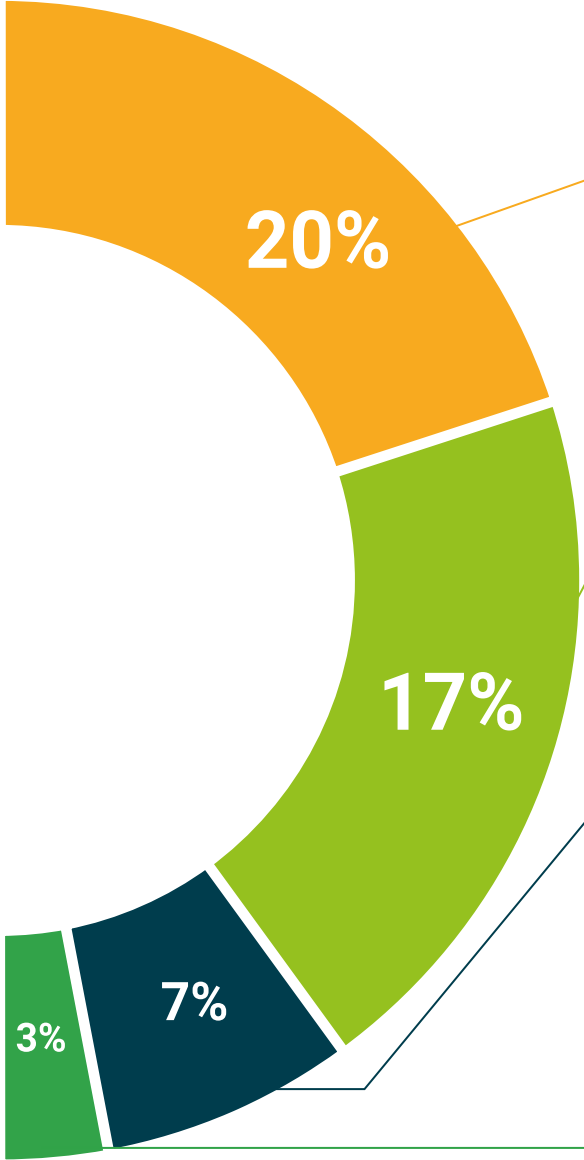
This exclusive educational system for presenting multimedia content was awarded by Microsoft as a "European Success Story".



#### Additional Reading

Recent articles, consensus documents, international guides... In our virtual library you will have access to everything you need to complete your education.





**Case Studies**

Students will complete a selection of the best case studies in the field. Cases that are presented, analyzed, and supervised by the best specialists in the world.



**Testing & Retesting**

We periodically assess and re-assess your knowledge throughout the program. We do this on 3 of the 4 levels of Miller's Pyramid.



**Classes**

There is scientific evidence suggesting that observing third-party experts can be useful.  
Learning from an expert strengthens knowledge and memory, and generates confidence for future difficult decisions.



**Quick Action Guides**

TECH offers the most relevant contents of the course in the form of worksheets or quick action guides. A synthetic, practical and effective way to help students progress in their learning.



06

# Teaching Staff

The faculty is composed of highly qualified experts with many years of experience in both academic and clinical practice. In particular, with a strong background in veterinary ophthalmology, the mentors are internationally recognized for their contribution to research and development in the treatment of equine ocular pathologies. In addition, each member of the team not only has extensive practical experience in specialized hospitals and clinics, but also has in-depth teaching skills, ensuring that students receive high quality, up-to-date and relevant training.



“

*Thanks to this exceptional teaching team and the most up-to-date curriculum, you will be prepared to face the most demanding challenges in equine Veterinary Ocular Medicine”*

## Management



### **Dr. Arteaga Sancho, Kevin**

- Senior Ophthalmologist at CityU VMC
- Expert in Basic Sciences in Ophthalmology from the University of California
- Specialist in Veterinary Ophthalmology from the University of Barcelona
- Master's Degree in Small Animal Medicine from the University of Murcia
- Degree in Veterinary Medicine from the CEU University of Valencia



## Professors

### Dr. Simó Domenech, Francisco José

- ♦ Medical Director and Founder at the Ophthalmologic Veterinary Institute (IVO)
- ♦ Veterinary Ophthalmologist at Long Island Veterinary Specialists. New York
- ♦ Collaboration with the R&D Department of Alcon Laboratories. El Masnou, Spain
- ♦ Collaborations in the experimental center of Harlan Laboratories
- ♦ Degree in Veterinary Medicine from the University of Zaragoza
- ♦ Postgraduate Degree in Veterinary Ophthalmology from the Autonomous University of Barcelona
- ♦ Residencies at the Veterinary Faculty of Toulouse, with Dr. Marc Simon in Paris and at the Ophthalmology Service of Long Island Veterinary Specialists in New York
- ♦ Accredited by the Association of Spanish Veterinarians Specialists in Small Animals (AVEPA) as a Specialist in Veterinary Ophthalmology
- ♦ Member of: Spanish Society of Veterinary Ophthalmology (SEOVET)

### Dr. Simó Vesperinas, María

- ♦ Emergency Veterinarian at Vets Now Emergency Hospital. Manchester
- ♦ Veterinarian in General Medicine at Canis Veterinary Hospital. Girona, Spain
- ♦ Stays at the Texas A&M Veterinary Medical Teaching Hospital
- ♦ Degree in Veterinary Medicine from the Autonomous University of Barcelona
- ♦ Practical program of Microsurgery in Corneal Pathology at the Institute of Ocular Microsurgery (IMO)
- ♦ Veterinary Ophthalmology Congress: "Ocular manifestations of systemic diseases", held at the Institute of Ocular Microsurgery (IMO)
- ♦ Postgraduate in Veterinary Ophthalmology by British Small Animal Veterinary Association

### Dr. Guarnizo Barrionuevo, Carla Pamela

- ♦ Veterinary Technical Assistant (VTA) at the Ophthalmologic Veterinary Institute (IVO)
- ♦ Expert in Ocular Ultrasonography at Oftalmovet Center
- ♦ Expert in Laboratory Analysis at CONCERVET Veterinary Clinic
- ♦ Expert in Ocular Ultrasonography in GENOV
- ♦ Specialist in Neurology, Ophthalmology and Reproduction of Small Animals at the Autonomous University of Barcelona
- ♦ Specialist in Intensive Care and Dermatology at the Autonomous University of Barcelona
- ♦ Specialist in Advanced Veterinary Ophthalmology
- ♦ Diploma in Veterinary Ophthalmology from the Catholic University of Salta
- ♦ Degree in Veterinary and Zootechnics from the Cayetano Heredia Peruvian University



*All teachers in this program accumulate extensive experience, offering you an innovative perspective on the main advances in this field of study"*

07

# Certificate

The Postgraduate Certificate in Diseases and Surgery of the Vitreous and Retina in Equids guarantees, in addition to the most accurate and up-to-date education, access to a Postgraduate Certificate issued by TECH Global University.



“

*Successfully complete this program  
and receive your university qualification  
without having to travel or fill out  
laborious paperwork”*

This private qualification will allow you to obtain a **Postgraduate Certificate in Diseases and Surgery of the Vitreous and Retina in Equids** endorsed by **TECH Global University**, the world's largest online university.

**TECH Global University**, is an official European University publicly recognized by the Government of Andorra ([official bulletin](#)). Andorra is part of the European Higher Education Area (EHEA) since 2003. The EHEA is an initiative promoted by the European Union that aims to organize the international training framework and harmonize the higher education systems of the member countries of this space. The project promotes common values, the implementation of collaborative tools and strengthening its quality assurance mechanisms to enhance collaboration and mobility among students, researchers and academics.

This **TECH Global University private qualification**, is a European program of continuing education and professional updating that guarantees the acquisition of competencies in its area of knowledge, providing a high curricular value to the student who completes the program.

Title: **Postgraduate Certificate in Diseases and Surgery of the Vitreous and Retina in Equids**

Modality: **online**

Duration: **6 weeks**

Accreditation: **6 ECTS**



\*Apostille Convention. In the event that the student wishes to have their paper diploma issued with an apostille, TECH Global University will make the necessary arrangements to obtain it, at an additional cost.



## Postgraduate Certificate Diseases and Surgery of the Vitreous and Retina in Equids

- » Modality: online
- » Duration: 6 weeks
- » Certificate: TECH Global University
- » Accreditation: 6 ECTS
- » Schedule: at your own pace
- » Exams: online

# Postgraduate Certificate

## Diseases and Surgery of the Vitreous and Retina in Equids

