

# Postgraduate Certificate

## The Cardiology Anamnesis Consultation and Physical Examination





## Postgraduate Certificate

### The Cardiology Anamnesis Consultation and Physical Examination

- » Modality: online
- » Duration: 6 weeks
- » Certificate: TECH Technological University
- » Dedication: 16h/week
- » Schedule: at your own pace
- » Exams: online

Website: [www.techtute.com/veterinary-medicine/postgraduate-certificate/cardiology-anamnesis-consultation-physical-examination](http://www.techtute.com/veterinary-medicine/postgraduate-certificate/cardiology-anamnesis-consultation-physical-examination)

# Index

01

Introduction

---

*p. 4*

02

Objectives

---

*p. 8*

03

Course Management

---

*p. 12*

04

Structure and Content

---

*p. 16*

05

Methodology

---

*p. 20*

06

Certificate

---

*p. 28*



# 01

# Introduction

The correct anamnesis and cardiovascular examination is one of the basic pillars for making a list of differential diagnoses, the starting point for a correct diagnosis and adequate therapy.

This program determines the key questions to ask the owner and the subsequent pathophysiological correlate. It addresses both cardiovascular and respiratory anamnesis, since on many occasions, diseases of these organs appear with a different symptomatology.

It develops, in a wide and precise way, how to perform a correct cardiopulmonary auscultation. Auscultation is a part of the physical examination from which we can obtain a lot of information and, when used, it is a very valuable tool for the diagnosis of cardiorespiratory diseases.



“

*This specialization is the best option you can find to train in veterinary cardiology and make more accurate diagnoses”*

Cardiology of Small Animals is a subspecialty of Internal Medicine with a great development in the last decades. The teachers of this Postgraduate Certificate are at the forefront of the latest diagnostic techniques and treatment of cardiovascular diseases in small animals. Through their specialized education, they have developed a useful, practical program adapted to today's reality, a reality that is becoming more and more demanding.

This comprehensive program compiles the different cardiovascular diseases affecting small animals. It starts with a solid development of the basics of cardiovascular physiology, pathophysiology and pharmacology, so often forgotten and so important and useful in daily clinical practice, followed by the optimization of clinical examination and diagnostic tests, and ending with the latest therapeutic protocols and patient monitoring procedures.

This training specializes the general practitioner in an area that is increasingly in demand, partly because of its frequency, partly because of the need for specialization that this area demands.

In all the modules, a gradual exposition of physiological and pathophysiological knowledge has been established, a development of the protocols for approaching patients with cardiovascular diseases with diagnostic and treatment algorithms, as well as the monitoring that should be done in these patients, since many of these diseases are chronic. It compiles the author's experience, without forgetting scientific rigor and the most important updates based on evidence. It develops the diseases, the action protocols and takes into account the integral approach to the patient, considering the disease, the patient and the owner in line with evidence-based medicine.

All topics incorporate numerous multimedia material: photos, videos and diagrams, so important in a specialty where imaging techniques are of great importance.

Finally, since this is an online Postgraduate Certificate, the students are not conditioned by fixed schedules, nor do they need to move to another physical location. All of the content can be accessed at any time of the day, so you can balance your working or personal life with your academic life.

This **Postgraduate Certificate in Cardiology Anamnesis Consultation and Physical Examination** contains the most complete and up-to-date educational program on the market. The most important features of the program include:

- ♦ The development of case studies presented by experts in Veterinary Cardiology.
- ♦ The graphic, schematic, and eminently practical contents with which they are created, provide scientific and practical information on the disciplines that are essential for professional practice.
- ♦ New developments in Cardiology Consultation
- ♦ Practical exercises where self-assessment can be used to improve learning.
- ♦ Its special emphasis on innovative methodologies in Cardiology Consultation
- ♦ Theoretical lessons, questions to the expert, debate forums on controversial topics, and individual reflection assignments
- ♦ Content that is accessible from any fixed or portable device with an Internet connection



*Do not miss the opportunity to take this Postgraduate Certificate with us. It's the perfect opportunity to advance your career and stand out in an industry with high demand for professionals"*



“

*This Postgraduate Certificate is the best investment you can make in selecting a refresher program to update your veterinary knowledge in cardiology”*

Its multimedia content, developed with the latest educational technology, will provide the professional with situated and contextual learning, i.e., a simulated environment that will provide an immersive education programmed to train in real situations.

This program is designed around Problem Based Learning, whereby the professional must try to solve the different professional practice situations that arise during the academic program. For this purpose, the professional will be assisted by an innovative interactive video system created by renowned and experienced experts in Cardiology in Small Animals.

*This specialization comes with the best didactic material, providing you with a contextual approach that will facilitate your learning”*

*This 100% online Postgraduate Certificate will allow you to combine your studies with your professional work while increasing your knowledge in this field”*



02

# Objectives

This Postgraduate Certificate in Cardiology Anamnesis Consultation and Physical Exploration is oriented to facilitate the performance of the veterinary professional with the latest advances and newest treatments in the sector.







“

*Learn about the latest advances in the field from the comfort of your home, thanks to the online mode on which this program is based"*



## General Objectives

---

- Determine the performance of a correct anamnesis focused on the cardiovascular and respiratory systems
- Analyze in detail the fundamentals, technique and information provided by cardiorespiratory auscultation
- Develop the main clinical pictures of cardiorespiratory diseases in small animals.
- Analyze the diagnostic tests involved in the diagnosis and assessment of the cardiovascular system such as laboratory tests, cardiac markers and blood pressure measurement

“

*A path to achieve training and professional growth that will propel you towards a greater level of competitiveness in the employment market"*





## Specific Objectives

---

- ♦ Establish the key questions and their epidemiological and pathophysiological correlates of cardiorespiratory anamnesis in small animals
- ♦ Develop the fundamentals of cardiopulmonary auscultation and its implication in the clinic.
- ♦ Examine cardiac and pulmonary auscultation technique
- ♦ Analyze the information that cardiac and pulmonary auscultation can provide in the differential diagnosis
- ♦ Identify the key aspects for the diagnosis of the clinical picture of cough and dyspnea.
- ♦ Establish the key aspects for the diagnosis of the clinical picture of cyanosis and the clinical picture of syncope
- ♦ Determine the proper technique for measuring blood pressure and the information it provides in cardiovascular diseases
- ♦ Examine the proper technique for measuring central venous pressure and the information it provides in patients in critical care units.
- ♦ Analyze basic blood count and biochemistry parameters that may be altered in cardiovascular diseases
- ♦ Compile specialized knowledge to interpret the information provided by the assessment of cardiac markers in cardiorespiratory disease



03

# Course Management

The program's teaching staff includes leading experts in veterinary cardiology who bring the experience of their work to this training. They are world-renowned veterinarians from different countries with proven theoretical and practical professional experience.





“

*Our teaching team, Postgraduate Certificate in Cardiology in Small Animals, will help you achieve success in your profession"*

## Management



### Dr. Martínez Delgado, Rubén

- Since 2017, he has headed the Cardiology service at the Estoril Veterinary Hospital, Móstoles.
- Collaborates with the Veterinary Hospital of the UCM developing the part of minimally invasive interventional cardiology.
- From 2010 to the present, he has been working as an ambulatory Cardiologist in many centers in Madrid and surrounding areas.
- Graduated in Veterinary Medicine in 2008 from the Complutense University of Madrid (UCM).
- Internships in Surgery (2006) and in Cardiology (2007-2008) at UCM.
- 2008 collaboration project in minimally invasive interventional cardiology in the cardiology service of the UCM.
- From 2009 to 2010 he completed the Intership of the official internship of the European College of Internal Medicine (ECVIM) at the Gran Sasso Veterinary Clinic in Milan (a reference center in cardiology and ultrasound diagnosis and a center specialized in interventional cardiology).
- He is a member of AVEPA and GECAR and a regular attendee of congresses in the specialty of Cardiology and Diagnostic Imaging. He has also presented several lectures on electrocardiography and echocardiography.

## Professors

### Dr. Ortiz Díez, Gustavo

- ◆ Associate Professor, Department of Animal Medicine and Surgery, Faculty of Veterinary Medicine, Complutense University of Madrid.
- ◆ Head of Small Animal Unit at Complutense Clinical Veterinary Hospital.
- ◆ Head of the Department of Soft Tissue Surgery and Minimally Invasive Procedures at the Veterinary Specialties Hospital 4 Octubre (Arteixo, La Coruña, Spain).
- ◆ PhD and Undergraduate Degree in Veterinary Medicine from the UCM
- ◆ AVEPA Accredited Soft Tissue Surgery
- ◆ Member of the scientific committee and current president of GECIRA (AVEPA's Soft Tissue Surgery Specialty Group)
- ◆ Master's Degree in Research Methodology in Health Sciences from the UAB
- ◆ ICT competencies course for teachers by UNED
- ◆ Specialist in Traumatology and Orthopedic Surgery in Companion Animals by the UCM.
- ◆ Degree in Small Animal Cardiology from the UCM
- ◆ Courses of laparoscopic and thoracoscopic surgery at the Minimally Invasive Center Jesús Usón. Accredited in functions B, C, D and E of Experimentation Animals by the Community of Madrid
- ◆ Degree in Emotional Intelligence by UR. Completed training in Gestalt psychology



04

# Structure and Content

The structure of the contents has been designed by the best professionals in the sector in Cardiology Consultation, with extensive experience and recognized prestige in the profession, backed by the volume of cases reviewed, studied and diagnosed, and with extensive knowledge of new technologies applied to veterinary medicine.







“

*This Postgraduate Certificate contains the most complete and up-to-date scientific program on the market”*

## Module 1 Anamnesis and Cardiovascular Examination

- 1.1. Cardiovascular and Respiratory Anamnesis
  - 1.1.1. Epidemiology of Heart Disease
  - 1.1.2. Medical History
    - 1.1.2.1. General Symptoms
    - 1.1.2.2. Specific Symptoms
- 1.2. Cardiovascular and Respiratory Examination
  - 1.2.1. Respiratory Pattern
  - 1.2.2. Exploration of the Head
  - 1.2.3. Neck Exploration
  - 1.2.4. Examination of the Thorax
  - 1.2.5. Examination of the Abdomen
  - 1.2.6. Other Explorations
- 1.3. Auscultation I
  - 1.3.1. Physical Principles
  - 1.3.2. Phonendoscope
  - 1.3.3. Technique
  - 1.3.4. Heart Sounds
- 1.4. Auscultation II
  - 1.4.1. Murmurs
  - 1.4.2. Pulmonary Auscultation
- 1.5. Cough
  - 1.5.1. Definition and Pathophysiological Mechanisms
  - 1.5.2. Differential Diagnoses and Diagnostic Algorithm for Cough
- 1.6. Dyspnoea
  - 1.6.1. Definition and Pathophysiological Mechanisms
  - 1.6.2. Differential Diagnoses and Diagnostic Algorithm for Dyspnoea
- 1.7. Syncope.
  - 1.7.1. Definition and Pathophysiological Mechanisms
  - 1.7.2. Differential Diagnoses and Diagnostic Algorithm for Syncope







- 1.8. Cyanosis
  - 1.8.1. Definition and Pathophysiological Mechanisms
  - 1.8.2. Differential Diagnoses and Diagnostic Algorithm for Syncope
- 1.9. Arterial and Central Pressure Venous Pressure
  - 1.9.1. Arterial Pressure
  - 1.9.2. Central Venous Pressure
- 1.10. Laboratory Tests and Cardiac Markers
  - 1.10.1. Laboratory Tests in Heart Disease
  - 1.10.2. Cardiac Biomarkers
  - 1.10.3. Genetic Tests

“

*Achieve professional success with this high-level program provided by prestigious professionals with extensive experience in the sector”*

05

# Methodology

This academic program offers students a different way of learning. Our methodology uses a cyclical learning approach: **Relearning**.

This teaching system is used, for example, in the most prestigious medical schools in the world, and major publications such as the **New England Journal of Medicine** have considered it to be one of the most effective.





“

*Discover Relearning, a system that abandons conventional linear learning, to take you through cyclical teaching systems: a way of learning that has proven to be extremely effective, especially in subjects that require memorization"*

## At TECH we use the Case Method

What should a professional do in a given situation? Throughout the program you will be presented with multiple simulated clinical cases based on real patients, where you will have to investigate, establish hypotheses and, finally, resolve the situation. There is an abundance of scientific evidence on the effectiveness of the method. Specialists learn better, faster, and more sustainably over time.

*With TECH you will experience a way of learning that is shaking the foundations of traditional universities around the world.*



According to Dr. Gérvas, the clinical case is the annotated presentation of a patient, or group of patients, which becomes a "case", an example or model that illustrates some peculiar clinical component, either because of its teaching power or because of its uniqueness or rarity. It is essential that the case is based on current professional life, in an attempt to recreate the actual conditions in a veterinarian's professional practice.

“

*Did you know that this method was developed in 1912, at Harvard, for law students? The case method consisted of presenting students with real-life, complex situations for them to make decisions and justify their decisions on how to solve them. In 1924, Harvard adopted it as a standard teaching method”*

The effectiveness of the method is justified by four fundamental achievements:

1. Veterinarians who follow this method not only manage to assimilate concepts, but also develop their mental capacity through exercises to evaluate real situations and knowledge application
2. Learning is solidly translated into practical skills that allow the student to better integrate into the real world.
3. Ideas and concepts are understood more efficiently, given that the example situations are based on real-life.
4. The feeling that the effort invested is effective becomes a very important motivation for veterinarians, which translates into a greater interest in learning and an increase in the time dedicated to working on the course.



## Relearning Methodology

At TECH we enhance the case method with the best 100% online teaching methodology available: Relearning.

This university is the first in the world to combine the study of clinical cases with a 100% online learning system based on repetition, combining a minimum of 8 different elements in each lesson, a real revolution with respect to the mere study and analysis of cases.



*Veterinarians will learn through real cases and by resolving complex situations in simulated learning environments. These simulations are developed using state-of-the-art software to facilitate immersive learning.*



At the forefront of world teaching, the Relearning method has managed to improve the overall satisfaction levels of professionals who complete their studies, with respect to the quality indicators of the best online university (Columbia University).

With this methodology more than 65,000 veterinarians have been trained with unprecedented success in all clinical specialties, regardless of the surgical load. Our teaching method is developed in a highly demanding environment, where the students have a high socio-economic profile and an average age of 43.5 years.

*Relearning will allow you to learn with less effort and better performance, involving you more in your training, developing a critical mindset, defending arguments, and contrasting opinions: a direct equation for success.*

In our program, learning is not a linear process, but rather a spiral (learn, unlearn, forget, and re-learn). Therefore, we combine each of these elements concentrically.

The overall score obtained by TECH's learning system is 8.01, according to the highest international standards.



This program offers the best educational material, prepared with professionals in mind:



#### Study Material

All teaching material is produced by the specialists who teach the course, specifically for the course, so that the teaching content is highly specific and precise.

These contents are then applied to the audiovisual format, to create the TECH online working method. All this, with the latest techniques that offer high quality pieces in each and every one of the materials that are made available to the student.



#### Latest Techniques and Procedures on Video

TECH introduces students to the latest techniques, the latest educational advances and to the forefront of current and procedures of veterinary techniques. All of this in direct contact with students and explained in detail so as to aid their assimilation and understanding. And best of all, you can watch the videos as many times as you like.



#### Interactive Summaries

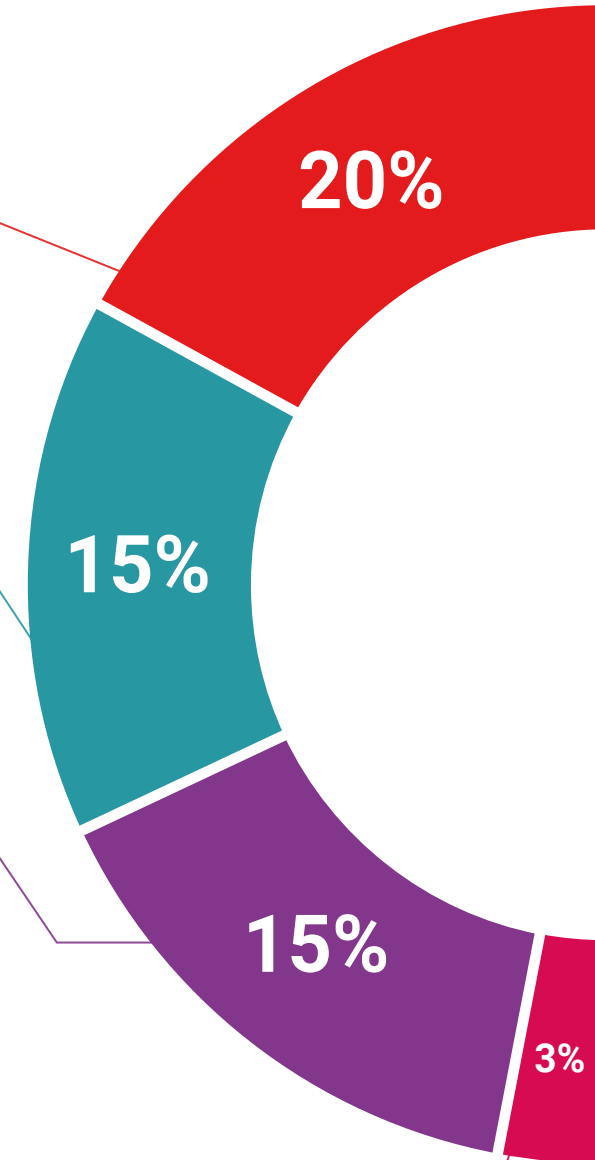
The TECH team presents the contents attractively and dynamically in multimedia lessons that include audio, videos, images, diagrams, and concept maps in order to reinforce knowledge.

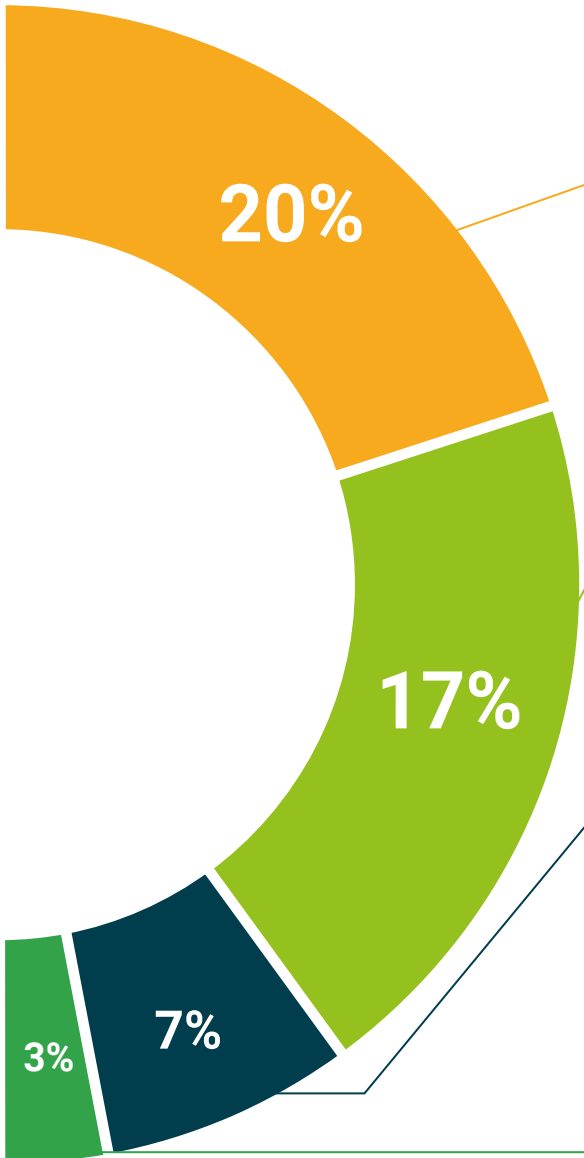
This exclusive educational system for presenting multimedia content was awarded by Microsoft as a "European Success Story".



#### Additional Reading

Recent articles, consensus documents and international guidelines, among others. In TECH's virtual library, students will have access to everything they need to complete their course.





#### Expert-Led Case Studies and Case Analysis

Effective learning ought to be contextual. Therefore, TECH presents real cases in which the expert will guide students, focusing on and solving the different situations: a clear and direct way to achieve the highest degree of understanding.



#### Testing & Retesting

We periodically evaluate and re-evaluate students' knowledge throughout the program, through assessment and self-assessment activities and exercises, so that they can see how they are achieving their goals.



#### Classes

There is scientific evidence suggesting that observing third-party experts can be useful.

Learning from an Expert strengthens knowledge and memory, and generates confidence in future difficult decisions.



#### Quick Action Guides

TECH offers the most relevant contents of the course in the form of worksheets or quick action guides. A synthetic, practical, and effective way to help students progress in their learning.





06

# Certificate

The Postgraduate Certificate in Cardiology Anamnesis Consultation and Physical Examination guarantees students, in addition to the most rigorous and up-to-date education, access to a Postgraduate Certificate issued by TECH Technological University.





“

*Successfully complete this program and receive your university qualification without having to travel or fill out laborious paperwork”*

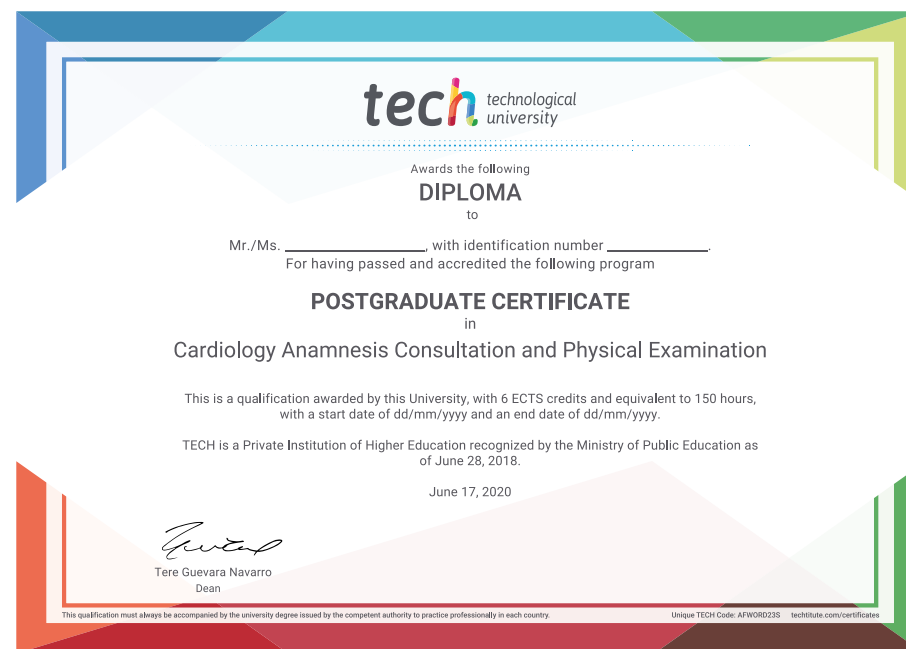
The **Postgraduate Certificate in Cardiology Anamnesis Consultation and Physical Examination** is the most complete and up-to-date scientific program on the market.

After the student has passed the assessments, they will receive their corresponding **Postgraduate Certificate** diploma issued by **TECH Technological University** via tracked delivery\*.

The diploma issued by **TECH Technological University** will reflect the qualification obtained in the Postgraduate Certificate, and meets the requirements commonly demanded by labor exchanges, competitive examinations, and professional career evaluation committees.

Title: **Postgraduate Certificate in Cardiology Anamnesis Consultation and Physical Examination**

Official N° of Hours: **150 h.**



\*Apostille Convention. In the event that the student wishes to have their paper diploma issued with an apostille, TECH EDUCATION will make the necessary arrangements to obtain it, at an additional cost.

future  
health confidence people  
education information tutors  
guarantee accreditation teaching  
institutions technology learning  
community commitment  
personalized service innovation  
knowledge present  
development language  
virtual classroom



## Postgraduate Certificate

The Cardiology  
Anamnesis Consultation  
and Physical Examination

- » Modality: online
- » Duration: 6 weeks
- » Certificate: TECH Technological University
- » Dedication: 16h/week
- » Schedule: at your own pace
- » Exams: online

# Postgraduate Certificate

The Cardiology Anamnesis  
Consultation and Physical  
Examination

