

Postgraduate Certificate

Canine and Feline Tropical Diseases





Postgraduate Certificate

Canine and Feline Tropical Diseases

- » Modality: Online
- » Duration: 6 weeks
- » Certificate: TECH Global University
- » Accreditation: 6 ECTS
- » Schedule: at your own pace
- » Exams: online

Website: www.techtute.com/veterinary-medicine/postgraduate-certificate/canine-feline-tropical-diseases

Index

01

Introduction

p. 4

02

Objectives

p. 8

03

Course Management

p. 12

04

Structure and Content

p. 16

05

Methodology

p. 20

06

Certificate

p. 28

01

Introduction

In clinical practice, a group of infectious pathologies present in the tropics can be found affecting dogs and cats. The spread of these diseases has been facilitated by the movement of pets and owners, carrying their diseases from one region or country to another. We know that there are alternative routes of transmission that the clinical veterinarian should be aware of. To achieve this, it is of utmost importance that the professional is up to date, in order to have the necessary mental and practical background to act with expertise and success. This very complete specialization program contains the most intensive and up-to-date tour of the latest and most complete advances and developments in this area. With the quality of The World's Largest Online University.



“

The most complete and up-to-date compendium of tropical diseases affecting dogs and cats that the veterinarian can find in their veterinary practice, in a high-quality specialization".

Although some of these pathologies are circumscribed to different geographical regions with particular epidemiological scenarios, it is important to keep them in mind with respect to differential diagnoses. While some pathologies are more frequent in the tropics, they can be seen in other areas and should be known and recognized by the clinical veterinarian.

In this Postgraduate Certificate, some diseases are again approached from the reality of Latin America, establishing the different challenges they face.

Canine visceral leishmaniasis or feline sporotrichosis are zoonoses and constitute a potential risk for pet owners. It is necessary to apply the indicated therapeutics and



Learn to detect tropical diseases early and to assess them in the differential diagnosis, and acquire an essential skill in an increasingly global world".

This **Postgraduate Certificate in Canine and Feline Tropical Diseases** contains the most complete and up-to-date scientific program on the market. Its most notable features are:

- ♦ The latest technology in online teaching software
- ♦ Intensely visual teaching system, supported by graphic and schematic contents, easy to assimilate and understand
- ♦ Practical cases presented by practising experts
- ♦ State-of-the-art interactive video systems.
- ♦ Teaching supported by telepractice
- ♦ Continuous updating and recycling systems
- ♦ Autonomous learning: full compatibility with other occupations
- ♦ Practical exercises for self-evaluation and learning verification
- ♦ Support groups and educational synergies: questions to the expert, debate and knowledge forums.
- ♦ Communication with the teacher and individual reflection work
- ♦ Content that is accessible from any fixed or portable device with an Internet connection.
- ♦ Supplementary documentation databases are permanently available, even after the course.



*A Postgraduate Certificate
based on the best working
methods of the online
educational panorama,
revolutionary in the veterinary*

Its teaching staff includes professionals belonging to the field of Veterinary Medicine, who bring to this training the experience of their work, as well as renowned specialists from reference societies and prestigious universities.

Its multimedia content, developed with the latest educational technology, will provide the professional with situated and contextual learning, i.e. a simulated environment that will provide an immersive education programmed to learn in real situations.

This program is designed around Problem-Based Learning, whereby the professional must try to solve the different professional practice situations that arise throughout the program. For this purpose, the professional will be assisted by an innovative interactive video system created by renowned and experienced psychology experts.

*High-impact program that will give
you the qualifications you need to act
as an expert in this field of work.*

*Fully compatible with your daily life
activities, it will allow you to learn
in a constant and gradual way,
at your own pace, without losing
educational effectiveness.*



02 Objectives

The objective of this Postgraduate Certificate is to provide veterinary medicine professionals a high-quality resource that allows them to be fully up to date, integrating into their theoretical and practical knowledge the latest advances and developments in the treatment of small animals in the field of infectious diseases.





“

Acquire the broadest intervention capacity in infectious diseases in small animals, incorporating specific knowledge in tropical diseases, and respond to your patients with pets traveling or coming from other countries”.



General Objective

- Generate specialized knowledge on the most frequent tropical diseases affecting dogs so that the veterinary clinician can recognize them and establish a diagnostic and therapeutic pathway.



*A path to achieve
specialization and
professional growth
that will propel you
towards a greater level*





Specific Objectives

- ♦ Examine the epidemiological situation of emerging and re-emerging pathogens affecting canines in the tropics.
- ♦ Determine the different clinical pictures with which this group of diseases present themselves.
- ♦ Offer tools to reach a correct, specific diagnosis of these pathologies.
- ♦ Develop the latest knowledge in the therapeutics of these diseases.

03

Course Management

The quality of the preparatory process has one of its pillars in the excellence of the teaching staff. For this reason, we choose our teachers from among the best in the most advanced countries in this area of work. Thanks to this, you will have the opportunity to learn from the best qualified professionals. Experts, who will put their real experience at the service of specialization and who, in addition, have proven to have the best teaching qualifications. For the sake of quality, which is the hallmark of our identity.






“

A teaching staff chosen from among the best in the industry, which will allow you to learn in a realistic way, with a complete, practical and current vision of the work in this field of veterinary

Management



Ms. Pérez-Aranda Redondo, María

- Head of the Dermatology Service at Symbiosis Center of Veterinary Specialties. Veterinarian at North Aljarafe Veterinary Center
- Dermatology and Diagnostic Cytology Service Manager
- Veterinary clinic of the Canitas Veterinary Center in East Seville
- Responsible for the Dermatology and Cytological Diagnosis Service of all Canitas Veterinary Centers.
- Honorary Collaborator of the Department of Animal Medicine and Surgery in Dermatology.
- Collaborating Student of the Department of Animal Medicine and Surgery in Dermatology.

Professors

Dr. Laura López Cubillo

- ♦ Degree in Veterinary Medicine, Complutense University Madrid
- ♦ Postgraduate course in Diagnostic Imaging in small animals by the CEU Cardenal Herrera University of Valencia.
- ♦ Attendance to congresses, courses and conferences on Internal Medicine, Feline Medicine, Diagnostic Imaging and Emergency and Intensive Care at national level.
- ♦ Currently, resident at the Diagnostic Imaging Service of the Complutense Veterinary Hospital of Madrid.
- ♦ Responsible for the Emergency Department at Gattos Feline Clinical Center Hospital.
- ♦ Resident in the Internal Medicine, Diagnostic Imaging and Emergency Department at Gattos Feline Clinical Center Hospital.
- ♦ Rotating internship at Gattos Hospital Feline Clinical Center

Dr. Cigüenza del Ojo, Pablo

- ♦ Onkos Director
- ♦ Clinical Veterinarian
- ♦ Degree in Veterinary Medicine from the Complutense University of Madrid Diploma in Cytological Diagnosis of Dogs and Cats from the UCM.
- ♦ Professional Master's Degree in Small Animal Clinical Oncology by Improve
- ♦ General Practitioner in Oncology by the European Veterinary School of Postgraduate Studies (EVSPS)

Mr. Borrás, Pablo Jesús

- ♦ Head of the Infectious, Parasitic Diseases and Traveler's Medicine Service
at Panda Veterinary
- ♦ Teacher of Parasitology, Parasitic Diseases, Parasitic Diseases in animal production, Parasitic Diseases in large animal clinics, Parasitic Zoonoses
- ♦ Postgraduate Courses at FVET (UBA)
- ♦ Parasitology for Biotherium Technicians
- ♦ Degree in Veterinary Medicine from the School of Veterinary Sciences, University of Buenos Aires, Argentina
of Buenos Aires
- ♦ Magister in Prevention and Control of Zoonosis at the Northeast University of Buenos Aires

04

Structure and Content

This program has been designed with a specific teaching model that successfully combines the intensity of a comprehensive and complete study with a highly flexible way of learning. A knowledge journey that addresses each and every area of professional development that the veterinarian needs in the field of small animal infectious diseases.

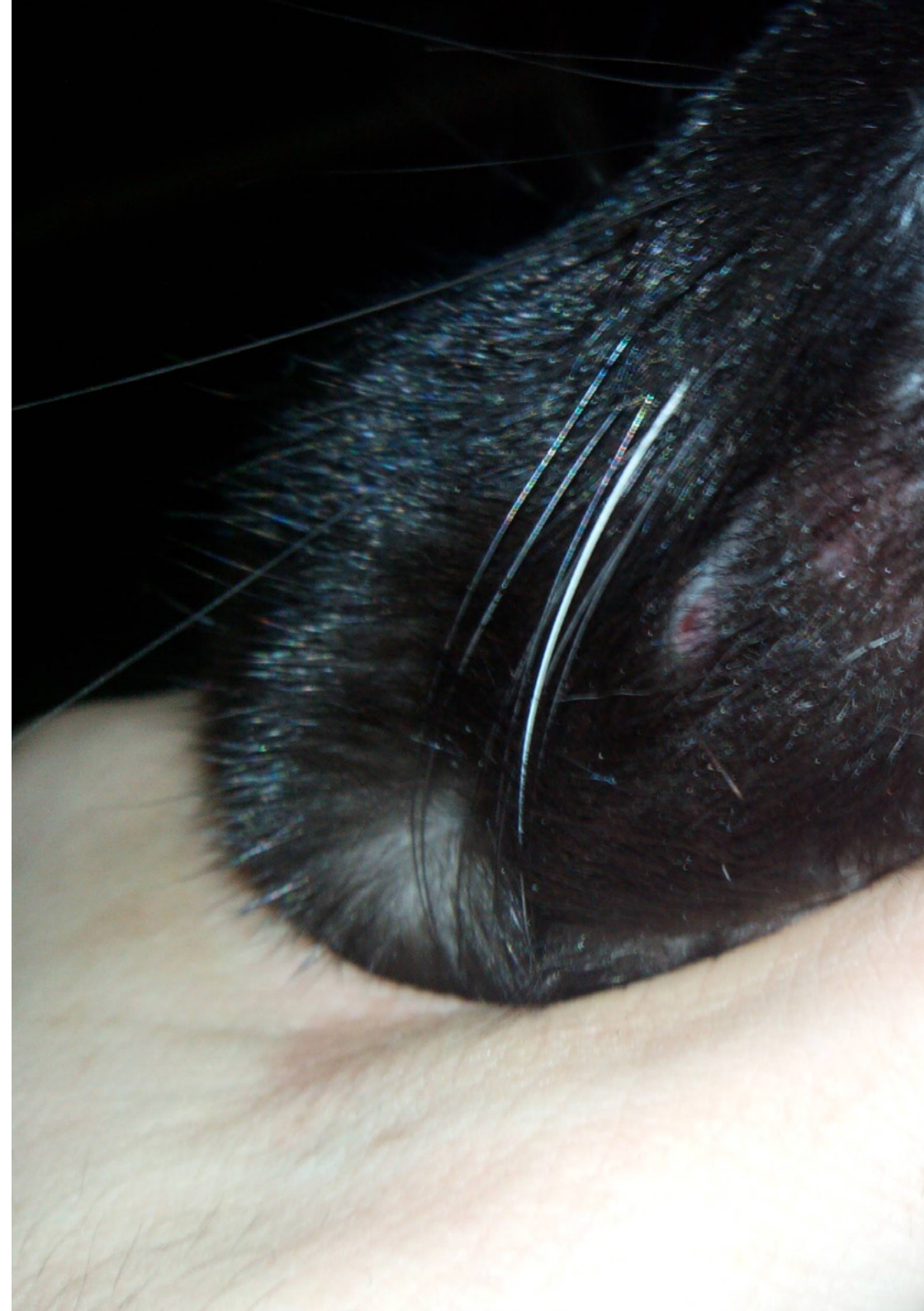


“

A unique teaching model that reconciles distance education with practical learning, allowing the professional to progress in their care capacity by studying with the best teaching program on the online market”.

Module 1. Tropical Diseases

- 1.1. Canine Leishmaniasis: A View from Latin America
 - 1.1.1. Canine Tegumentary Leishmaniasis in Latin America
 - 1.1.2. Canine Visceral Leishmaniasis in Latin America
 - 1.1.3. Control and Prevention Measures
- 1.2. Canine Trypanosomiasis
 - 1.2.1. Etiological Agents
 - 1.2.2. Epidemiology
 - 1.2.3. Clinical Manifestations
 - 1.2.4. Specific Diagnosis
 - 1.2.5. Treatment
- 1.3. Rangeliosis and Other Pyroplasmas
 - 1.3.1. Etiological Agents
 - 1.3.2. Epidemiology
 - 1.3.3. Clinical Manifestations
 - 1.3.4. Specific Diagnosis
 - 1.3.5. Treatment
- 1.4. Gurltia Paralytans and Lagochilascaris Spp.
 - 1.4.1. Etiological Agents
 - 1.4.2. Epidemiology
 - 1.4.3. Clinical Manifestations
 - 1.4.4. Specific Diagnosis
 - 1.4.5. Treatment
- 1.5. Feline Sporotrichosis
 - 1.5.1. Etiological Agents
 - 1.5.2. Epidemiology
 - 1.5.3. Clinical Manifestations
 - 1.5.4. Specific Diagnosis
 - 1.5.5. Treatment





- 1.6. Rhinosporidiosis
 - 1.6.1. Etiological Agents
 - 1.6.2. Epidemiology
 - 1.6.3. Clinical Manifestations
 - 1.6.4. Specific Diagnosis
 - 1.6.5. Treatment
- 1.7. Diroctophimosis
 - 1.7.1. Etiological Agents
 - 1.7.2. Epidemiology
 - 1.7.3. Clinical Manifestations
 - 1.7.4. Specific Diagnosis
 - 1.7.5. Treatment
- 1.8. Trematodes in Canines and Felines
 - 1.8.1. Etiological Agents
 - 1.8.2. Epidemiology
 - 1.8.3. Clinical Manifestations
 - 1.8.4. Specific Diagnosis
 - 1.8.5. Treatment
- 1.9. Rabies in the Americas
 - 1.9.1. Background
 - 1.9.2. Epidemiology and Current Situation
 - 1.9.3. Diagnosis, Surveillance and Control
- 1.10. Leptospirosis in the Americas
 - 1.10.1. Background
 - 1.10.2. Epidemiology and Current Situation
 - 1.10.3. Diagnosis, Surveillance and Control

05 Methodology

This academic program offers students a different way of learning. Our methodology uses a cyclical learning approach: **Relearning.**

This teaching system is used, for example, in the most prestigious medical schools in the world, and major publications such as the **New England Journal of Medicine** have considered it to be one of the most effective.



“

Discover Relearning, a system that abandons conventional linear learning, to take you through cyclical teaching systems: a way of learning that has proven to be extremely effective, especially in subjects that require memorization"

At TECH we use the Case Method

What should a professional do in a given situation? Throughout the program you will be presented with multiple simulated clinical cases based on real patients, where you will have to investigate, establish hypotheses and, finally, resolve the situation. There is an abundance of scientific evidence on the effectiveness of the method. Specialists learn better, faster, and more sustainably over time.

With TECH you will experience a way of learning that is shaking the foundations of traditional universities around the world.



According to Dr. Gérvas, the clinical case is the annotated presentation of a patient, or group of patients, which becomes a "case", an example or model that illustrates some peculiar clinical component, either because of its teaching power or because of its uniqueness or rarity. It is essential that the case is based on current professional life, in an attempt to recreate the actual conditions in a veterinarian's professional practice.

“

Did you know that this method was developed in 1912, at Harvard, for law students? The case method consisted of presenting students with real-life, complex situations for them to make decisions and justify their decisions on how to solve them. In 1924, Harvard adopted it as a standard teaching method.

The effectiveness of the method is justified by four fundamental

1. Veterinarians who follow this method not only manage to assimilate concepts, but also develop their mental capacity through exercises to evaluate real situations and knowledge application.
2. Learning is solidly translated into practical skills that allow the student to better integrate into the real world.
3. Ideas and concepts are understood more efficiently, given that the example situations are based on real-life.
4. Students like to feel that the effort they put into their studies is worthwhile. This then translates into a greater interest in learning and more time dedicated to working on the program.



Relearning Methodology

TECH effectively combines the Case Study methodology with a 100% online learning system based on repetition, which combines 8 different teaching elements in each lesson.

We enhance the Case Study with the best 100% online teaching method: Relearning.

Veterinarians will learn through real cases and by resolving complex situations in simulated learning environments. These simulations are developed using state-of-the-art software to facilitate immersive learning.



At the forefront of world teaching, the Relearning method has managed to improve the overall satisfaction levels of professionals who complete their studies, with respect to the quality indicators of the best online university (Columbia University).

With this methodology more than 65,000 veterinarians have been trained with unprecedented success in all clinical specialties, regardless of the surgical load. Our teaching method is developed in a highly demanding environment, where the students have a high socio-economic profile and an average age of 43.5 years.

Relearning will allow you to learn with less effort and better performance, involving you more in your training, developing a critical mindset, defending arguments, and contrasting opinions: a direct equation for success.

In our program, learning is not a linear process, but rather a spiral (learn, unlearn, forget, and re-learn). Therefore, we combine each of these elements concentrically.

The overall score obtained by TECH's learning system is 8.01, according to the highest international standards.



This program offers the best educational material, prepared with professionals in mind:



Study Material

All teaching material is produced by the specialists who teach the course, specifically for the course, so that the teaching content is highly specific and precise.

These contents are then adapted in audiovisual format, to create the TECH online working method. All this, with the latest techniques that offer high-quality pieces in each and every one of the materials that are made available to the student.



Latest Techniques and Procedures on Video

TECH introduces students to the latest techniques, the latest educational advances and to the forefront of current and procedures of veterinary techniques. All of this in direct contact with students and explained in detail so as to aid their assimilation and understanding. And best of all, you can watch the videos as many times as you like.



Interactive Summaries

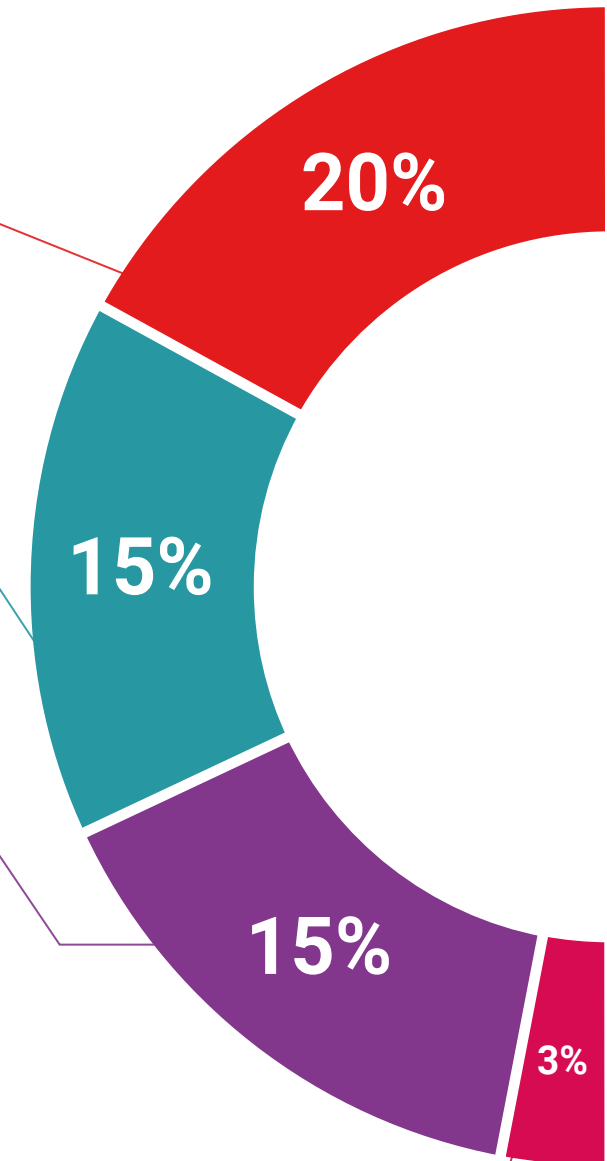
The TECH team presents the contents attractively and dynamically in multimedia lessons that include audio, videos, images, diagrams, and concept maps in order to reinforce knowledge.

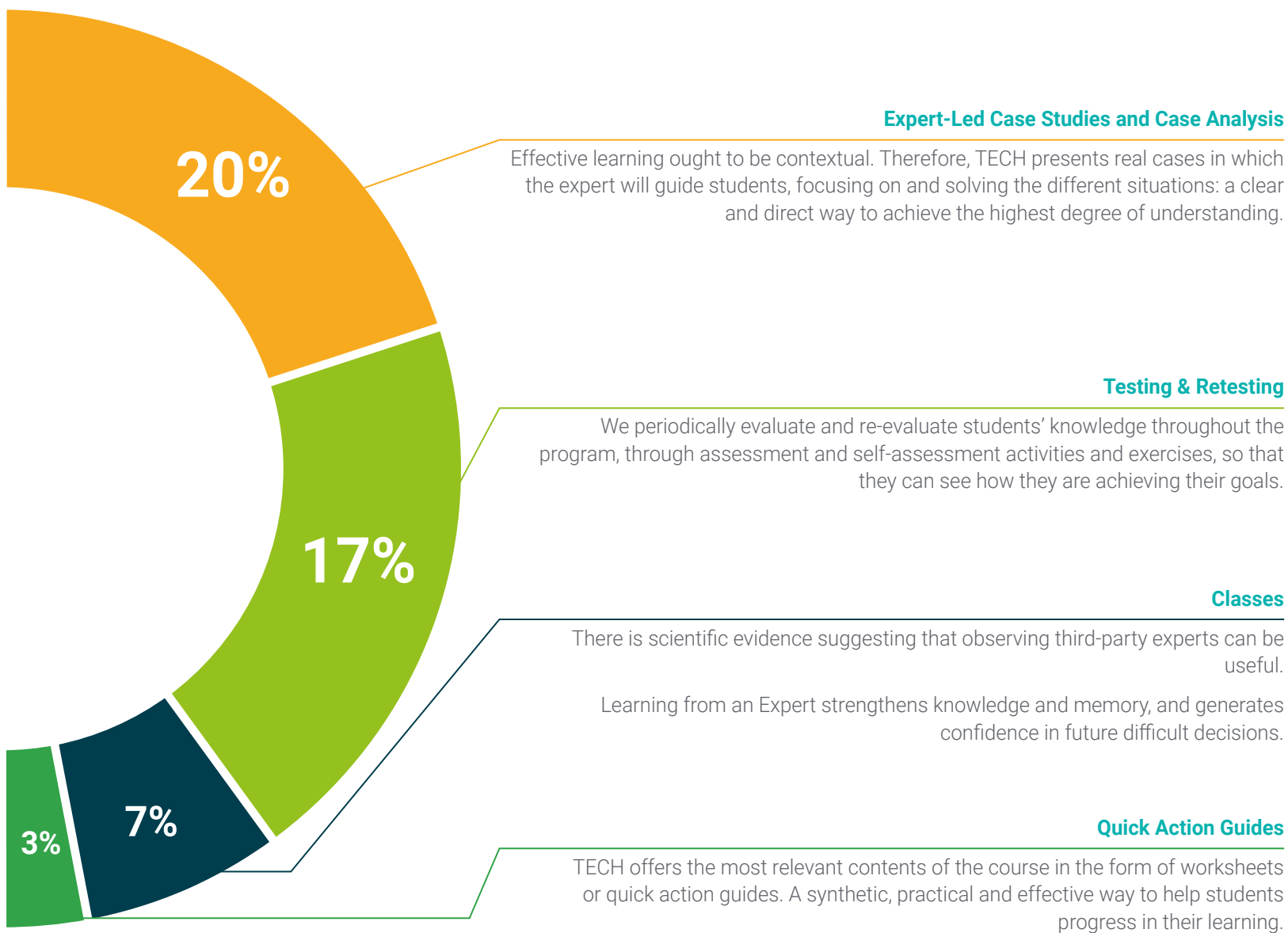
This exclusive educational system for presenting multimedia content was awarded by Microsoft as a "European Success Story".



Additional Reading

Recent articles, consensus documents and international guidelines, among others. In TECH's virtual library, students will have access to everything they need to complete their course.





06 Certificate

The Postgraduate Certificate in Canine and Feline Tropical Diseases guarantees students, in addition to the most rigorous and up-to-date education, access to a Postgraduate Certificate issued by TECH Technological University.



“

*Successfully complete this program
and receive your university qualification
without having to travel or fill out laborious
paperwork”*

This **Postgraduate Certificate in Canine and Feline Tropical Diseases** endorsed by **TECH Global University**, the world's largest online university.

TECH Global University, is an official European University publicly recognized by the Government of Andorra (**official bulletin**). Andorra is part of the European Higher Education Area (EHEA) since 2003. The EHEA is an initiative promoted by the European Union that aims to organize the international training framework and harmonize the higher education systems of the member countries of this space. The project promotes common values, the implementation of collaborative tools and strengthening its quality assurance mechanisms to enhance collaboration and mobility among students, researchers and academics.

This **TECH Global University title**, is a European program of continuing education and professional updating that guarantees the acquisition of competencies in its area of knowledge, providing a high curricular value to the student who completes the program.

Title: **Postgraduate Certificate in Canine and Feline Tropical Diseases**

Modality: **online**

Duration: **6 weeks**

Accreditation: **6 ECTS**





Postgraduate Certificate

Canine and Feline Tropical Diseases

- » Modality: Online
- » Duration: 6 weeks
- » Certificate: TECH Global University
- » Accreditation: 6 ECTS
- » Schedule: at your own pace
- » Exams: online

Postgraduate Certificate

Canine and Feline Tropical Diseases

