

# Postgraduate Certificate Data Visualization



## Postgraduate Certificate Data Visualization

- » Modality: online
- » Duration: 6 weeks
- » Certificate: TECH Global University
- » Accreditation: 6 ECTS
- » Schedule: at your own pace
- » Exams: online
- » Target Group: Computer engineers who wish to reorient their work towards the world of business intelligence, or established professionals in the field of BI who need to update, deepen and improve their skills and knowledge

Website: [www.techtitude.com/us/school-of-business/postgraduate-certificate/data-visualization](http://www.techtitude.com/us/school-of-business/postgraduate-certificate/data-visualization)

# Index

01

Welcome

---

*p. 4*

02

Why Study at TECH?

---

*p. 6*

03

Why Our Program?

---

*p. 10*

04

Objectives

---

*p. 14*

05

Structure and Content

---

*p. 18*

06

Study Methodology

---

*p. 24*

07

Our Students' Profiles

---

*p. 34*

08

Course Management

---

*p. 38*

09

Impact on Your Career

---

*p. 44*

10

Benefits for Your Company

---

*p. 48*

11

Certificate

---

*p. 52*

# 01 Welcome

We live in a world of complex data that we need to be able to comprehend, and the best way to do that is through graphical representations. This makes it essential for companies to have analytical profiles capable of optimizing the time and resources available to them. This is where Data Visualization comes into play, that presentation of data in graphical format that reveals unseen information behind large data sets (*Big Data*), gives quick answers and helps to more easily understand cause-effect relationships. Which will be your future work opportunity.

Data Visualization involves understanding and analyzing the various sources from which the data comes, as well as controlling the three processes involved in any *Big Data* project, which are: knowing the characteristics of the data we have, analyzing the results of the transformations of this data and efficiently communicating these results. For this reason, through this program the student will learn the most relevant concepts of Data Visualization, as well as the applicable design principles and the choice of the most appropriate tools to obtain a correct visualization and succeed in this field.



Postgraduate Certificate in Data Visualization  
TECH Global University

“

*Future work opportunities are in Data Visualization.  
Don't hesitate, by studying this specialized TECH  
program you are on the right track"*

02

# Why Study at TECH?

TECH is the world's largest 100% online business school. It is an elite business school, with a model based on the highest academic standards. A world-class centre for intensive managerial skills training.



“

*TECH is a university at the forefront of technology, and puts all its resources at the student's disposal to help them achieve entrepreneurial success"*

## At TECH Global University



### Innovation

The university offers an online learning model that combines the latest educational technology with the most rigorous teaching methods. A unique method with the highest international recognition that will provide students with the keys to develop in a rapidly-evolving world, where innovation must be every entrepreneur's focus.

"Microsoft Europe Success Story", for integrating the innovative, interactive multi-video system.



### The Highest Standards

Admissions criteria at TECH are not economic. Students don't need to make a large investment to study at this university. However, in order to obtain a qualification from TECH, the student's intelligence and ability will be tested to their limits. The institution's academic standards are exceptionally high...

**95%** | of TECH students successfully complete their studies



### Networking

Professionals from countries all over the world attend TECH, allowing students to establish a large network of contacts that may prove useful to them in the future.

**100,000+**  
executives trained each year

**200+**  
different nationalities



### Empowerment

Students will grow hand in hand with the best companies and highly regarded and influential professionals. TECH has developed strategic partnerships and a valuable network of contacts with major economic players in 7 continents.

**500+** | collaborative agreements with leading companies



### Talent

This program is a unique initiative to allow students to showcase their talent in the business world. An opportunity that will allow them to voice their concerns and share their business vision.

After completing this program, TECH helps students show the world their talent.



### Multicultural Context

While studying at TECH, students will enjoy a unique experience. Study in a multicultural context. In a program with a global vision, through which students can learn about the operating methods in different parts of the world, and gather the latest information that best adapts to their business idea.

TECH students represent more than 200 different nationalities.

TECH strives for excellence and, to this end, boasts a series of characteristics that make this university unique:



### Learn with the best

---

In the classroom, TECH's teaching staff discuss how they have achieved success in their companies, working in a real, lively, and dynamic context. Teachers who are fully committed to offering a quality specialization that will allow students to advance in their career and stand out in the business world.

Teachers representing 20 different nationalities.



*At TECH, you will have access to the most rigorous and up-to-date case studies in the academic community"*



### Analysis

---

TECH explores the student's critical side, their ability to question things, their problem-solving skills, as well as their interpersonal skills.



### Academic Excellence

---

TECH offers students the best online learning methodology. The university combines the Relearning method (a postgraduate learning methodology with the highest international rating) with the Case Study. A complex balance between tradition and state-of-the-art, within the context of the most demanding academic itinerary.



### Economy of Scale

---

TECH is the world's largest online university. It currently boasts a portfolio of more than 10,000 university postgraduate programs. And in today's new economy, **volume + technology = a ground-breaking price**. This way, TECH ensures that studying is not as expensive for students as it would be at another university.

03

# Why Our Program?

Studying this TECH program means increasing the chances of achieving professional success in senior business management.

It is a challenge that demands effort and dedication, but it opens the door to a promising future. Students will learn from the best teaching staff and with the most flexible and innovative educational methodology.



“

*We have highly qualified teachers and the most complete syllabus on the market, which allows us to offer you training of the highest academic level"*

This program will provide students with a multitude of professional and personal advantages, particularly the following:

01

### A significant career boost

By studying at TECH, students will be able to take control of their future and develop their full potential. By completing this program, students will acquire the skills required to make a positive change in their career in a short period of time.

*70% of participants achieve positive career development in less than 2 years.*

02

### Develop a strategic and global vision of companies

TECH offers an in-depth overview of general management to understand how each decision affects each of the company's different functional areas.

*Our global vision of companies will improve your strategic vision.*

03

### Consolidate the student's senior management skills

Studying at TECH means opening the doors to a wide range of professional opportunities for students to position themselves as senior executives, with a broad vision of the international environment.

*You will work on more than 100 real senior management cases.*

04

### Take on new responsibilities

The program will cover the latest trends, advances and strategies, so that students can carry out their professional work in a changing environment.

*45% of graduates are promoted internally.*

05

### Access to a powerful network of contacts

TECH connects its students to maximize opportunities. Students with the same concerns and desire to grow. Therefore, partnerships, customers or suppliers can be shared.

*You will find a network of contacts that will be instrumental for professional development.*

06

### Thoroughly develop business projects

Students will acquire a deep strategic vision that will help them develop their own project, taking into account the different areas in companies.

*20% of our students develop their own business idea.*

07

### Improve soft skills and management skills

TECH helps students apply and develop the knowledge they have acquired, while improving their interpersonal skills in order to become leaders who make a difference.

*Improve your communication and leadership skills and enhance your career.*

08

### Be part of an exclusive community

Students will be part of a community of elite executives, large companies, renowned institutions, and qualified professors from the most prestigious universities in the world: the TECH Global University community.

*We give you the opportunity to train with a team of world renowned teachers.*

# 04 Objectives

This program is designed to strengthen the student's skills in Data Visualization, as well as to acquire new skills that will be essential in their professional development and work success focused on this digital environment. After completing the program, the professional will be able to elaborate a correct visualization of the data obtained from a company or business, knowing how to make a correct use of the graphs and enhancing the elements to be highlighted. All this from an innovative perspective and with a unique business vision focused on corporate data management.



“

*The future of data analytics could be in your hands. Master the skills to understand how to make good use of them and determine ways to visualize them correctly”*

TECH makes the objectives of its students its own.  
Working together to achieve them.

The **Postgraduate Certificate in Data Visualization** enables students to:

01

Analyze data visualization,  
its types and sets

02

Determine the elements that make  
up a data visualization





03

Identify the different types of representation most commonly used in data analysis and the tools that exist to apply them

04

Address the future of data analysis

05

# Structure and Content

The Postgraduate Certificate in Data Visualization is an exceptional program that challenges the professional by directing their attention to success in this competitive environment based on the possibilities offered by business intelligence focused on data information. It is a program that has been structured in such a way that the student not only acquires all the knowledge and skills they need, but also presents a unique and stimulating experience that will take them to the top of their professional capacity, becoming a key figure in any company today.



“

*Learn to determine how to propose, communicate and elaborate business or business transformation models, justifying their benefits and their opportunity for organizations"*

## Syllabus

The Postgraduate Certificate in Data Visualization at TECH Global University is an intensive program that prepares students to face challenges and strategic decisions in the corporate environment with business intelligence tools, that is, data management. Therefore, the content of the program is designed to make use of the possible applications of Business Intelligence (BI) in the enterprise.

Throughout 150 hours of preparation, the student analyzes a multitude of practical cases through individual work and teamwork. It is, therefore, an authentic immersion in real business situations.

In this way, this Postgraduate Certificate deals in depth with the concept of Data Visualization to implement it in business management so that it brings positive results to the company, from a disruptive, complete and up to date perspective, focused on solving the real needs of the business world. It is designed to specialize professionals who understand the data world with a strategic, international and innovative approach.

A syllabus that has been fully designed for the student, focused on their professional improvement, preparing them to achieve excellence. A program that understands both the needs of the student and the company, through innovative content based on the latest trends, supported by the best educational methodology and an exceptional faculty.

This Postgraduate Certificate is developed over 6 week and is divided into 1 module:

### Module 1

### Data Visualization



### Where, when and how is it taught?

TECH offers its students the possibility of taking this program completely online. Throughout the six week of training, they will be able to access all the program contents at any time, allowing them to self manage their own study time.

*A unique, key, and decisive educational experience to boost your professional development and make the definitive leap.*

## Module 1. Data Visualization

### 1.1. Data Visualization

- 1.1.1. Data Visualization
- 1.1.2. Importance of Data Analysis and Visualization
- 1.1.3. Evolution

### 1.2. The Design

- 1.2.1. Use of Color
- 1.2.2. Composition and Typography
- 1.2.3. Recommendations

### 1.3. Types of Data

- 1.3.1. Qualitative
- 1.3.2. Quantitative
- 1.3.3. Temporary Data

### 1.4. Data Sets

- 1.4.1. Files
- 1.4.2. Databases
- 1.4.3. *Open Data*
- 1.4.4. *Streaming Data*

### 1.5. Common Types of Representation

- 1.5.1. Columns
- 1.5.2. Bars
- 1.5.3. Lines
- 1.5.4. Areas
- 1.5.5. Dispersion

### 1.6. Advanced Types of Representation

- 1.6.1. Circular
- 1.6.2. Rings
- 1.6.3. Bubbles
- 1.6.4. Maps

### 1.7. Application by Area

- 1.7.1. Political Science and Sociology
- 1.7.2. Science
- 1.7.3. Marketing
- 1.7.4. Health and Well being
- 1.7.5. Meteorology
- 1.7.6. Business and Finance

### 1.8. *Storytelling*

- 1.8.1. *Importance of Storytelling*
- 1.8.2. *History of Storytelling*
- 1.8.3. *Application of Storytelling*

### 1.9. Visualization Software

- 1.9.1. Paid
- 1.9.2. Free
- 1.9.3. Online
- 1.9.4. Free Software

### 1.10. The Future of Data Visualization

- 1.10.1. Virtual Reality
- 1.10.2. Augmented Reality
- 1.10.3. Artificial Intelligence

“

*Identifying the application areas of data analytics and presenting the principles of Data Visualization design will be two of your star functions that will make you stand out in your profession"*

06

# Study Methodology

TECH is the world's first university to combine the **case study** methodology with **Relearning**, a 100% online learning system based on guided repetition.

This disruptive pedagogical strategy has been conceived to offer professionals the opportunity to update their knowledge and develop their skills in an intensive and rigorous way. A learning model that places students at the center of the educational process giving them the leading role, adapting to their needs and leaving aside more conventional methodologies.



“

*TECH will prepare you to face new challenges in uncertain environments and achieve success in your career”*

## The student: the priority of all TECH programs

In TECH's study methodology, the student is the main protagonist.

The teaching tools of each program have been selected taking into account the demands of time, availability and academic rigor that, today, not only students demand but also the most competitive positions in the market.

With TECH's asynchronous educational model, it is students who choose the time they dedicate to study, how they decide to establish their routines, and all this from the comfort of the electronic device of their choice. The student will not have to participate in live classes, which in many cases they will not be able to attend. The learning activities will be done when it is convenient for them. They can always decide when and from where they want to study.

“

*At TECH you will NOT have live classes  
(which you might not be able to attend)”*



### The most comprehensive study plans at the international level

TECH is distinguished by offering the most complete academic itineraries on the university scene. This comprehensiveness is achieved through the creation of syllabi that not only cover the essential knowledge, but also the most recent innovations in each area.

By being constantly up to date, these programs allow students to keep up with market changes and acquire the skills most valued by employers. In this way, those who complete their studies at TECH receive a comprehensive education that provides them with a notable competitive advantage to further their careers.

And what's more, they will be able to do so from any device, pc, tablet or smartphone.

“*TECH's model is asynchronous, so it allows you to study with your pc, tablet or your smartphone wherever you want, whenever you want and for as long as you want*”

## Case Studies and Case Method

The case method has been the learning system most used by the world's best business schools. Developed in 1912 so that law students would not only learn the law based on theoretical content, its function was also to present them with real complex situations. In this way, they could make informed decisions and value judgments about how to resolve them. In 1924, Harvard adopted it as a standard teaching method.

With this teaching model, it is students themselves who build their professional competence through strategies such as Learning by Doing or Design Thinking, used by other renowned institutions such as Yale or Stanford.

This action-oriented method will be applied throughout the entire academic itinerary that the student undertakes with TECH. Students will be confronted with multiple real-life situations and will have to integrate knowledge, research, discuss and defend their ideas and decisions. All this with the premise of answering the question of how they would act when facing specific events of complexity in their daily work.



## Relearning Methodology

At TECH, case studies are enhanced with the best 100% online teaching method: Relearning.

This method breaks with traditional teaching techniques to put the student at the center of the equation, providing the best content in different formats. In this way, it manages to review and reiterate the key concepts of each subject and learn to apply them in a real context.

In the same line, and according to multiple scientific researches, reiteration is the best way to learn. For this reason, TECH offers between 8 and 16 repetitions of each key concept within the same lesson, presented in a different way, with the objective of ensuring that the knowledge is completely consolidated during the study process.

*Relearning will allow you to learn with less effort and better performance, involving you more in your specialization, developing a critical mindset, defending arguments, and contrasting opinions: a direct equation to success.*



## A 100% online Virtual Campus with the best teaching resources

In order to apply its methodology effectively, TECH focuses on providing graduates with teaching materials in different formats: texts, interactive videos, illustrations and knowledge maps, among others. All of them are designed by qualified teachers who focus their work on combining real cases with the resolution of complex situations through simulation, the study of contexts applied to each professional career and learning based on repetition, through audios, presentations, animations, images, etc.

The latest scientific evidence in the field of Neuroscience points to the importance of taking into account the place and context where the content is accessed before starting a new learning process. Being able to adjust these variables in a personalized way helps people to remember and store knowledge in the hippocampus to retain it in the long term. This is a model called Neurocognitive context-dependent e-learning that is consciously applied in this university qualification.

In order to facilitate tutor-student contact as much as possible, you will have a wide range of communication possibilities, both in real time and delayed (internal messaging, telephone answering service, email contact with the technical secretary, chat and videoconferences).

Likewise, this very complete Virtual Campus will allow TECH students to organize their study schedules according to their personal availability or work obligations. In this way, they will have global control of the academic content and teaching tools, based on their fast-paced professional update.



*The online study mode of this program will allow you to organize your time and learning pace, adapting it to your schedule”*

### The effectiveness of the method is justified by four fundamental achievements:

1. Students who follow this method not only achieve the assimilation of concepts, but also a development of their mental capacity, through exercises that assess real situations and the application of knowledge.
2. Learning is solidly translated into practical skills that allow the student to better integrate into the real world.
3. Ideas and concepts are understood more efficiently, given that the example situations are based on real-life.
4. Students like to feel that the effort they put into their studies is worthwhile. This then translates into a greater interest in learning and more time dedicated to working on the course.

## The university methodology top-rated by its students

The results of this innovative teaching model can be seen in the overall satisfaction levels of TECH graduates.


The students' assessment of the teaching quality, the quality of the materials, the structure of the program and its objectives is excellent. Not surprisingly, the institution became the top-rated university by its students according to the global score index, obtaining a 4.9 out of 5.

*Access the study contents from any device with an Internet connection (computer, tablet, smartphone) thanks to the fact that TECH is at the forefront of technology and teaching.*

*You will be able to learn with the advantages that come with having access to simulated learning environments and the learning by observation approach, that is, Learning from an expert.*



As such, the best educational materials, thoroughly prepared, will be available in this program:



#### Study Material

All teaching material is produced by the specialists who teach the course, specifically for the course, so that the teaching content is highly specific and precise.

This content is then adapted in an audiovisual format that will create our way of working online, with the latest techniques that allow us to offer you high quality in all of the material that we provide you with.



#### Practicing Skills and Abilities

You will carry out activities to develop specific competencies and skills in each thematic field. Exercises and activities to acquire and develop the skills and abilities that a specialist needs to develop within the framework of the globalization we live in.



#### Interactive Summaries

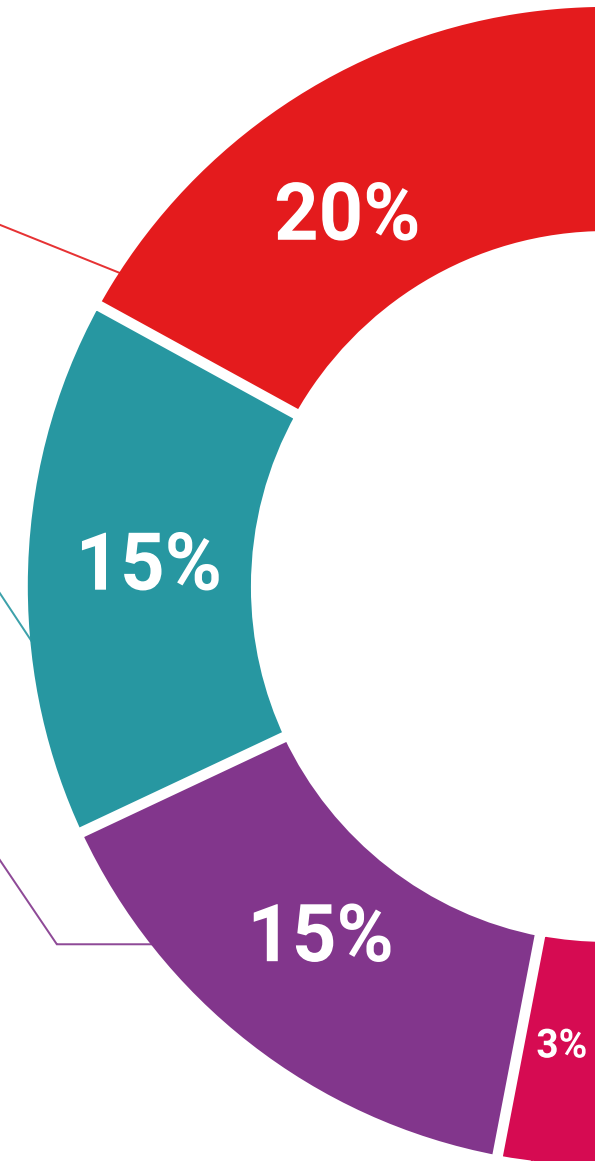
We present the contents attractively and dynamically in multimedia lessons that include audio, videos, images, diagrams, and concept maps in order to reinforce knowledge.

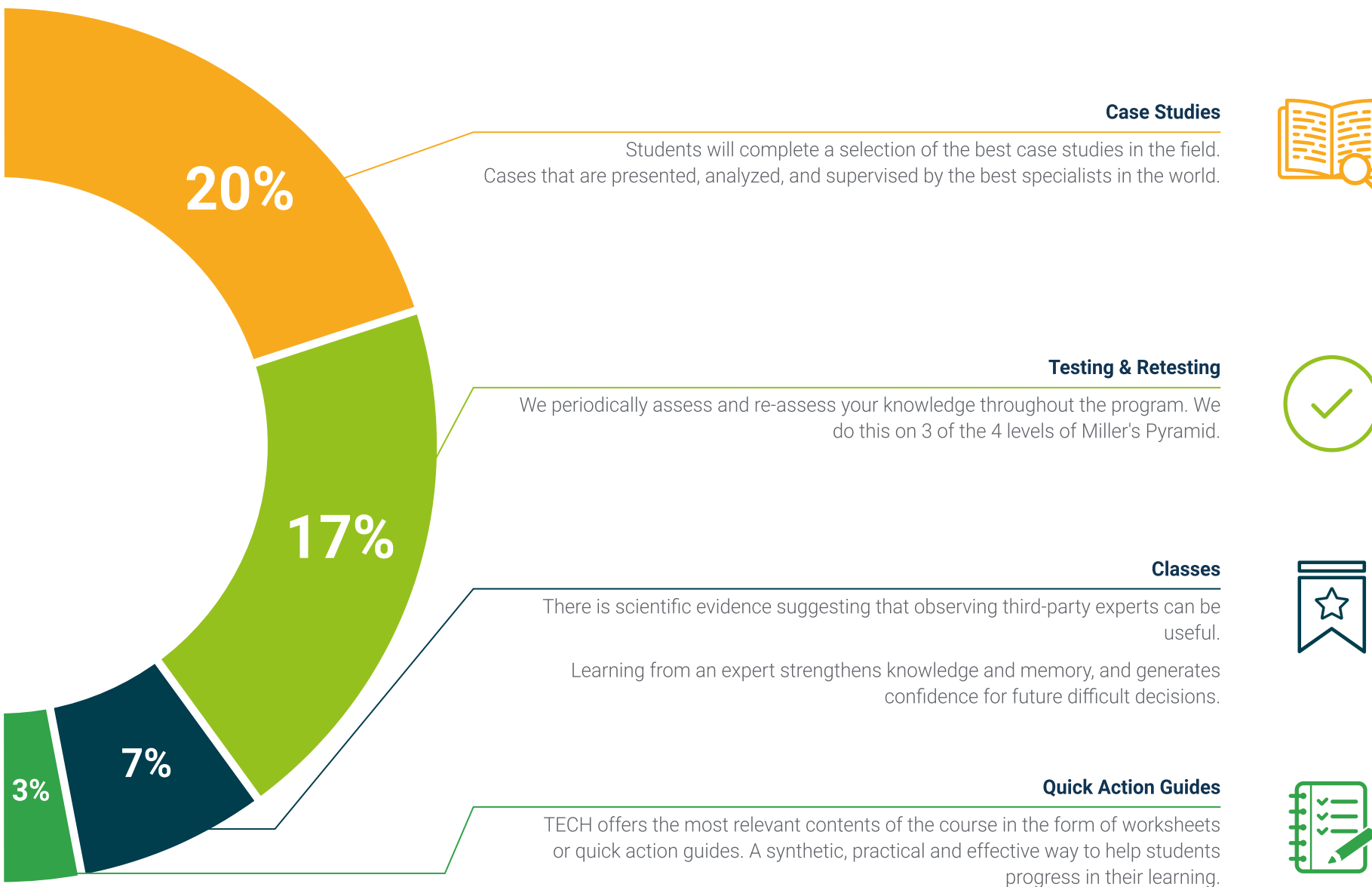
This exclusive educational system for presenting multimedia content was awarded by Microsoft as a "European Success Story".



#### Additional Reading

Recent articles, consensus documents, international guides... In our virtual library you will have access to everything you need to complete your education.





07

# Our Students' Profiles

The Postgraduate Certificate in Data Visualization is aimed at computer engineers who wish to reorient their work towards the world of business intelligence, or established professionals in the field of BI who need to update, deepen and improve their skills and knowledge.

On the other hand, the diversity of participants with different academic profiles and from multiple nationalities makes up the multidisciplinary approach of this program, with global involvement.

In addition, professionals with a degree in any area and two years of work experience in the field of BI or business may also study the Postgraduate Certificate.



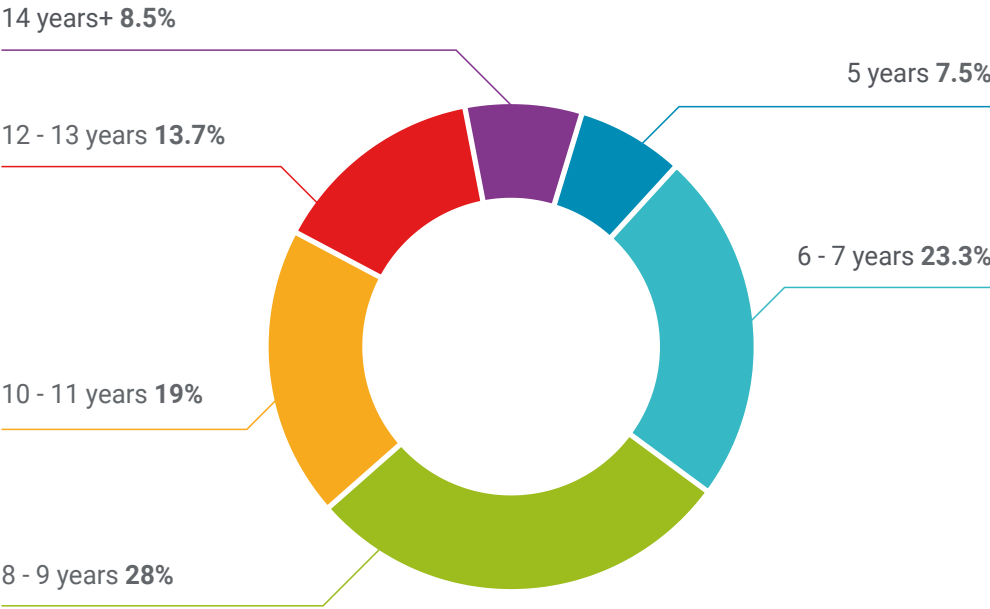
“

*Boost your data skills and you thrive in the workplace. TECH helps you achieve and enhance them”*

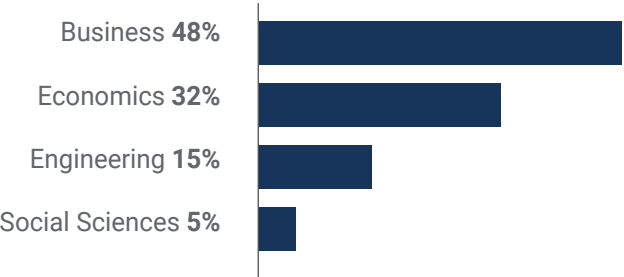
Average Age

Between **35** and **45** years old

Years of Experience



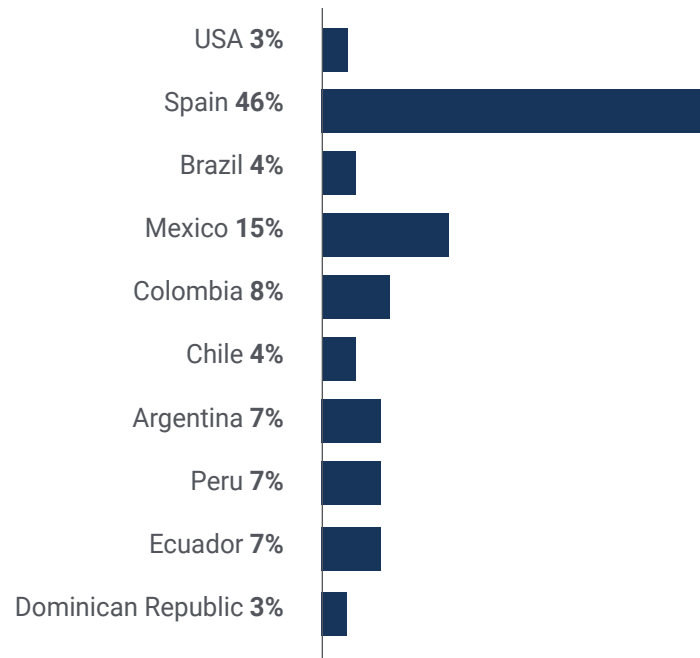
Training



Academic Profile



## Geographical Distribution



## Iris Benjumea

Data Analyst

*"Thanks to this TECH Postgraduate Certificate, I have updated my knowledge in Data Visualization, a field towards which I recently oriented myself in order to achieve professional growth. It is a program with practical examples that makes it easy to understand, and it is online, which fits very well with my lifestyle. I am delighted and will repeat with another program for sure"*

08

# Course Management

In order to establish quality criteria with high global standards, we have a group of professional experts who will provide the best education to future graduates. This program's faculty is made up of prestigious experts who will boost the student's professional career. The combination of experience and theory is part of the academic transformation anywhere in the world. In this way, they will have the certainty and confidence of receiving the most complete and effective knowledge in the market, being able to put it into practice in their professional environment.



“

*An impressive teaching team, made up  
of professionals from different skill areas”*

## International Guest Director

Mick Gram is synonymous with innovation and excellence in the field of **Business Intelligence internationally**. His successful career is linked to leadership positions in multinationals such as **Walmart and Red Bull**. Likewise, this expert stands out for his vision to **identify emerging technologies** that, in the long term, achieve an everlasting impact in the corporate environment.

On the other hand, the executive is considered a **pioneer in the use of data visualization techniques that simplified complex sets**, making them accessible and facilitating decision making. This ability became the pillar of his professional profile, transforming him into a desired asset for many organizations that bet on **gathering information and generating concrete actions** from them.

One of his most outstanding projects in recent years has been the Walmart Data Cafe platform, the largest of its kind in the world that is anchored in the cloud aimed at **Big Data analysis**. In addition, he has held the position of **Director of Business Intelligence at Red Bull**, covering areas such as **Sales, Distribution, Marketing and Supply Chain Operations**. His team was recently recognized for its constant innovation regarding the use of Walmart Luminat's new API for Shopper and Channel insights.

In terms of education, the executive has several Master's degrees and postgraduate studies at prestigious centers such as the **University of Berkeley**, in the United States, and the **University of Copenhagen**, in Denmark. Through this continuous updating, the Postgraduate Diploma has achieved cutting-edge competencies. Thus, he has come to be considered a **born leader of the new global economy**, centered on the impulse of data and its infinite possibilities.



## Mr. Gram, Mick

---

- Business Intelligence Solutions Architect for Walmart Data Café
- Independent Business Intelligence and Data Science Consultant
- Business Intelligence Director at Capgemini
- Chief Analyst at Nordea
- Chief Business Intelligence Consultant for SAS
- Executive Education in AI and Machine Learning at UC Berkeley College of Engineering
- Executive MBA in e-commerce at the University of Copenhagen
- Bachelor's Degree and Professional Master's Degree in Mathematics and Statistics at the University of Copenhagen

“

*Thanks to TECH, you will be able to learn with the best professionals in the world”*

## Management



### Dr. Peralta Martín-Palomino, Arturo

- ♦ CEO and CTO at Prometheus Global Solutions
- ♦ CTO en Corporate Technologies in Corporate Technologies
- ♦ CTO in AI Shephers GmbH
- ♦ Doctorate in Psychology from the University of Castilla La Mancha
- ♦ PhD in Economics, Business and Finance from the Camilo José Cela University. Outstanding Award in her PhD
- ♦ PhD in Psychology, University of Castilla La Mancha
- ♦ Master's Degree in Advanced Information Technologies from the University of Castilla La Mancha
- ♦ Master MBA+E (Master's Degree in Business Administration and Organisational Engineering) from the University of Castilla la Mancha
- ♦ Associate lecturer, teaching undergraduate and master's degrees in Computer Engineering at the University of Castilla la Mancha
- ♦ Professor of the Master in Big Data and Data Science at the International University of Valencia
- ♦ Lecturer of the Master's Degree in Industry 4.0 and the Master's Degree in Industrial Design and Product Development
- ♦ Member of the SMILe Research Group of the University of Castilla la Mancha



## Professors

### Mr. Catalán Ramírez, Raúl Luis

- ◆ Interface Designer and Analyst/Programmer at Prometeus Global Solutions
- ◆ Freelance designer and programmer
- ◆ Designer at Mille Cunti Association
- ◆ Graduated in Graphic Design at the EA. Pedro Almodóvar Teaching Experience
- ◆ CMS web implementation and management Professional Experience

09

# Impact on Your Career

TECH is aware that studying a program like this entails great economic, professional and, of course, personal investment. The ultimate goal of this major effort should be to grow professionally, to be one step ahead. TECH is committed to helping students achieve this objective through the design of competitive programs with the best experts in the sector.



“

*Knowing how to identify the different types of representation most commonly used in data analysis and the tools that exist to apply them will help you grow in your job"*

## Are you ready to take the leap? Excellent professional development awaits

TECH's Postgraduate Certificate in Data Visualization is an intensive program that prepares students to face challenges and business decisions in a competitive environment full of strategies, metadata and the latest advances in technology to boost the management of a company through Business Intelligence and Artificial Intelligence.

Therefore, its purpose is to promote the personal and professional growth of the student so that they may prosper in this field of work.

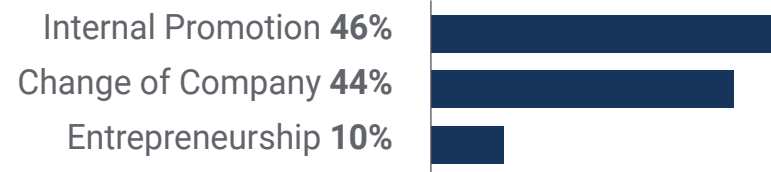
*Examining storytelling  
as a Data Visualization  
tool is a safe bet that will  
yield positive reviews.*

*Reach your career goal  
by specializing in Data  
Visualization with this  
complete program  
offered by TECH.*

### When the change occurs



### Type of change



## Salary increase

---

This program represents a salary increase of more than **25%** for our students.



10

# Benefits for Your Company

The Postgraduate Certificate in Data Visualization contributes to elevate the organization's talent to its maximum potential by training high level leaders. Studying this Postgraduate Certificate is, therefore, a unique opportunity to access a powerful network of contacts in which to find future professional partners, customers or suppliers thanks to the possibilities offered by Data Visualization today.



“

*With this TECH Postgraduate Certificate, you will equip your professionals with the skills to take on new challenges and thus boost the organization"*

Developing and retaining talent in companies is the best long-term investment.

01

### Intellectual Capital and Talent Growth

The professional will introduce the company to new concepts, strategies, and perspectives that can bring about significant changes in the organization.

---

02

### Retaining high potential executives to avoid talent drain

This program strengthens the link between the company and the professional and opens new avenues for professional growth within the company.

03

### Building agents of change

You will be able to make decisions in times of uncertainty and crisis, helping the organization overcome obstacles.

---

04

### Increased international expansion possibilities

Thanks to this program, the company will come into contact with the main markets in the world economy.



05

### **Project Development**

The professional can work on a real project or develop new projects in the field of BI, *Big Data* or data analysis.

---

06

### **Increased competitiveness**

This Postgraduate Certificate will equip your professionals with the skills to take on new challenges and thus drive the organization forward.

# 11 Certificate

The Postgraduate Certificate in Data Visualization guarantees students, in addition to the most rigorous and up-to-date education, access to a Postgraduate Certificate issued by TECH Global University.



“

*Successfully complete this program and receive your university qualification without having to travel or fill out laborious paperwork”*

This private qualification will allow you to obtain a **Postgraduate Certificate in Data Visualization** endorsed by **TECH Global University**, the world's largest online university.

**TECH Global University** is an official European University publicly recognized by the Government of Andorra ([official bulletin](#)). Andorra is part of the European Higher Education Area (EHEA) since 2003. The EHEA is an initiative promoted by the European Union that aims to organize the international training framework and harmonize the higher education systems of the member countries of this space. The project promotes common values, the implementation of collaborative tools and strengthening its quality assurance mechanisms to enhance collaboration and mobility among students, researchers and academics.

This **TECH Global University** private qualification is a European program of continuing education and professional updating that guarantees the acquisition of competencies in its area of knowledge, providing a high curricular value to the student who completes the program.

Title: **Postgraduate Certificate in Data Visualization**

Modality: **online**

Duration: **6 Weeks**

Accreditation: **6 ECTS**



future  
health confidence people  
education information tutors  
guarantee accreditation teaching  
institutions technology learning  
community commitment  
personalized service innovation  
knowledge present  
development language  
virtual classroom



## Postgraduate Certificate Data Visualization

- » Modality: online
- » Duration: 6 weeks
- » Certificate: TECH Global University
- » Accreditation: 6 ECTS
- » Schedule: at your own pace
- » Exams: online

# Postgraduate Certificate Data Visualization

