

Postgraduate Certificate
Pediatric Orthopedics
and Oncologic Pathology





Postgraduate Certificate Pediatric Orthopedics and Oncologic Pathology

- » Modality: online
- » Duration: 6 weeks
- » Certificate: TECH Technological University
- » Dedication: 16h/week
- » Schedule: at your own pace
- » Exams: online

Website: www.techtute.com/us/physiotherapy/postgraduate-certificate/pediatric-orthopedics-oncologic-pathology

Index

01

Introduction

p. 4

02

Objectives

p. 8

03

Course Management

p. 12

04

Structure and Content

p. 22

05

Methodology

p. 26

06

Certificate

p. 34

01

Introduction

This intensive program covers the main topics of current Children's Orthopedics and Oncologic Pathology in such a way that whoever masters them will be prepared to work in this field in any hospital in the world. Therefore, it is not just another diploma in your backpack, but a real learning tool to approach the topics of the specialty in a modern, objective way and with the ability to make a judgment based on today's most cutting-edge literature.



“

Learn the latest treatments for the main musculoskeletal injuries in children”

Tumors of the musculoskeletal system are very common in children and are a frequent cause of great concern for our patients and especially for their parents. Knowledge of this pathology will determine the speed of diagnosis, the peace of mind and security that we can bring to our patients and their families and, finally, the best possible treatment.

With this intensive education you will develop the necessary skills to make a detailed, early diagnosis and guide the treatment in an appropriate manner in the main musculoskeletal injuries that appear in children.

Rehabilitation in children and adolescents with cerebral palsy or other neurological pathologies is supported by different orthopedic devices, such as orthoses or walking aids. This Postgraduate Certificate is intended to update and expand the knowledge of highly qualified physical therapy professionals.

This **Postgraduate Certificate in Pediatric Orthopedics and Oncologic Pathology** contains the most complete and up-to-date scientific program on the market. Its most notable features are:

- ♦ Developing practical cases presented by experts in Pediatric Orthopedics
- ♦ The graphic, schematic, and practical contents with which they are created, provide scientific and practical information on the disciplines that are essential for professional development
- ♦ The latest developments in Pediatric Orthopedics
- ♦ Practical exercises where the self-assessment process can be carried out to improve learning
- ♦ Special emphasis on innovative methodologies in Pediatric Orthopedics
- ♦ Theoretical lessons, questions to the expert, debate forums on controversial topics, and individual reflection assignments
- ♦ Content that is accessible from any fixed or portable device with an internet connection



This 100% online Postgraduate Certificate will allow you to combine your studies with your professional work while increasing your knowledge in this field"

“ *Professionals must update their knowledge with training courses such as this one, where they will find the main novelties in the field*”

The teaching staff includes professionals from the field of Pediatric Orthopedics, who bring their experience to this training, as well as renowned specialists from leading societies and prestigious universities.

Its multimedia content, developed with the latest educational technology, will allow physiotherapists situated and contextual learning, i.e. a simulated environment that will provide immersive education programmed to train for real situations.

This program is designed around Problem-Based Learning, whereby the professional must try to solve the different professional practice situations that arise throughout the program. For this, the physical therapist specialized in Pediatric Orthopedics will have the help of an innovative interactive video system made by recognized experts in the field of Pediatric Orthopedics and with great experience.

You will specialize under the guidance of professionals with extensive experience in children's orthopedics, who will guide you throughout the educational process.

If you want to improve your daily practice, don't hesitate to broaden your knowledge with this intensive training.



02 Objectives

The Pediatric Orthopedics and Oncologic Pathology program is designed to facilitate the professional's performance at the highest academic level, with this intensive specialization that includes the latest advances and most innovative treatments in the sector. A unique opportunity for education with the best professionals and the most innovative and up to date didactic content.





“

Leading professionals in the field have come together to teach you the latest advances in Pediatric Orthopedics”



General Objective

- Learn how to make a comprehensive and early diagnosis, and guide the treatment of the main musculoskeletal injuries that appear in children

“

Our goal is to achieve academic excellence and to help you achieve it too"





Specific Objectives

- ♦ Appropriately guide the diagnostic study of this lesion, and if a musculoskeletal biopsy is necessary, learn how to perform it
- ♦ Learn the latest treatments for the main musculoskeletal injuries in children



03

Course Management

The program includes in its teaching staff renowned experts in Pediatric Orthopedics, who contribute their work experience to this training. Additionally, other recognized experts participate in its design and preparation, completing the program in an interdisciplinary manner.



“

*A unique opportunity to specialize
in a sector with a high demand for
professionals with extensive experience”*

Management



Dr. Palazón Quevedo, Ángel

- ♦ Head of the Pediatric Orthopedics Service at the Niño Jesús University Hospital
- ♦ Medical specialist in Orthopedic Surgery and Traumatology with wide and recognized professional experience in the field of O.S.T. for children and adults
- ♦ Doctoral course in Pediatrics with the following Doctoral Thesis project: "Long-term follow-up of surgically repaired hip dysplasias in infancy"
- ♦ Degree in Medicine and Surgery from the Complutense University of Madrid and Medical Specialist in O.S.T. via MIR at the San Juan Clinical University Hospital (Alicante-Valencian Community)
- ♦ Permanent member of the SECOT since 1999
- ♦ Member of the SEOP since 2014
- ♦ Collaborator with the SECOT board of directors since 2004-06 for the interactive dissemination of the speciality

Professors

Dr. Abril Martín, Juan Carlos

- ♦ Graduate in Medicine and Surgery from the University of Valladolid
- ♦ Specialist in Traumatology and Orthopedic Surgery. Jiménez Díaz Foundation Madrid
- ♦ Faculty Area Specialist of O.S.T. at Insalud hospitals

Dr Egea Gámez, Rosa María

- ♦ Attending Physician of the Orthopedics and Traumatology Department of the Niño Jesús Pediatric University Hospital
- ♦ Specialist in Orthopedic and Trauma Surgery
- ♦ Degree in Medicine and Surgery from the Complutense University of Madrid

Dr. Martínez Álvarez, Sergio

- ♦ Attending Physician of the Orthopedics and Traumatology Department of the Niño Jesús Pediatric University Hospital
- ♦ Head of the Upper Limb and Pediatric Hand Unit
- ♦ Specialist in Pediatric Orthopedic Surgery and Traumatology. La Princesa University Hospital

Dr Alves, Cristina

- ♦ Orthopedic Physician in the Pediatric Orthopedics Service. Pediatric Hospital - CHUC, EPE

Dr Ramírez Barragán, Ana

- ♦ Attending physician at the Traumatology and Orthopedic Surgery Service of the Niño Jesús Hospital
- ♦ PhD in Medicine from the University of Salamanca
- ♦ Degree in Medicine and Surgery from the Complutense University of Madrid
- ♦ Specialist in Traumatology and Orthopedic Surgery
- ♦ Member of the Spanish Society of Pediatric Orthopedics (SEOP)
- ♦ Member of the Spanish Society of Orthopedic Surgery and Traumatology (SECOT)

Dr. Abad Lara, José Antonio

- ♦ Degree in Medicine and Surgery from the University of Córdoba
- ♦ Specialist in Pediatric Orthopedic Surgery and Traumatology, with exclusive dedication to the management of pediatric orthopedic conditions in the Pediatric Orthopedics Unit of the Hospital Universitario Reina Sofia
- ♦ Coordinator of the Children's Orthopedics Unit of the Hospital Universitario Reina Sofia until 2018

Dr. Alonso Hernández, Javier

- ♦ Medical specialist in Traumatology and Orthopedic Surgery
- ♦ Assistant to the Pediatric Orthopedics Service of the Niño Jesús Hospital in Madrid
- ♦ Head of the Pediatric Traumatology and Orthopedics Unit at the CEMTRO Clinic in Madrid
- ♦ Specialized in Pediatric Traumatology and Orthopedics and in Pediatric Sports Traumatology

Dr Del Cura Varas, Marisol

- ♦ Attending Physician of the Orthopedic Surgery and Traumatology Department of Hospital Ramón y Cajal (Madrid)
- ♦ Degree in Medicine at the U.A.M. (Universidad Autónoma de Madrid)

Dr. Álvaro Alonso, Alberto

- ♦ Degree in Medicine from the Complutense University of Madrid.
- ♦ Medical specialist in Traumatology and Orthopedic Surgery. Gregorio Marañón General University Hospital. Madrid
- ♦ Neurosurgery coordinator at the Gregorio Marañón General University Hospital. Madrid

Dr. Budke Neukamp, Marcelo

- ♦ Degree in Medicine and Surgery from the Faculty of Medicine of the Federal De Pelotas University in Río Grande do Sul (Brazil)
- ♦ PhD in Surgery. Autonomous University of Madrid
- ♦ Neurosurgery Attending Physician. Niño Jesús Pediatric University Hospital

Dr. Cabello Blanco, Juan

- ♦ Specialist in Orthopedic Surgery and Traumatology. Residency at the La Paz University Hospital of Madrid
- ♦ Degree in Medicine from the Complutense University of Madrid.
- ♦ Private practice in Pediatric Traumatology and Orthopedics Internacional Ruber Clinic

Dr. Chorbadjian Alonso, Gonzalo Andrés

- ♦ Surgeon at the Universidad de Santiago de Chile
- ♦ Specialist in Orthopedics and Traumatology at the Universidad de Chile
- ♦ Sub-speciality fellow in Neuro-Orthopedics. Hospital Infantil Universitario Niño Jesús, Universidad Autónoma de Madrid

Dr. Castañeda, Pablo G

- ♦ Professor of Orthopedic Surgery - New York University
- ♦ Head of the unit of pediatric orthopedic surgery. New York University. Hassenfeld Children's Hospital
- ♦ Medical Surgeon graduated from the Universidad Nacional Autonoma de Mexico through the Universidad Anahuac
- ♦ Specialized in Orthopedics and Traumatology from the National Autonomous University of Mexico
- ♦ Sub-specialized in hip and knee reconstructive surgery by the University of Oxford, Nuffield Orthopaedic Centre, Oxford, England
- ♦ Sub-specialized in Pediatric Orthopedics by the Baylor University, Houston, Texas, USA

Dr. Clemente Garulo, Daniel

- ♦ Attending physician at the Pediatric Rheumatology Unit of the Hospital Infantil Universitario Niño Jesús
- ♦ PhD in Health Sciences from the Universidad Camilo José Cela
- ♦ Degree in Medicine and Surgery from the Faculty of Medicine of the Universidad de Alcalá
- ♦ Active member of the Spanish Society of Rheumatology (SER) and the Spanish Society of Pediatric Rheumatology (SERPE)

Dr. De Pablos Fernández, Julio

- ♦ Fellow in Pediatric Orthopedic Surgery at the Alfred I DuPont Institute, Wilmington, Delaware, USA
- ♦ Associate Professor of Orthopedic Surgery and Traumatology at the Universidad de Navarra
- ♦ PhD in Medicine and Surgery from the Universidad de Navarra
- ♦ Author of the following books: "Growth cartilage lesions", "Bone elongation methods and their uses" and "Angular deformities in children and teenagers"

Dr. Downey Carmona, Francisco Javier

- ♦ Specialist in Orthopedic Surgery and Traumatology at the Hospital Universitario de Valme
- ♦ Graduate in Medicine and Surgery from the University of Seville
- ♦ Research proficiency obtained after completing the doctoral program

Dr. Duart Clemente, Julio

- ♦ Orthopedic Surgery and Traumatology assistant at the Complejo Hospitalario de Navarra
- ♦ PhD in Medicine and Surgery from the Universidad de Navarra
- ♦ Graduate in Medicine and Surgery from the Universidad de Navarra
- ♦ Resident Intern at the Universidad de Navarra clinic
- ♦ Associate Professor of Orthopedic Surgery and Traumatology. Navarra University

Dr Espinazo Arce, Olga

- ♦ Head of the Pediatric Orthopedics unit of the O.S.T. Service of Basurto Hospital
- ♦ Degree from the Faculty of Medicine at the Basque Country University
- ♦ Orthopedic Surgery and Traumatology service of Basurto Hospital

Dr. Farrington Rueda, David M

- ♦ Degree in Medicine and Surgery. University of Seville
- ♦ Faculty specialist at the Department of Pediatric Orthopedic Surgery and Traumatology. Valme University Hospital
- ♦ Head of the Department of Orthopedic Surgery and Traumatology. Hospital San Juan de Dios del Aljarafe
- ♦ Head of the Pediatric Orthopedic Surgery and Traumatology Department. Virgen del Rocío University Hospital



Dr. Fernandes de Carvalho, Marcos António

- ◆ Degree in Medicine from the Faculty of Medicine at the University of Cantabria
- ◆ Specific training in Orthopedics and Traumatology at the Hospital and University Center of Coimbra
- ◆ Specialized in Pediatric Orthopedics at the Pediatric Hospital CHUC, EP

Dr. Fernández Pineda, Israel

- ◆ Faculty area specialist in Pediatric Surgery at the Department of Pediatric Surgery of the Virgen del Rocío Pediatric University Hospital
- ◆ Fellowship in Pediatric Oncological Surgery at St. Jude Children's Research Hospital
- ◆ Degree in Medicine from the Complutense University of Madrid

Dr. Fraga Collarte, Manuel

- ◆ Attending Physician at the Department of Orthopedic Surgery and Traumatology
- ◆ Degree in Medicine from the University of Santiago de Compostela

Dr Galán Olleros, María

- ◆ Resident in Orthopedics and Traumatology. San Carlos Clinical Hospital, Madrid, Spain
- ◆ SECOT Foundation award winner for Clinical Research in 2020
- ◆ Best paper published in the Spanish Journal of Orthopedic Surgery and Traumatology in 2019
- ◆ SECOT Foundation award winner for Clinical Research in 2018

Dr García Carrión, Alicia

- ◆ Degree in Medicine and Surgery. University of Castilla-La Mancha
- ◆ Specialist in Orthopedic Surgery and Traumatology. San Carlos Clinical Hospital
- ◆ Medical specialist in Traumatology and Pediatric Orthopedic Surgery at the CEMTRO Clinic

Dr. García Fontecha, César Galo

- ♦ Sant Joan de Déu hospital. Orthopedics / COTOrthopedics

Dr. Garríguez Pérez, Daniel

- ♦ Resident physician in Orthopedic Surgery and Traumatology at the San Carlos Clinical Hospital in Madrid
- ♦ Degree and Master's Degree in Medicine from the Autonomous University of Madrid

Dr. González Díaz, Rafael

- ♦ PhD in Medicine and Surgery from the University of Salamanca
- ♦ Specialist in Orthopedic Surgery and Traumatology at the Department of Traumatology and Orthopedic Surgery of the La Paz Hospital in Madrid
- ♦ Coordinator at the Rachis Unit of the Niño Jesús Pediatric University Hospital

Dr. González Morán, Gaspar

- ♦ Head of the Pediatric Orthopedics Unit. Service of Traumatology and Orthopedic Surgery. La Paz University Hospital, Madrid
- ♦ Degree in Medicine and Surgery. Navarra University
- ♦ Specialist in Traumatology and Orthopedic Surgery. La Princesa Hospital, Madrid

Dr. González-Herranz, Pedro

- ♦ Head of the Pediatric Orthopedics Unit - CSUR of the CHUAC
- ♦ Degree in Medicine and Surgery from the University of Navarra
- ♦ Specialist in Orthopedic and Trauma Surgery
- ♦ Trauma and Orthopedics professor at the University School of Physiotherapy of the ONCE"

Dr. Granado Llamas, Alberto

- ♦ Orthopedic Surgery and Traumatology resident at the Gómez Ulla Central Defense Hospital
- ♦ Medical Captain of the Military Health Corps on the Ordinary Officer Level
- ♦ Office of the Medical Lieutenant of the Military Health Corps on the Ordinary Officer Level, Specialist in Orthopedic Surgery and Traumatology

Dr Manzarbeitia Arroba, Paloma

- ♦ Specialist Physician at the Niño Jesus Hospital in Madrid
- ♦ MIR in Orthopedic Surgery and Traumatology: Toledo University Hospital Complex
- ♦ External Rotation Hand and Upper Limb Surgery Unit - Traumatology and Orthopedic Surgery Service of the HM Montepríncipe Hospital

Dr. Martí Ciruelos, Rafael

- ♦ Head of the Pediatric Orthopedics Department at the 12 Octubre Hospital
- ♦ Head of the Orthopedics and Pediatric Traumatology Unit at the Sanitas la Moraleja Hospital
- ♦ Degree in Medicine and Surgery from the Complutense University of Madrid
- ♦ Teacher of residents thanks to a MIR in Traumatology at teh 12 Octubre Hospital in Madrid

Dr. Martínez Caballero, Ignacio

- ♦ Head of a department within the Neuro-orthopedics Unit, Orthopedics and Traumatology Service, Niño Jesús Pediatric University Hospital
- ♦ PhD in Medicine and Surgery from the Autonomous University of Madrid
- ♦ Medical Coordinator of the Movement Analysis Laboratory of the Niño Jesús University Pediatric Hospital in Madrid since 2007

Dr. Martínez González, Carmen

- ♦ Degree in Medicine and Surgery. Autonomous University of Madrid
- ♦ Spine Unit. Pediatric Spine Deformation

Dr. Nieves Riveiro, David

- ♦ General and Digestive System Surgery Resident Intern. A Coruña University Hospital Complex
- ♦ Degree in Medicine from the University of Cantabria

Dr. Villa García, Ángel José

- ◆ Degree in Medicine and Surgery from the University of Salamanca
- ◆ Medical specialist in Traumatology and Orthopedic Surgery. Gregorio Marañón General University Hospital. Madrid
- ◆ Head of the Department of Traumatology and Pediatric Orthopedics at the Gregorio Marañón General University Hospital. Madrid
- ◆ Coordinator of the Pediatric Hip and Pediatric Musculoskeletal Oncology Department of the Gregorio Marañón General University Hospital. Madrid

Dr. Mediavilla Santos, Lydia

- ◆ Degree in Medicine and Surgery from the Complutense University of Madrid
- ◆ Medical specialist in Traumatology and Orthopedic Surgery. Gregorio Marañón General University Hospital. Madrid
- ◆ Musculoskeletal Oncology Faculty Specialist at the Gregorio Marañón General University Hospital. Madrid
- ◆ Pediatric Oncologic Musculoskeletal Faculty specialist at the Gregorio Marañón General University Hospital. Madrid

Dr. Miranda Gorozarri, Carlos

- ◆ Degree in Medicine and Surgery from the University of Alcalá, Madrid
- ◆ Specialist in Traumatology and Orthopedic Surgery. Asepeyo Monographic Hospital of Traumatology and Orthopedic Surgery (Madrid)
- ◆ Faculty Specialist for the pediatric traumatology and orthopedics service of the Niño Jesús Pediatric University Hospital

Dr. Muñoz Niharra, Borja

- ◆ Degree in Medicine from the Autonomous University Madrid
- ◆ Infanta Elena Hospital. Pediatric Orthopedics and Hip-Knee Unit
- ◆ CEMTRO Clinic. Pediatric Orthopedics Unit

Dr. Ortega García, Francisco Javier

- ◆ Degree in Medicine and Surgery. Autonomous University of Madrid
- ◆ Orthopedic Surgery and Traumatology specialist at the Doce de Octubre Hospital in Madrid, Traumatology II Service
- ◆ Attending Orthopedic Surgery and Traumatology physician at the Doce de Octubre Hospital

Dr. Patiño Contreras, José Luis

- ◆ Degree and Master's Degree in Medicine from the Complutense University of Madrid
- ◆ Master's Degree in clinical Reasoning and clinical skills, Alcalá University, Madrid
- ◆ Resident in orthopedic surgery and traumatology at the Fundación Alcorcón University Hospital - OST service

Dr Penelas Abelleira, Natalia

- ◆ Attending physician of the children's traumatology service at the Teresa Herrera Materno Infantil Hospital in A Coruña
- ◆ Degree in Medicine from the University of Santiago de Compostela
- ◆ Resident Intern Physician in Orthopedic Surgery and Traumatology at the University Hospital Complex in A Coruña

Dr. Pérez-López, Laura M

- ◆ Functional Unit of the Upper Extremity and Congenital Pathologies. Traumatology Unit. Department of Pediatric Orthopedic Surgery and Traumatology, Sant Joan de Déu Materno-Infantil Hospital, Barcelona, University of Barcelona
- ◆ Referent in Pediatric Orthopedic Surgery and Traumatology at Clínica Diagonal, MediFIATC

Dr. Pérez-Somarrriba Moreno, Álvaro

- ◆ Physiotherapist at the Therapy Unit and Movement Analysis Laboratory of the Niño Jesús Pediatric University Hospital
- ◆ Degree in Physiotherapy from San Pablo CEU University
- ◆ Expert in Myofascial Therapy. European University of Madrid
- ◆ Expert in Craniomandibular Dysfunction. San Pablo CEU University

Dr. Prato de Lima, Carlos Humberto

- Surgeon at the University of the Andes
- Traumatology and Orthopedics. Miguel Pérez Carreño Hospital in Caracas, Venezuela
- Pediatric Orthopedics, Children's Orthopedics Hospital, Caracas, Venezuela

Dr Quesada García, Belén

- Resident in Orthopedics Surgery and Traumatology at the Nuestra Señora del Prado Hospital in Talavera de la Reina
- Degree in Medicine from the Autonomous University Madrid
- Basic Course on Traumatic Hand and Elbow Pathologies
- OST Speciality Initiation Course (SECOT)

Dr Rodríguez del Real, María Teresa

- Degree in Medicine from the Autonomous University Madrid
- Resident in Orthopedic Surgery and Traumatology at the Severo Ochoa University Hospital (Leganés)

Dr Rojas Díaz, Libardo Enrique

- Physician and Surgeon at the University of Santander
- Internal Medicine Physician. University Hospital of Santander

Dr Rojo Santamaría, Rita

- Degree in Medicine and Surgery. Complutense University of Madrid
- Specialist in Orthopedic Surgery and Traumatology

Dr Ron Marqués, Alejandra

- Graduate in Medicine and Surgery. Complutense University of Madrid
- Specialist in Orthopedic Surgery and Traumatology
- Faculty area specialist of the Pediatric Orthopedics and Traumatology Unit at the University Hospital of Getafe



Dr Salcedo Montejo, María

- ♦ Medical Specialist in Orthopedic Surgery and Traumatology
- ♦ Member of the Multidisciplinary Unit of skeletal dysplasias at the La Paz Hospital
- ♦ Orthopedic Surgery and Traumatology service of the Pediatric Orthopedics Unit. La Paz University Hospital (Madrid)

Dr Salom Taverner, Marta

- ♦ Degree in Medicine and Surgery from the University of Valencia
- ♦ Specialist in Orthopedic Surgery and Traumatology. La Fe University Hospital of Valencia
- ♦ Attending physician at the La Fe University Hospital as a specialist practitioner

Dr. Sanpera Trigueros, Ignacio

- ♦ Head of the Orthopedic Surgery and Pediatric Traumatology Service at the Son Espases University Hospital
- ♦ Professor and Head of the Department of Medical-Surgical Pathology-Locomotor System. Associate Professor of Human Anatomy. Faculty of Medicine. University of the Balearic Islands
- ♦ Doctor of Medicine
- ♦ Degree in Medicine from the Autonomous University of Barcelona
- ♦ Vice-President of the European Society of Pediatric Orthopedics (EPOS)

Dr. Soldado Carrera, Francisco

- ♦ Head of the Department of Orthopedic Surgery and Pediatric Traumatology. Barcelona Childrens University Hospital HM nens
- ♦ Director of the Hand, Plexus and Pediatric Microsurgery Unit. Vall Hebron Barcelona Hospital Campus
- ♦ Department of Orthopedic Surgery and Pediatric Traumatology. Vall Hebron Barcelona Hospital Campus

Dr. Sosa González, Guillermo

- ♦ Degree in Medicine from the Autonomous University Madrid
- ♦ Medical specialist in Traumatology and Orthopedic Surgery. Gregorio Marañón General University Hospital. Madrid
- ♦ Faculty Specialist at the Department of Traumatology and Pediatric Orthopedics at the Gregorio Marañón General University Hospital. Madrid
- ♦ Pediatric Oncologic Musculoskeletal Faculty specialist at the Gregorio Marañón General University Hospital. Madrid

Dr. Vara Patudo, Isabel

- ♦ Degree in Medicine from the University of Alcalá
- ♦ Specialist in Orthopedic Surgery and Traumatology at the Príncipe de Asturias University Hospital, Alcalá de Henares, Madrid
- ♦ Attending Physician of the Orthopedic Surgery and Traumatology Department of the Niño Jesús Pediatric Hospital

Dr. Vilalta Vidal, Imma

- ♦ Assistant at the Orthopedic Surgery and Traumatology Department of the Sant Joan de Déu hospital. Esplugues de Llobregat. Barcelona
- ♦ Attending Physician at the Orthopedic Surgery and Traumatology Department of the Sant Joan de Déu Hospital in Barcelona
- ♦ Degree in Medicine and Surgery from the Autonomous University of Barcelona (UAB)
- ♦ Specialist in Orthopedic Surgery and Traumatology

Dr Hernández, Marta

- ♦ Degree in Medicine and Surgery from the Autonomous University of Madrid
- ♦ MIR in Orthopedic Surgery and Traumatology in Majadahonda (Madrid)

04

Structure and Content

The structure of the content has been designed by the best professionals in the Pediatric Orthopedics sector, with extensive experience and recognized prestige in the profession, backed by the volume of cases reviewed, studied, and diagnosed, and with extensive knowledge of new technologies applied to orthopedics.



“

This Postgraduate Certificate contains the most complete and up-to-date scientific program on the market”

Module 1. Tumours

- 1.1. Overview and Staging of Musculoskeletal Tumors
 - 1.1.1. Epidemiology
 - 1.1.2. Clinical presentation
 - 1.1.3. Imaging Tests
 - 1.1.4. Staging
 - 1.1.4.1. Benign Tumors
 - 1.1.4.2. Malignant tumours
- 1.2. Biopsy and Treatment Principles
 - 1.2.1. Types of Biopsy
 - 1.2.2. How to Perform a Musculoskeletal Biopsy
 - 1.2.3. Types and Principles of Oncologic Resection
- 1.3. Cystic Lesions
 - 1.3.1. Simple Bone Cyst
 - 1.3.2. Aneurysmal Bone Cyst
- 1.4. Benign Tumors from Cartilage in Children
 - 1.4.1. Osteochondroma. Osteochondromatosis
 - 1.4.2. Enchondroma. Endochromatosis
 - 1.4.3. Chondroblastoma
 - 1.4.4. Chondromyxoid Fibroma
- 1.5. Benign Tumors from Bones in Children
 - 1.5.1. Osteoma Osteoid
 - 1.5.2. Osteoblastoma
- 1.6. Benign Tumors from Fibrous Tissue in Children
 - 1.6.1. Non-Ossifying Fibroma
 - 1.6.2. Fibrous Dysplasia
 - 1.6.3. Osteofibrous Dysplasia
 - 1.6.4. Langerhans Cell Histiocytosis
- 1.7. Other Tumours. Miscellaneous
 - 1.7.1. Langerhans Cell Histiocytosis. Eosinophilic Granuloma
 - 1.7.2. Giant Cell Tumor



- 1.8. Benign Tumors From Soft Tissue in Children
 - 1.8.1. Ganglion. Popliteal Cysts
 - 1.8.2. Giant cell tumour of the Tendon Sheath. Villonodular Synovitis
 - 1.8.3. Hemangioma
- 1.9. Malignant Bone Tumors of the Pediatric Skeleton
 - 1.9.1. Ewing Sarcoma
 - 1.9.2. Osteosarcomas
 - 1.9.3. Surgical Treatment Options for Unformed Skeletons
- 1.10. Malignant Tumors in Soft Tissue in Children
 - 1.10.1. Rhabdomyosarcoma
 - 1.10.2. Synovial Sarcoma
 - 1.10.3. Congenital Fibrosarcoma

“

You will be able to specialize where and when you want thanks to the flexibility offered by our 100% online teaching methodology”



05 Methodology

This academic program offers students a different way of learning. Our methodology uses a cyclical learning approach: **Relearning.**

This teaching system is used, for example, in the most prestigious medical schools in the world, and major publications such as the **New England Journal of Medicine** have considered it to be one of the most effective.





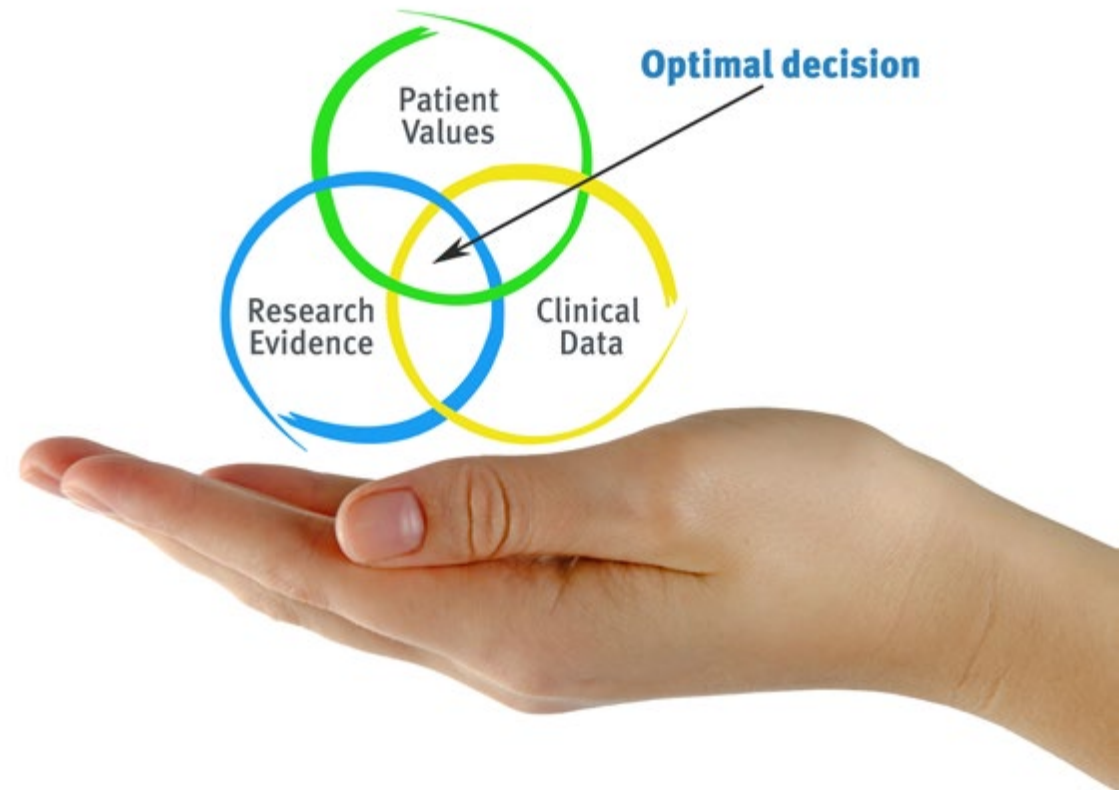
“

Discover Relearning, a system that abandons conventional linear learning, to take you through cyclical teaching systems: a way of learning that has proven to be extremely effective, especially in subjects that require memorization"

At TECH we use the Case Method

What should a professional do in a given situation? Throughout the program, students will face multiple simulated clinical cases, based on real patients, in which they will have to do research, establish hypotheses, and ultimately resolve the situation. There is an abundance of scientific evidence on the effectiveness of the method. Physiotherapists/kinesiologists learn better, faster, and more sustainably over time.

With TECH you will experience a way of learning that is shaking the foundations of traditional universities around the world.



According to Dr. Gérvas, the clinical case is the annotated presentation of a patient, or group of patients, which becomes a "case", an example or model that illustrates some peculiar clinical component, either because of its teaching power or because of its uniqueness or rarity. It is essential that the case is based on current professional life, trying to recreate the real conditions of professional physiotherapy practice.

“

Did you know that this method was developed in 1912, at Harvard, for law students? The case method consisted of presenting students with real-life, complex situations for them to make decisions and justify their decisions on how to solve them. In 1924, Harvard adopted it as a standard teaching method”

The effectiveness of the method is justified by four fundamental achievements:

1. Physiotherapists/kinesiologists who follow this method not only grasp concepts, but also develop their mental capacity, by evaluating real situations and applying their knowledge.
2. The learning process has a clear focus on practical skills that allow the physiotherapist/kinesiologist to better integrate into the real world.
3. Ideas and concepts are understood more efficiently, given that the example situations are based on real-life.
4. Students like to feel that the effort they put into their studies is worthwhile. This then translates into a greater interest in learning and more time dedicated to working on the course.



Relearning Methodology

At TECH we enhance the case method with the best 100% online teaching methodology available: Relearning.

This university is the first in the world to combine the study of clinical cases with a 100% online learning system based on repetition, combining a minimum of 8 different elements in each lesson, a real revolution with respect to the mere study and analysis of cases.

The physiotherapist/kinesiologist will learn through real cases and by solving complex situations in simulated learning environments. These simulations are developed using state-of-the-art software to facilitate immersive learning.



At the forefront of world teaching, the Relearning method has managed to improve the overall satisfaction levels of professionals who complete their studies, with respect to the quality indicators of the best online university (Columbia University).

With this methodology we trained more than 65,000 physiotherapists/ kinesiologists with unprecedented success in all clinical specialties, regardless of the workload. Our pedagogical methodology is developed in a highly competitive environment, with a university student body with a strong socioeconomic profile and an average age of 43.5 years old.


Relearning will allow you to learn with less effort and better performance, involving you more in your training, developing a critical mindset, defending arguments, and contrasting opinions: a direct equation for success.

In our program, learning is not a linear process, but rather a spiral (learn, unlearn, forget, and re-learn). Therefore, we combine each of these elements concentrically.

The overall score obtained by our learning system is 8.01, according to the highest international standards.



This program offers the best educational material, prepared with professionals in mind:



Study Material

All teaching material is produced by the specialists who teach the course, specifically for the course, so that the teaching content is really specific and precise.

These contents are then applied to the audiovisual format, to create the TECH online working method. All this, with the latest techniques that offer high quality pieces in each and every one of the materials that are made available to the student.



Physiotherapy Techniques and Procedures on Video

TECH brings students closer to the latest techniques, the latest educational advances and to the forefront of current Physiotherapy techniques and procedures. All of this in direct contact with students and explained in detail so as to aid their assimilation and understanding. And best of all, you can watch them as many times as you want.



Interactive Summaries

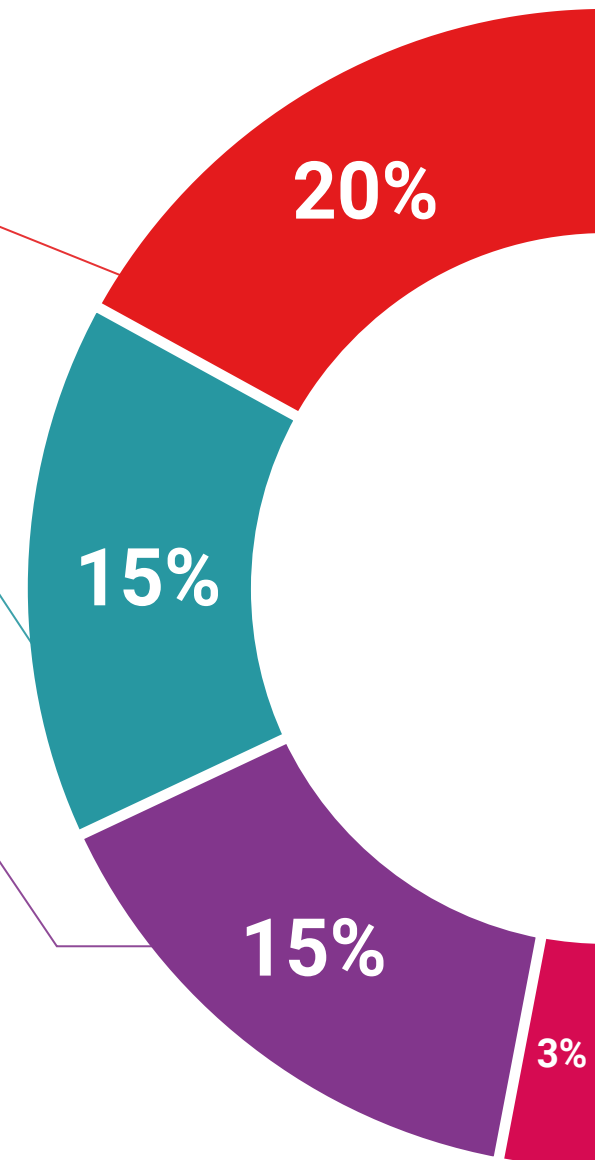
The TECH team presents the contents attractively and dynamically in multimedia lessons that include audio, videos, images, diagrams, and concept maps in order to reinforce knowledge.

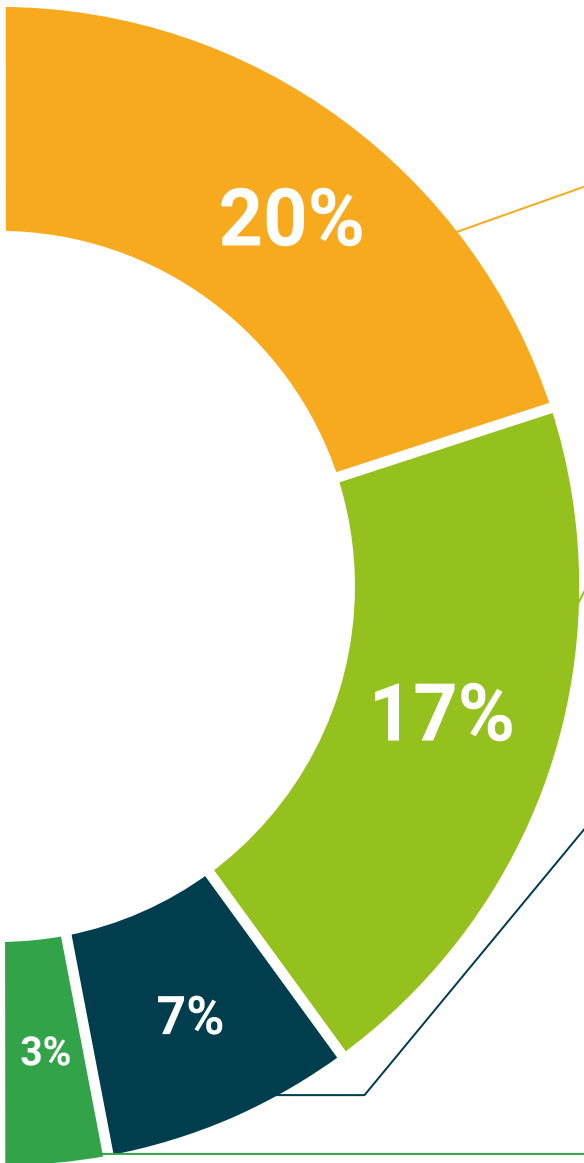
This unique multimedia content presentation training system was awarded by Microsoft as a "European Success Story".



Additional Reading

Recent articles, consensus documents and international guidelines, among others. In TECH's virtual library, students will have access to everything they need to complete their course.





Expert-Led Case Studies and Case Analysis

Effective learning ought to be contextual. Therefore, TECH presents real cases in which the expert will guide students, focusing on and solving the different situations: a clear and direct way to achieve the highest degree of understanding.



Testing & Retesting

We periodically evaluate and re-evaluate students' knowledge throughout the program, through assessment and self-assessment activities and exercises, so that they can see how they are achieving their goals.



Classes

There is scientific evidence on the usefulness of learning by observing experts. The system known as Learning from an Expert strengthens knowledge and memory, and generates confidence in future difficult decisions.



Quick Action Guides

TECH offers the most relevant contents of the course in the form of worksheets or quick action guides. A synthetic, practical, and effective way to help students progress in their learning.



06 Certificate

The Postgraduate Certificate in Pediatric Orthopedics and Oncologic Pathology guarantees students, in addition to the most rigorous and up-to-date education, access to a Postgraduate Certificate issued by TECH Technological University.





“

Successfully complete this program and receive your university qualification without having to travel or fill out laborious paperwork”

This **Postgraduate Certificate in Pediatric Orthopedics and Oncologic Pathology** contains the most complete and up-to-date scientific program on the market.

After the student has passed the assessments, they will receive their corresponding **Postgraduate Certificate** diploma issued by **TECH Technological University** via tracked delivery*.

The diploma issued by **TECH Technological University** will reflect the qualification obtained in the Postgraduate Certificate, and meets the requirements commonly demanded by labor exchanges, competitive examinations and professional career evaluation committees.

Title: **Postgraduate Certificate in Pediatric Orthopedics and Oncologic Pathology**
Official N° of Hours: **150 h.**



*Apostille Convention. In the event that the student wishes to have their paper diploma issued with an apostille, TECH EDUCATION will make the necessary arrangements to obtain it, at an additional cost.

future
health confidence people
education information tutors
guarantee accreditation teaching
institutions technology learning
community commitment
personalized service innovation
knowledge present quality
development languages
virtual classroom



Postgraduate Certificate Pediatric Orthopedics and Oncologic Pathology

- » Modality: online
- » Duration: 6 weeks
- » Certificate: TECH Technological University
- » Dedication: 16h/week
- » Schedule: at your own pace
- » Exams: online

Postgraduate Certificate
Pediatric Orthopedics
and Oncologic Pathology

