

Professional Master's Degree

Aesthetic Medicine
for Pharmacists





Professional Master's Degree Aesthetic Medicine for Pharmacists

- » Modality: online
- » Duration: 12 months
- » Certificate: TECH Technological University
- » Dedication: 16h/week
- » Schedule: at your own pace
- » Exams: online

Website: www.techtute.com/us/pharmacy/professional-master-degree/master-aesthetic-medicine-pharmacists

Index

01

Introduction

p. 4

02

Objectives

p. 8

03

Skills

p. 14

04

Structure and Content

p. 18

05

Methodology

p. 26

06

Certificate

p. 34

01

Introduction

Aesthetic Medicine is booming, with a notable increase in consultations, procedures and interventions in both adults and young people. The role of the pharmacist in this context is notable, as there are many occasions in which professional and quality advice is sought, adapted to the changing realities of the market. Therefore, it is more necessary than ever that the pharmacist has at their disposal an updated knowledge of the most common aesthetic requirements and consultations, as well as the most effective practice to address the most common problems. This Professional Master's Degree will bring the professional closer to the most current and updated theoretical and practical reality in Aesthetic Medicine.





“

Delve into the aesthetic issues that most concern society today, developed by experts of great prestige in this field"

The multidisciplinary attitude for which pharmacists stand out prepares them to constantly face new challenges. Some markets are particularly promising, with Aesthetic Medicine being one of the most interesting in recent years, even in the wake of the global pandemic. In this context, an appropriate update in the most relevant aesthetic precepts can make the key difference when it comes to dealing with different customer requests.

Antiaging or dermo-cosmetics are some of the fields where more advances and products are being developed, presenting a myriad of possibilities with which the pharmacist can address problems such as aging or acne. To ensure the highest quality, TECH has assembled a teaching team that works with these complications every day, offering a unique vision that combines theory and prestigious practice in a single academic program.

In this way, the pharmacist will have access to real cases and multiple complementary readings on each of the topics covered throughout the program, giving the necessary contextualization to each item and concept covered. In addition, the audiovisual support with detailed videos and interactive summaries helps to considerably reduce the teaching load, giving greater freedom and flexibility.

The Professional Master's Degree's online format gives the greatest advantage in terms of adaptability to the expert. All content is available from day one in the virtual classroom and can be downloaded from any mobile device. There are no fixed classes or set schedules, so it is the pharmacist who decides when, where and how they want to learn.

This **Professional Master's Degree in Aesthetic Medicine for Pharmacists** contains the most complete and up-to-date scientific program on the market. The most important features include:

- ◆ Practical cases presented by experts in Aesthetic Medicine
- ◆ The graphic, schematic, and practical contents with which they are created, provide scientific and practical information on the disciplines that are essential for professional practice
- ◆ Practical exercises where the self-assessment process can be carried out to improve learning
- ◆ Its special emphasis on innovative methodologies
- ◆ Theoretical lessons, questions for experts and individual reflection work
- ◆ Content that is accessible from any fixed or portable device with an Internet connection



You will have access to an immense amount of reference material for each topic, with a multitude of complementary readings and audiovisual resources"

“

Incorporate into your daily practice the most recent advances in Aesthetic Medicine, including the rise of Antiaging treatments and dermocosmetics”

The program's teaching staff includes professionals from the sector who contribute their work experience to this program, as well as renowned specialists from leading societies and prestigious universities.

Its multimedia content, developed with the latest Scientific technology, will allow the professional a situated and contextual learning. In other words, a simulated environment that will provide immersive education programmed to prepare for real situations.

The design of this program focuses on Problem-Based Learning, by means of which the professional must try to solve the different professional practice situations that are presented throughout the academic course. This will be done with the help of an innovative system of interactive videos made by renowned experts.

You will update your knowledge and procedures in a pharmaceutical area of high demand, which is expected to continue to grow in the coming years.

You will have total freedom to distribute the teaching load and adapt it to your own personal and professional responsibilities.



02 Objectives

Given the increasing importance of Aesthetic Medicine in the pharmaceutical field, the objective of this Professional Master's Degree is to offer a comprehensive update on the topics that have been developed over the last few years in this field. Therefore, the pharmacist will find several modules that cover from genetics in aesthetics to the different processes involved in aging.





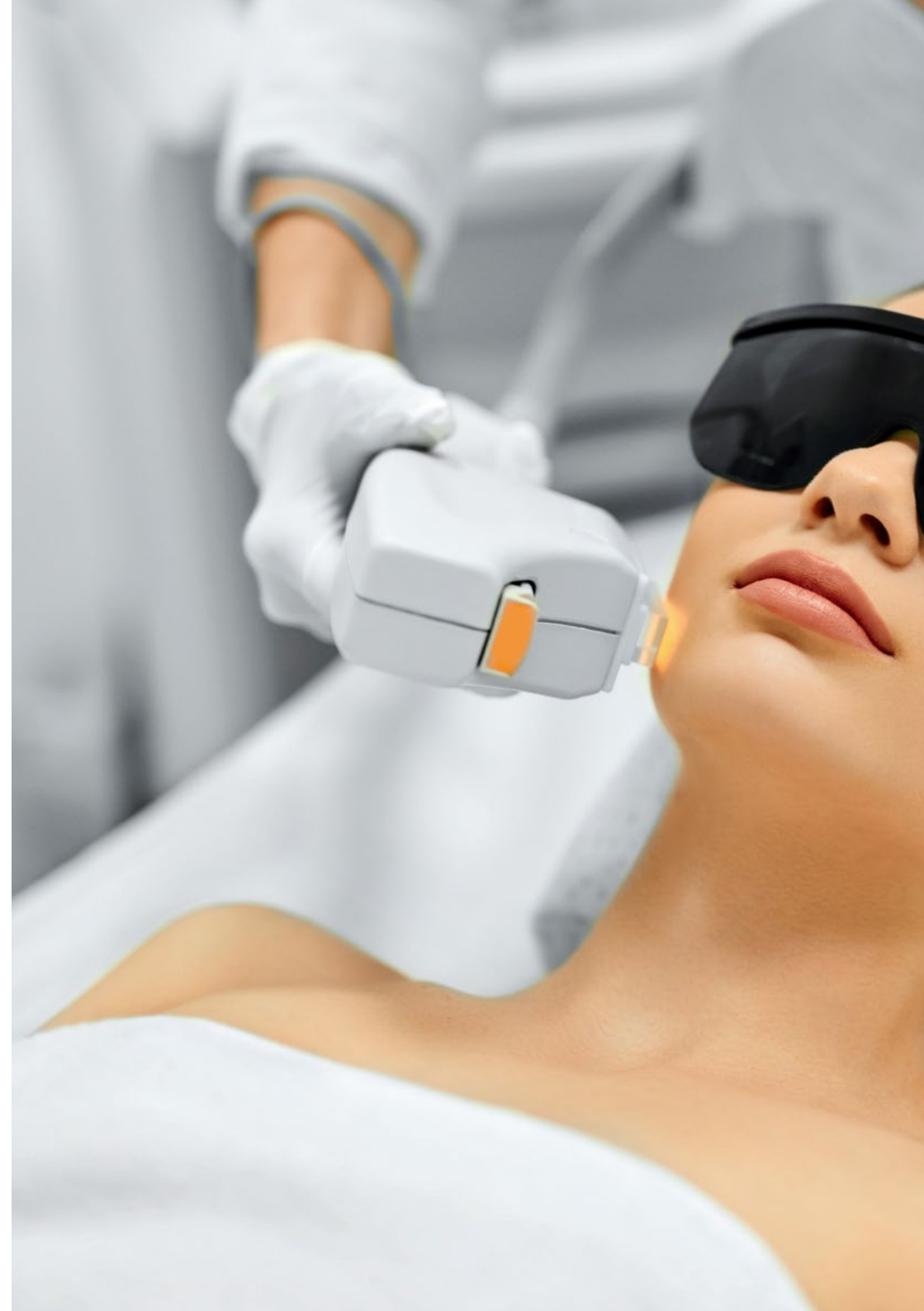
“

Before you finish the Professional Master's Degree, you will surpass your professional updating objectives, supported by the best pedagogical methodology in the academic field"



General Objectives

- ◆ Acquire the fundamental knowledge of all anti-aging modalities and esthetic treatments, incorporating the necessary tools to perform this specialty in daily practice
- ◆ Comprehensively manage the esthetic patient, being able to make an accurate diagnosis and apply the most appropriate treatment
- ◆ Update and reinforce the knowledge in dermatology necessary for the correct care of esthetic pharmacy patients
- ◆ Offer pharmacists with the necessary tools and guidelines to effectively deal with different dermatological issues
- ◆ Reinforce the role of pharmacists in the treatment of these issues
- ◆ Identify the role of treatments in the prevention and treatment of dermatological pathologies
- ◆ Know the general characteristics of the skin and its anatomy
- ◆ Know how to differentiate and deal with the most common topical pathologies today
- ◆ Know the basic characteristics of dermo-esthetic treatments for the face
- ◆ Know the basic characteristics of dermo-esthetic treatments for the Body
- ◆ Discern between the most effective treatments in each case
- ◆ In-depth study of the most effective hair care treatments currently available





Specific Objectives

Module 1. Dermo-aesthetic Pharmacy

- ◆ Know the basics of dermo-aesthetic pharmacy
- ◆ Know how to structure the organization of the dermo-esthetic pharmacy practice
- ◆ Correctly manage hygienic and sanitary protocols in the dermo-esthetic nutrition clinic
- ◆ Know how to manage sanitary waste
- ◆ Explore the legal aspects that govern health care in dermo-esthetic pharmacy

Module 2. Aging and Cosmetic Assessment in Dermo-Aesthetic Pharmacy

- ◆ Understand the structural and skeletal changes that the skin undergoes during the aging process
- ◆ Know how to work with injuries caused by aging
- ◆ In-depth study of the different theories on aging
- ◆ Skin Parameters: Moisturisation, Elasticity, Colour, Oil Production, Desquamation
- ◆ Have the tools to perform a good visual and cosmetic diagnosis and assessment
- ◆ Know the different approaches for facial and body flaccidity and volume loss

Module 3. Skin

- ◆ Know the anatomical structures of the skin
- ◆ Explore other areas related to the skin: hair, nails, sebaceous and sweat glands, etc
- ◆ Analyze the different functions of the skin
- ◆ Know which are the different skin treatments according to the patient's stage of life
- ◆ Delve into the knowledge of the effects of solar radiation on the skin and the different means of photo-protection
- ◆ Learn the different types of Skin
- ◆ Understanding the basics of facial hygiene
- ◆ Know the different moisturizing techniques for the skin

Module 4. Most Common Dermatological Pathologies: Drugs and Medical Devices Used in Prevention and Treatment. Action Protocols and Referrals to a Physician

- ◆ Update knowledge on the different pathologies that can be consulted in the Community Pharmacy, analyzing the different existing therapeutic approaches, both for their treatment and prevention
- ◆ Develop a proposal of action protocols for each pathology described
- ◆ Define what is known as sensitive or reactive skin
- ◆ Analyze the different types of acne, and which ones we can address from community pharmacies
- ◆ Delve into the study of alopecia, the differential characteristics between men and women and its evolution
- ◆ Approach the study of xerosis from a dermatological point of view, analyzing which diseases or treatments most commonly produce it and what symptoms they present
- ◆ Differentiate existing treatments for hyperhidrosis
- ◆ Analyze the different types of dermatitis, their characteristics and examine cases of each one
- ◆ Define the different pigmentation transients, their treatment and possible preventive measures
- ◆ Analyze rosacea and its different stages, in order to facilitate its recognition and make a correct indication
- ◆ Delve into the study of psoriasis addressing all its types and stages, the different existing treatments and preventive measures
- ◆ Address other pathologies with pruritus such as urticaria and angioedema

- ◆ Differentiate between the different existing treatments for scalp desquamative conditions
- ◆ Define less frequent pathologies such as toxicoderma or hydrosadenitis
- ◆ Analyze the different types of skin lesions that can be encountered and how they can be approached by the community pharmacy
- ◆ Study the different types of pathogens that can cause skin infections or infestations
- ◆ List the various dermatological pathologies caused by pathogenic agents
- ◆ Address the different pathologies that may appear in the oral cavity
- ◆ Update the different treatments used in nail and phanera conditions

Module 5. Peelings. Dermocosmetics

- ◆ Explore types of *Peels* and common indications
- ◆ Examine the skin for adequate pre-preparation
- ◆ Delve into general cosmetic skin care
- ◆ Address pathologies such as acne or aging

Module 6. Dermocosmetics

- ◆ Know the different processes for the preparation of the skin for the different types of treatments
- ◆ Understand the basics of dermo-cosmetics
- ◆ Know how to handle different cosmetic skin care products
- ◆ Know the dermo-cosmetic care for acne, rosacea and other skin disorders

Module 7. Professional Pharmaceutical Services Related to Dermatology Care

- ◆ List the different devices that can be used in community pharmacies in relation to dermatology
- ◆ Develop the main concepts of service marketing in relation to dermatology
- ◆ Relate the families of the different products marketed in community pharmacies for the prevention and treatment of dermatological pathologies
- ◆ Manage the demand for dermatological consultations and their personalized attention
- ◆ Present the different sources of information necessary to resolve dermatological consultations
- ◆ Differentiate between the different existing professional services related to dermatology
- ◆ Analyze the care needs of patients according to their dermatological pathology
- ◆ Present the different communication channels, pharmacist-patient, pharmacist-physician; and the importance of each one
- ◆ Recognize different ways of research in dermatology from the perspective of community pharmacies

Module 8. Dermatology and Nutraceuticals

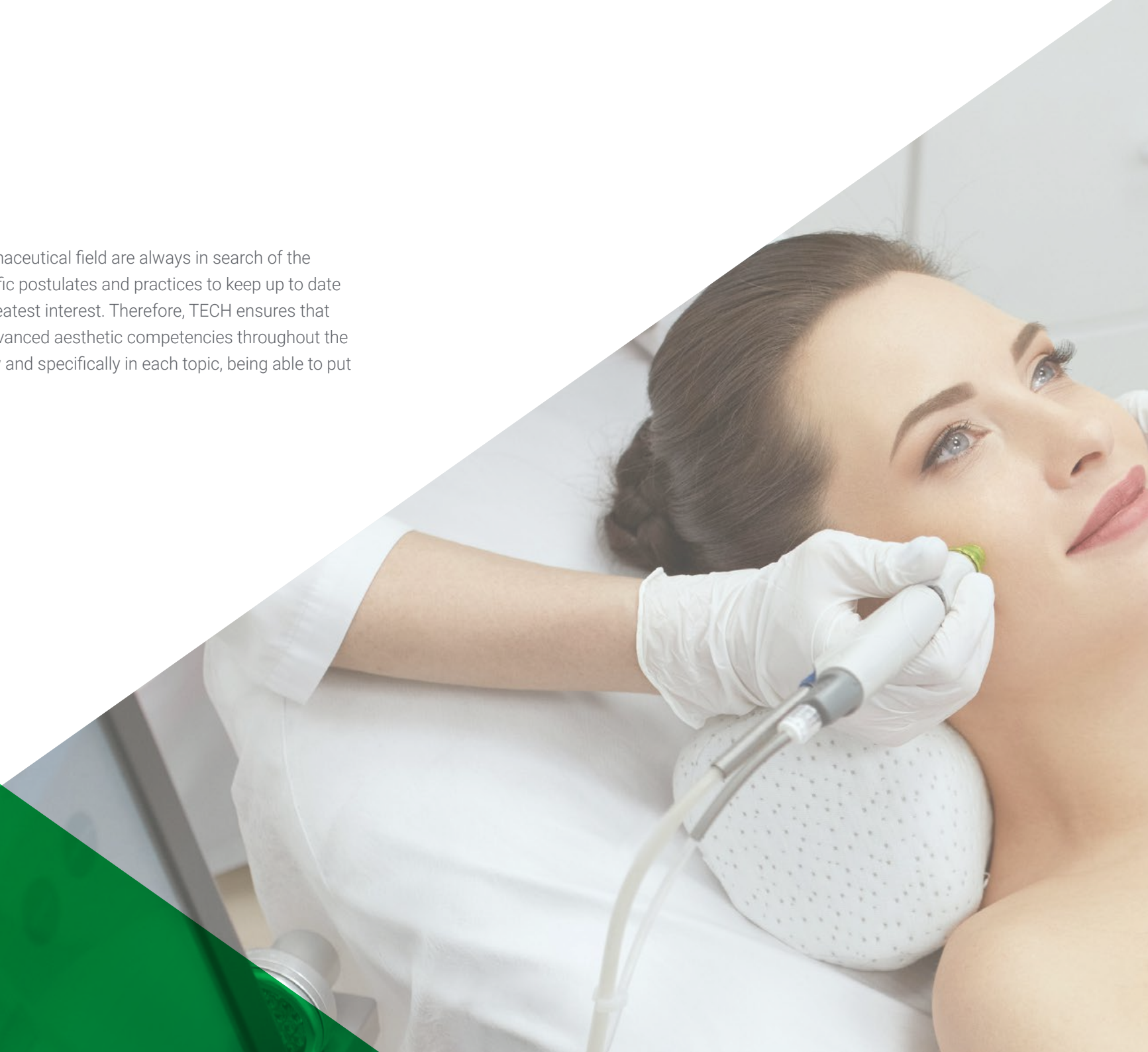
- ◆ Define skin care at different stages of life
- ◆ Explore the study of solar photo-protection
- ◆ Differentiate the types of filters and their indication according to photo-types
- ◆ Make users aware of the importance of photo-protection
- ◆ Know the main photosensitizing drugs
- ◆ Present the importance and uses of corrective dermocosmetics in dermatological conditions
- ◆ Analyze the different uses and benefits of nutraceuticals in dermatology



You will have the support and advice of the world's largest online academic institution, TECH"

03 Skills

The best professionals in the pharmaceutical field are always in search of the most developed knowledge, scientific postulates and practices to keep up to date with the advances and issues of greatest interest. Therefore, TECH ensures that the pharmacist covers the most advanced aesthetic competencies throughout the program, both in a general overview and specifically in each topic, being able to put them into practice immediately.





“


*Get an up-to-date and in-depth approach
to the most current aesthetic concerns
of all your patients”*



General Skills

- ◆ Apply the latest anti-aging techniques, as well as the most demanded esthetic treatments
- ◆ Prevent, delay, and control aging processes in patients
- ◆ Knowing how to apply knowledge with the ability to solve problem cases in daily practice situations
- ◆ Know how to apply the different dermo-esthetic Pharmacy treatments
- ◆ Define the basic legislation and regulations in dermo-esthetic Pharmacy
- ◆ Define the main protocols of action for the different dermatological pathologies
- ◆ Be able to implement the protocol for referral to other professionals if necessary
- ◆ Know how to apply those drugs and medical devices used in the prevention of dermatological pathology
- ◆ Review the different skin cares in the different stages of life adapting treatment and prevention to each specific case
- ◆ Review anatomical, physiological and biochemical concepts related to the skin and appendages
- ◆ Identify risk factors for dermatological pathology and offer the appropriate approach
- ◆ Be able to treat oncology patients using Pharmacy dermo-esthetic techniques
- ◆ Know and know how to work with the different gynecological pathologies and know how to apply the effective dermo-esthetic treatment in each case





Specific Skills

- ◆ Understand the implications of the different ethical and legal issues that underlie the activity of dermo-aesthetic Pharmacy
- ◆ Learn about new developments in the dermo-esthetic Pharmacy profession
- ◆ Master the different scientific theories on aging
- ◆ Apply personalized anti-aging treatments, taking into account the particularities of each patient
- ◆ Understand the anatomy of the skin in order to detect all types of pathologies and apply the corresponding aesthetic treatment
- ◆ Learn which treatments are most effective for skin attachments such as hair and nails
- ◆ Adapt the different treatments according to the patient's stage of life
- ◆ Know the dermo-esthetic particularities of each stage of life, so that patients can apply preventive solutions
- ◆ Assimilate the growth processes of skin, hair and nails
- ◆ Apply skin moisturizing and cleansing techniques
- ◆ Identify the best skin care treatments, while instructing patients to prevent the major hazards they face
- ◆ Perform different aesthetic massages relevant to the field of dermo-esthetic Pharmacy
- ◆ Know how to apply different hair removal techniques, especially laser hair removal
- ◆ Understand pre- and post-waxing risks in order to act appropriately in each case
- ◆ Master the techniques for different dermo-esthetic procedures such as *Chemical Peels*, botulinum toxin, rhinomodeling or facial carboxytherapy
- ◆ Learn about various nutritional issues from a Pharmacy dermo-aesthetic standpoint
- ◆ Observe problems associated with nutritional disorders in order to apply appropriate pharmacy care
- ◆ Be adequately prepared to respond to the different challenges of gynecological aesthetics
- ◆ Approach gynecological dermo-aesthetics with the right tools for each patient
- ◆ Understanding the role of pharmacy in oncology care



The syllabus has been carefully selected for your benefit, paying attention to both the most in-demand areas and the most up-to-date aesthetic procedures"

04

Structure and Content

To ensure a much deeper and rewarding academic experience for the pharmacist, TECH employs the pedagogical methodology of Relearning. This implies that the most important concepts and terminology are reiterated throughout the entire program, establishing this updated knowledge in a natural and progressive way. Because of this, the hard teaching load that usually accompanies this kind of degrees is reduced, resulting in greater benefit, efficiency and time savings for the professional.





“

Get up to date with a deep and analytical syllabus, with a multitude of real clinical cases, visual examples and exercises on Aesthetic Medicine”

Module 1. Dermo-aesthetic Pharmacy

- 1.1. Dermo-Esthetic Pharmacy: New Developments in the Profession
- 1.2. Most Commonly Used Active Ingredients in Dermatology
- 1.3. Diagnosis and Pharmaceutical Records
- 1.4. Hygiene in the Dermo-Esthetics Consultation
- 1.5. Antiseptics
 - 1.5.1. Hand Hygiene
 - 1.5.2. Utensil Hygiene
 - 1.5.3. Sanitary Waste Management
- 1.6. Most Commonly Used Excipients in Dermatology
- 1.7. Urgency in the Dermo-Esthetic Pharmacy Practice
- 1.8. Complications in Dermo-Esthetic Pharmacy

Module 2. Aging and Cosmetic Assessment in Dermo-Aesthetic Pharmacy

- 2.1. Anatomical changes: ageing
- 2.2. Ageing: a dynamic process
- 2.3. Lesions Associated to Aging
- 2.4. Changes in facial structures: bony and soft tissue
- 2.5. Changes to the ligaments, muscles and skin
 - 2.5.1. Theories about ageing
 - 2.5.2. Molecular theory and oxidative stress
 - 2.5.3. Theories about Intrinsic aging
 - 2.5.4. Theories about Extrinsic aging
 - 2.5.5. Telomere shortening. Genes associated with longevity and ageing
- 2.6. Evaluation of ageing in esthetic medicine
 - 2.6.1. Scales to evaluate ageing
 - 2.6.2. Clinical Visual Scale
 - 2.6.3. Diagnostic imaging methods
 - 2.6.4. Skin Parameters: Moisturisation, Elasticity, Color, Oil Production, Desquamation
- 2.7. Topical treatments (general)
 - 2.7.1. Global assessment of treatment tools
- 2.8. Managing Loss of Volume. Problems and solutions
- 2.9. Managing Flaccidity and Loss of Volume. Surgical and Non-Surgical Problems and Solutions
- 2.10. Managing dyschromia and texture. Problems and solutions
- 2.11. Managing dynamic wrinkles

Module 3. Skin

- 3.1. Skin Anatomy and Structure of the Skin
- 3.2. Skin Appendages
 - 3.2.1. Hair
 - 3.2.2. Nails
 - 3.2.3. Sebaceous Glands
 - 3.2.4. Sweat Glands
- 3.3. Functions of the Skin
 - 3.3.1. Protection
 - 3.3.2. Metabolism
 - 3.3.3. Temperature Regulation
 - 3.3.4. Sensory
 - 3.3.5. Excretory
 - 3.3.6. Energy Reserve
- 3.4. Skin Care in the Different Stages of Life: Neonatal, Pediatric, Adolescent, Adult, Geriatric, Pregnancy
 - 3.4.1. Neonatal
 - 3.4.2. Pediatric
 - 3.4.3. Adolescent
 - 3.4.4. Adult
 - 3.4.5. Geriatric
 - 3.4.6. Pregnancy
- 3.5. Sun Protection Solar Radiation, Types of Sunscreens, Sun Protection Factors
 - 3.5.1. Solar Radiation
 - 3.5.2. Types of Solar Filters
 - 3.5.3. Sun Protection Factors
 - 3.5.4. Sun Protection in Dermatological Pathologies, Sun Protection in Different Stages
 - 3.5.5. Photosensitizing Drugs

- 3.6. Corrective Dermocosmetics for Dermatological Conditions
- 3.7. Nutraceuticals
- 3.8. Photosensitizing Drugs
- 3.9. Corrective Dermocosmetics for Dermatological Conditions
- 3.10. Embryology of the Skin
 - 3.10.1. Skin Development
 - 3.10.2. Hair Development
 - 3.10.3. Nail Development
 - 3.10.4. Skin Gland Development
- 3.11. Skin Types
 - 3.11.1. Density
 - 3.11.2. Skin Emulsion
 - 3.11.3. Skin Phototype
 - 3.11.4. Status
- 3.12. Skin Hygiene
 - 3.12.1. Types of Face and Body Hygiene Treatment
 - 3.12.2. Skin Cleansing
 - 3.12.3. Superficial Cleansing of the Face and Body
 - 3.12.4. Deep Skin Cleansing
 - 3.12.5. Specific Techniques for Deep Skin Cleansing
 - 3.12.6. Facial Cleansing Treatment Steps
 - 3.12.7. Body Cleansing Treatment Steps
 - 3.12.8. Tools and Materials Used in Hygiene Treatments
- 3.13. Skin Hydration
 - 3.13.1. Manual Techniques
 - 3.13.2. Materials and Technical Methods
 - 3.13.3. Specific Cosmetics
 - 3.13.4. Equipment

Module 4. Most Common Dermatological Pathologies: Drugs and Medical Devices Used in Prevention and Treatment. Action Protocols and Referrals to a Physician

- 4.1. Sensitive and Reactive Skin
- 4.2. Acne
- 4.3. Alopecia
- 4.4. Ichthyosis
- 4.5. Xerosis
- 4.6. Hyper-hydrosis
- 4.7. Seborrheic Dermatitis
- 4.8. Atopic Dermatitis
- 4.9. Contact Dermatitis
- 4.10. Pigmentation Disorders
 - 4.10.1. Hyperpigmentation
 - 4.10.2. Hypopigmentation
- 4.11. Rosacea
- 4.12. Psoriasis
- 4.13. Pruritus
- 4.14. Urticaria and Angioedema
- 4.15. Scalp Desquamative Conditions
- 4.16. Toxicodermia
- 4.17. Hidradenitis
- 4.18. Skin Lesions
 - 4.18.1. Injuries
 - 4.18.2. Burns
 - 4.18.3. Stings
 - 4.18.4. Hyperkeratosis
- 4.19. Scars
- 4.20. Chronic Wounds
 - 4.20.1. Pressure Ulcers
 - 4.20.2. Ostomies

- 4.21. Skin Infections and Infestations caused by Pathogenic Agents
 - 4.21.1. Bacteria
 - 4.21.2. Virus
 - 4.21.3. Fungi
 - 4.21.4. Parasites
- 4.22. Sexually Transmitted Diseases
- 4.23. Oral Mucosa Infections
 - 4.23.1. Gingivitis
 - 4.23.2. Aphtha
 - 4.23.3. Fungi
- 4.24. Nail and Adnexal Affections

Module 5. Peelings. Dermocosmetics

- 5.1. General Aspects
 - 5.1.1. History Definition
 - 5.1.2. Skin Structure
 - 5.1.3. Types of Peeling and Common Indications and Other Indications
 - 5.1.4. Patient Selection: The Importance of the Medical History
 - 5.1.5. Correct Diagnosis: Wood's Light and Dermatoscope
 - 5.1.6. Informed Consent Form
- 5.2. Advance Preparation
 - 5.2.1. Skin Preparation: General Skin Care and Home Treatment
 - 5.2.2. Antiherpetic Prophylaxis
 - 5.2.3. Pre-anesthetic Assessment Indications
- 5.3. Superficial Peeling
 - 5.3.1. Types of Very Superficial and Superficial Peeling
 - 5.3.2. Mechanism of Action
 - 5.3.3. Indications for Superficial Peeling
 - 5.3.4. Contraindications
 - 5.3.5. Procedure
- 5.4. Medium Peeling
 - 5.4.1. Types of Medium Peeling
 - 5.4.2. Mechanism of Action
 - 5.4.3. Indications for Medium Peeling
 - 5.4.4. Contraindications
 - 5.4.5. Procedure
- 5.5. Deep Peeling
 - 5.5.1. Introduction to Deep Peeling
 - 5.5.2. Deep Peeling Patient Selection
 - 5.5.3. Deep Phenol Peeling
 - 5.5.4. Outpatient Phenol Peeling
 - 5.5.5. Procedure
- 5.6. Post-Peeling Care Adverse Effects and their Treatment
 - 5.6.1. General Recommendations and Specific Post Peeling Care
 - 5.6.2. Adverse Effects and their Treatment
- 5.7. Introduction to Dermocosmetics
 - 5.7.1. Skin Types
 - 5.7.2. What is a Cosmetic?
 - 5.7.3. Ingredients in a Cosmetic Product
 - 5.7.4. Cosmetic Forms
 - 5.7.5. Mechanisms of Absorption of Cosmetics
- 5.8. General Cosmetic Skin Care
 - 5.8.1. Hygiene
 - 5.8.2. Hydration
 - 5.8.3. Depigmenting agents
 - 5.8.4. Photoprotection
- 5.9. Specific Cosmetic Care
 - 5.9.1. Aging
 - 5.9.2. Acne
 - 5.9.3. Other Disorders: Rosacea, etc
- 5.10. Magistral Formulation in Cosmetics

Module 6. Dermocosmetics

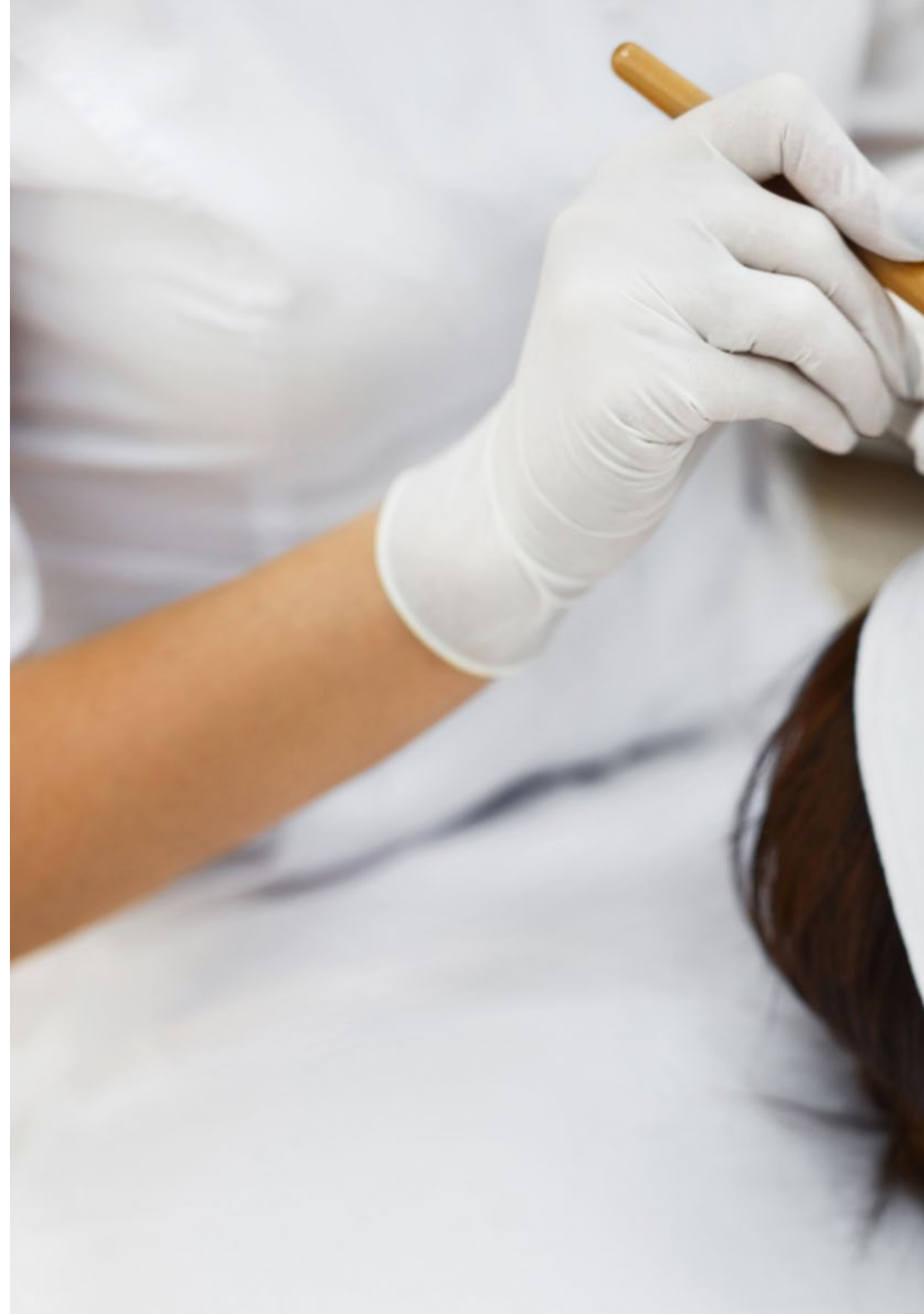
- 6.1. Preparation of the Skin Prior to Any Treatment: Pre-treatment Preparation
 - 6.1.1. General Care and Home Treatments
 - 6.1.2. Antiherpetic Prophylaxis
 - 6.1.3. Preanesthetic Assessment Indications
 - 6.1.4. Skin Care After Treatments
 - 6.1.5. General Recommendations and Specific Post-Treatment Care
 - 6.1.6. Adverse Effects and their Treatment
- 6.2. Dermocosmetics
 - 6.2.1. What is a Cosmetic?
 - 6.2.2. Ingredients in a Cosmetic Product
 - 6.2.3. Cosmetic Forms
 - 6.2.4. Mechanisms of Absorption of Cosmetics
 - 6.2.5. General Cosmetic Skin Care
 - 6.2.5.1. Hygiene
 - 6.2.5.2. Hydration
 - 6.2.5.3. Depigmenting agents
 - 6.2.5.4. Photoprotection
- 6.3. Specific Cosmetic Care
- 6.4. Aging
- 6.5. Acne
- 6.6. Other Disorders: Rosacea, etc
- 6.7. Magistral Formulation in Cosmetics

Module 7. Professional Pharmaceutical Services Related to Dermatology Care

- 7.1. Professional Pharmaceutical Services
 - 7.1.1. Dispensing
 - 7.1.2. Indications
 - 7.1.3. Pharmacotherapeutic Monitoring
- 7.2. Data Science
 - 7.2.1. Dermoanalyzers
 - 7.2.2. Other equipment
- 7.3. Services Marketing
- 7.4. Information Sources
 - 7.4.1. Social media
 - 7.4.2. Webs
 - 7.4.3. Apps
- 7.5. Pharmacist-Patient Communication
 - 7.5.1. Psychological Support for Patients with Dermatologic Diseases
- 7.6. Pharmacist- Physician Communication
- 7.7. Research from the Community Pharmacy

Module 8. Dermatology and Nutraceuticals

- 8.1. Skin Care in the Different Stages of Life: Neonatal, Pediatric, Adolescent, Adult, Geriatric, Pregnancy
 - 8.1.1. Neonatal
 - 8.1.2. Pediatric
 - 8.1.3. Adolescent
 - 8.1.4. Adult
 - 8.1.5. Geriatric
 - 8.1.6. Pregnancy
- 8.2. Sun Protection Solar Radiation, Types of Sunscreens, Sun Protection Factors
 - 8.2.1. Solar Radiation
 - 8.2.2. Types of Solar Filters
 - 8.2.3. Sun Protection Factors
- 8.3. Sun Protection in Dermatological Pathologies, Sun Protection in Different Stages
- 8.4. Photosensitive drugs
- 8.5. Corrective Dermocosmetics for Dermatological Conditions
- 8.6. Nutraceuticals





“ Access to high quality reference material, exhaustively numbered and classified to facilitate both the study and the subsequent search for information that you may carry out”

05

Methodology

This academic program offers students a different way of learning. Our methodology uses a cyclical learning approach: **Relearning**.

This teaching system is used, for example, in the most prestigious medical schools in the world, and major publications such as the **New England Journal of Medicine** have considered it to be one of the most effective.





Discover Relearning, a system that abandons conventional linear learning, to take you through cyclical teaching systems: a way of learning that has proven to be extremely effective, especially in subjects that require memorization"

At TECH we use the Case Method

What should a professional do in a given situation? Throughout the program, students will be confronted with multiple simulated clinical cases based on real patients, in which they will have to investigate, establish hypotheses and ultimately, resolve the situation. There is an abundance of scientific evidence on the effectiveness of the method. Pharmacists learn better, more quickly and more sustainably over time.

With TECH you will experience a way of learning that is shaking the foundations of traditional universities around the world.



According to Dr. Gervas, the clinical case is the annotated presentation of a patient, or group of patients, which becomes a "case", an example or model that illustrates some peculiar clinical component, either because of its teaching power or because of its uniqueness or rarity. It is essential that the case is based on current professional life, attempting to recreate the actual conditions in a pharmacist's professional practice.

“

Did you know that this method was developed in 1912, at Harvard, for law students? The case method consisted of presenting students with real-life, complex situations for them to make decisions and justify their decisions on how to solve them. In 1924, Harvard adopted it as a standard teaching method”

The effectiveness of the method is justified by four fundamental achievements:

1. Pharmacists who follow this method not only grasp concepts, but also develop their mental capacity, by evaluating real situations and applying their knowledge.
2. Learning is solidly translated into practical skills that allow the student to better integrate into the real world.
3. Ideas and concepts are understood more efficiently, given that the example situations are based on real-life.
4. Students like to feel that the effort they put into their studies is worthwhile. This then translates into a greater interest in learning and more time dedicated to working on the course.



Relearning Methodology

At TECH we enhance the case method with the best 100% online teaching methodology available: Relearning.

Our University is the first in the world to combine the study of clinical cases with a 100% online learning system based on repetition, combining a minimum of 8 different elements in each lesson, which represent a real revolution with respect to simply studying and analyzing cases.

Pharmacists will learn through real cases and by solving complex situations in simulated learning environments. These simulations are developed using state-of-the-art software to facilitate immersive learning.



At the forefront of world teaching, the Relearning method has managed to improve the overall satisfaction levels of professionals who complete their studies, with respect to the quality indicators of the best online university (Columbia University).

With this methodology, more than 115,000 pharmacists have been trained with unprecedented success in all clinical specialties, regardless of the surgical load. This pedagogical methodology is developed in a highly demanding environment, with a university student body with a high socioeconomic profile and an average age of 43.5 years.

Relearning will allow you to learn with less effort and better performance, involving you more in your specialization, developing a critical mindset, defending arguments, and contrasting opinions: a direct equation to success.

In our program, learning is not a linear process, but rather a spiral (learn, unlearn, forget, and re-learn). Therefore, we combine each of these elements concentrically.

The overall score obtained by TECH's learning system is 8.01, according to the highest international standards.



This program offers the best educational material, prepared with professionals in mind:



Study Material

All teaching material is created specifically for the course by specialist pharmacists who will be teaching the course, so that the didactic development is highly specific and accurate.

These contents are then applied to the audiovisual format, to create the TECH online working method. All this, with the latest techniques that offer high quality pieces in each and every one of the materials that are made available to the student.



Video Techniques and Procedures

TECH introduces students to the latest techniques, to the latest educational advances, to the forefront of current pharmaceutical care procedures. All of this, first hand, and explained and detailed with precision to contribute to assimilation and a better understanding. And best of all, you can watch them as many times as you want.



Interactive Summaries

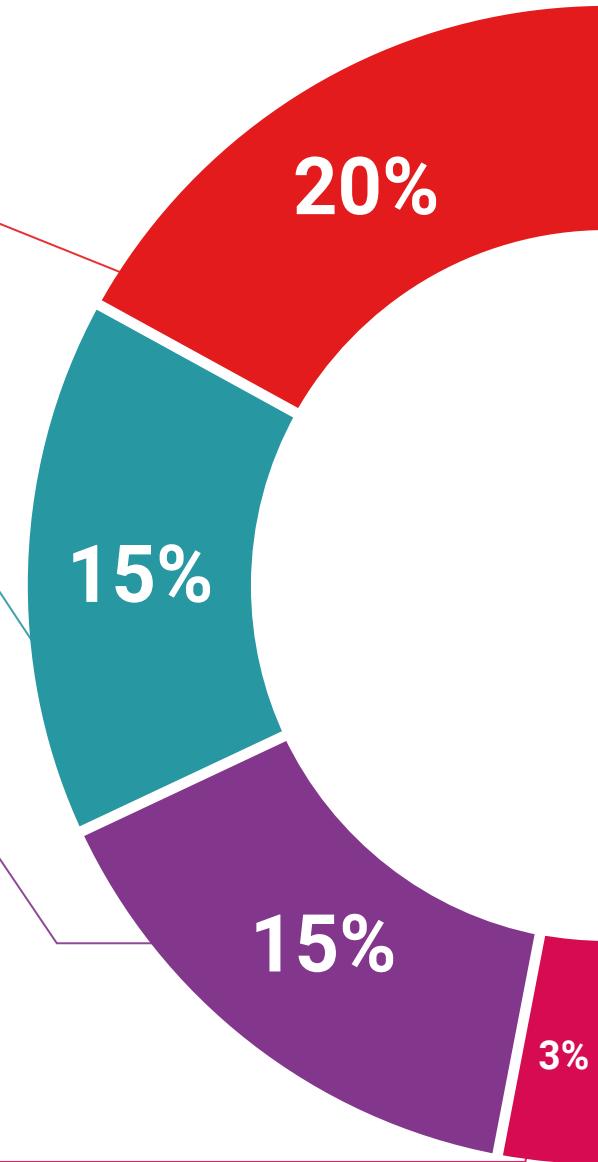
The TECH team presents the contents attractively and dynamically in multimedia lessons that include audio, videos, images, diagrams, and concept maps in order to reinforce knowledge.

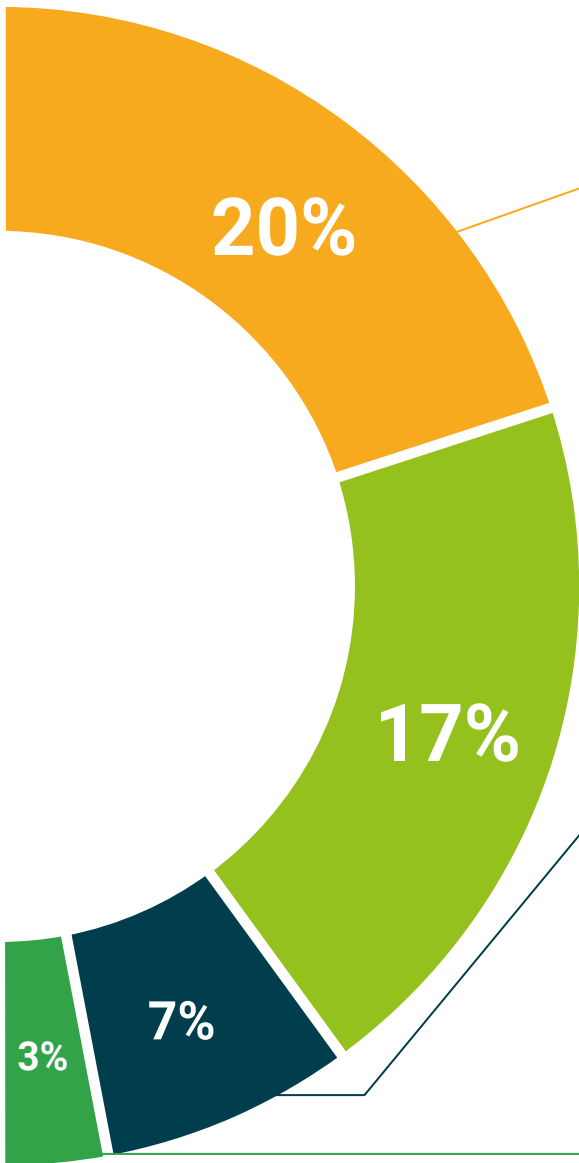
This unique multimedia content presentation training system was awarded by Microsoft as a "European Success Story".



Additional Reading

Recent articles, consensus documents and international guidelines, among others. In TECH's virtual library, students will have access to everything they need to complete their course.





Expert-Led Case Studies and Case Analysis

Effective learning ought to be contextual. Therefore, we will present you with real case developments in which the expert will guide you through focusing on and solving the different situations: a clear and direct way to achieve the highest degree of understanding.



Testing & Retesting

We periodically evaluate and re-evaluate students' knowledge throughout the program, through assessment and self-assessment activities and exercises, so that they can see how they are achieving their goals.



Classes

There is scientific evidence on the usefulness of learning by observing experts. The system known as Learning from an Expert strengthens knowledge and memory, and generates confidence in future difficult decisions.



Quick Action Guides

TECH offers the most relevant contents of the course in the form of worksheets or quick action guides. A synthetic, practical, and effective way to help students progress in their learning.



06

Certificate

The Professional Master's Degree in Aesthetic Medicine for Pharmacists guarantees students, in addition to the most rigorous and up-to-date education, access to a Professional Master's Degree diploma issued by TECH Technological University.



“

Successfully complete this program and receive your university qualification without having to travel or fill out laborious paperwork”

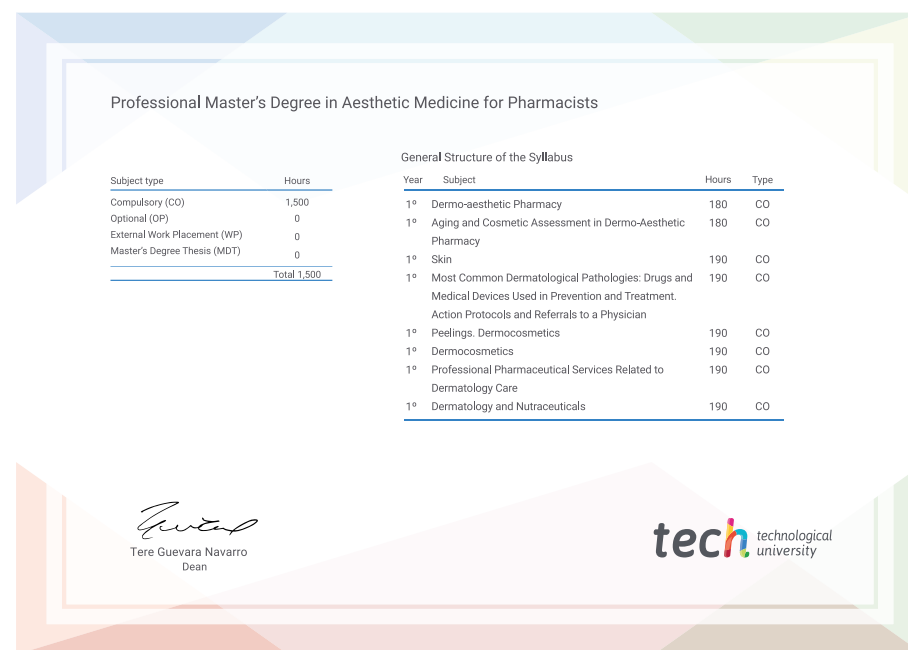
This **Professional Master's Degree in Aesthetic Medicine for Pharmacists** contains the most complete and up-to-date program on the market.

After the student has passed the assessments, they will receive their corresponding **Professional Master's Degree** issued by **TECH Technological University** via tracked delivery*.

The diploma issued by **TECH Technological University** will reflect the qualification obtained in the Professional Master's Degree, and meets the requirements commonly demanded by labor exchanges, competitive examinations, and professional career evaluation committees.

Title: **Professional Master's Degree in Aesthetic Medicine for Pharmacists**

Official N° of Hours: **1,500** .



*Apostille Convention. In the event that the student wishes to have their paper diploma issued with an apostille, TECH EDUCATION will make the necessary arrangements to obtain it, at an additional cost.

future
health confidence people
education information tutors
guarantee accreditation teaching
institutions technology learning
community commitment
personalized service innovation
knowledge present
development language
virtual classroom



Professional Master's Degree

Aesthetic Medicine for Pharmacists

- » Modality: online
- » Duration: 12 months
- » Certificate: TECH Technological University
- » Dedication: 16h/week
- » Schedule: at your own pace
- » Exams: online

Professional Master's Degree

Aesthetic Medicine for Pharmacists

