

# Postgraduate Diploma

## Zoonosis and Parasitosis for Pharmacists





## Postgraduate Diploma Zoonosis and Parasitosis for Pharmacists

- » Modality: online
- » Duration: 6 months
- » Certificate: TECH Technological University
- » Dedication: 16h/week
- » Schedule: at your own pace
- » Exams: online

Website: [www.techtute.com/us/pharmacy/postgraduate-diploma/postgraduate-diploma-zoonosis-parasitosis-pharmacists](http://www.techtute.com/us/pharmacy/postgraduate-diploma/postgraduate-diploma-zoonosis-parasitosis-pharmacists)

# Index

01

Introduction

---

*p. 4*

02

Objectives

---

*p. 8*

03

Course Management

---

*p. 12*

04

Structure and Content

---

*p. 16*

05

Methodology

---

*p. 22*

06

Certificate

---

*p. 30*

# 01

# Introduction

Infectious diseases that are transmitted by animals or parasites are constantly growing and are of great concern to healthcare professionals, especially pharmacists. In fact, there are more and more pathologies that healthcare professionals have to deal with. Therefore, they need to be in constant training to keep abreast of the latest developments and discoveries. With this program in Zoonosis and Parasitosis for Pharmacists, pharmacology professionals will specialize in the main diseases in the field and their most effective treatments.





*Learn everything you need to know about Zoonosis and Parasitosis through this Postgraduate Diploma, and become an excellent professional in the pharmaceutical field"*



Infectious diseases are one of the world's major health problems, due to the number of people they affect. In order to meet the healthcare needs of the 21st century, it is necessary for pharmacy professionals to keep abreast of advances in this area of care for the sick. In this case, the cases of infections linked to animals or parasites, which have been transmitted to humans, stand out.

Although there are many known diseases, there is still a lot of research to be done to find the most effective treatments to control these types of infections and, above all, to try to combat new ones. In addition, it should be taken into account that infection control has become a major challenge, especially due to problems arising from antimicrobial resistance, which has caused pathologies that, previously, could be easily cured to become more complicated to treat.

All this means that pharmacists must continue their training with educational programs like this, which examines Zoonosis and Parasitosis for Pharmacists, in order to learn the main advances and be able to prescribe the most effective treatments in each case. In addition to focusing on multi-resistance to treatments and major vaccines.

In this way, with courses like this one, which is 100% online, specialists can continue with their professional work while not neglecting their education, allowing them stand out in their day-to-day work.

This **Postgraduate Diploma in Zoonosis and Parasitosis for Pharmacists** contains the most complete and up-to-date educational program on the market. The most important features of the program include:

- ♦ Practical cases presented by experts in infectious diseases
- ♦ The graphic, schematic, and practical contents with which they are created, provide scientific and practical information on the disciplines that are essential for professional development.
- ♦ Practical exercises where the self-assessment process can be carried out to improve learning
- ♦ Special emphasis on innovative methodologies
- ♦ Theoretical lessons, questions to the expert, debate forums on controversial topics, and individual reflection assignments
- ♦ Access to content from any fixed or portable device with an Internet connection.

“*Immerse yourself in the knowledge of infectious diseases, which are one of the main problems of today's healthcare*”

“

*If you want to grow and position yourself within a sector that increasingly demands expert pharmacists in the field, this program is for you”*

The program's teaching staff includes professionals from the sector who contribute their work experience to this training program, as well as renowned specialists from leading societies and prestigious universities.

The multimedia content, developed with the latest educational technology, will provide the professional with situated and contextual learning, i.e., a simulated environment that will provide immersive training programmed to train in real situations.

This program is designed around Problem-Based Learning, whereby the professional must try to solve the different professional practice situations that arise during the academic year. For this purpose, the student will be assisted by an innovative interactive video system created by renowned and experienced experts.

*Study with us and you will be able to accurately diagnose cases of animal or parasite infections.*

*In addition to having the best course on the market at your fingertips, you will obtain a qualification from a prestigious university: TECH.*



# 02 Objectives

The main objective of the Postgraduate Diploma is the improvement of pharmacy professionals, by helping them acquire the most up-to-date and innovative scientific knowledge in the field of infectious diseases and how they are treated, allowing them to develop the skills that will turn their daily pharmaceutical practice into a benchmark of the standards of the best scientific evidence available, with a critical, innovative, multidisciplinary and integrative sense.







“

*Don't miss this opportunity to learn with us and acquire the skills you need in order to give your all in your job as a pharmacist”*



## General Objectives

---

- Explore key aspects of Clinical Infectious Diseases and Advanced Antibiotic Therapeutics
- Manage the prevention, diagnosis and treatment of infectious diseases
- Explore a multidisciplinary and integrative approach to facilitate the control of these pathologies.
- Acquire skills in the area of Clinical Infectious Diseases and Advanced Antibiotic Therapeutics
- Be able to apply the latest technological innovations to establish an optimal management in diagnostics



*The multitude of clinical case studies and the ease of doing them online make this the educational offering that best suits working professionals”*





## Specific Objectives

---

### Module 1. Epidemiology and microbiology of infectious diseases

- ♦ Understand the epidemiological, economic, social and political conditions of the countries with major infectious diseases.
- ♦ Identify the different taxonomies of infectious agents, as well as the properties of microorganisms.
- ♦ Explore chemical and physical Agents from microorganisms
- ♦ Become familiar with the indications and interpretations of a microbiological study, understanding all the technical aspects of it

### Module 2. Zoonosis

- ♦ Know the generalities of Zoonoses such as their origin and prion causes
- ♦ Identify and analyze the main control measures for Zoonoses of concern to public health systems worldwide
- ♦ Be able to establish an accurate diagnostic picture of some of the infections transmitted by animals, as well as their treatments and clinical picture

### Module 3. Mycoses and Parasitosis in Infectiology

- ♦ Be able to identify the etiology of the most common mycosis infections
- ♦ Understand in detail the generalities of parasitosis, as well as the body's immune response to parasites, protozoa and helminths
- ♦ Correct management of the different direct and indirect diagnostic methods for mycoses
- ♦ Know the latest updates in antiparasitics and their pharmacological elements

### Module 4. Multi-Resistance and Vaccines

- ♦ Identify the acquired genetic mechanisms that lead to antimicrobial resistance
- ♦ Explore the different infections that have developed resistance to antiviral drugs
- ♦ Know the general aspects of vaccination, as well as its immunological basis, its production process and the risk for people
- ♦ Establish the correct method for the use of vaccines

### Module 5. Rare Infectious Diseases and Other Challenges in Infectiology

- ♦ Know the generalities of the most common infectious diseases in the world
- ♦ Identify the etiology, clinical picture and diagnosis of the most common diseases in the world
- ♦ Develop the skills necessary to identify new emerging infectious diseases as well as the development of new antibiotics

03

# Course Management

Renowned and recognized pharmacists and medical specialists with numerous publications, teaching experience, and professional experience in many countries, where many of the diseases studied have a high morbimortality participate in the teaching program. The teaching staff is made up of a multidisciplinary team from various specialities, such as internal medicine, pediatrics, general surgery, gynecology and obstetrics, microbiology, pathological anatomy, pharmacology, among others.







“

*Learn with the world's leading  
specialists in infectious diseases and  
enhance your skills as a pharmacist"*



## Management



### Dr. Díaz Pollán, Beatriz

- ◆ Faculty Area Specialist La Paz University Hospital
- ◆ Official Doctoral Programme in Clinical Medicine. Rey Juan Carlos University
- ◆ Degree in Medicine and Surgery. Autonomous University of Madrid
- ◆ Master's Degree in Infectious Diseases and Antimicrobial Treatment from CEU - Cardenal Herrera University
- ◆ Postgraduate Certificate in Community and Nosocomial Infections from CEU - Cardenal Herrera University
- ◆ Postgraduate Diploma in Chronic Infectious Diseases and Imported Infections. CEU - Cardenal Herrera University
- ◆ Postgraduate Diploma in Microbiological Diagnosis, Antimicrobial Treatment and Research in Infectious Pathology. CEU - Cardenal Herrera University
- ◆ Faculty Area Specialist San Carlos Clinical Hospital
- ◆ Resident Physician. San Carlos Clinical Hospital

## Professors

### Dr. Arribas López, José Ramón

- ◆ Head of the Infectious Diseases and Clinical Microbiology Unit. La Paz University Hospital
- ◆ Doctor of Medicine. Autonomous University of Madrid
- ◆ Degree in Medicine and Surgery. Complutense University of Madrid
- ◆ Coordinator of the High-Level Isolation Unit. La Paz University Hospital– Carlos III
- ◆ Member Interministerial Committee for the management of the Ebola crisis
- ◆ Head of the AIDS and Infectious Diseases research group at IdiPAZ

### Dr. Ramos, Juan Carlos

- ◆ Doctor at La Paz University Hospital. Madrid
- ◆ Official Doctoral Programme in Medicine. University of Alcalá
- ◆ Degree in Medicine and Surgery. Complutense University of Madrid
- ◆ Master's Degree in Infectious Diseases in Intensive Care. Fundación Universidad-Empresa Valencia
- ◆ Author of Several Scientific Publications

**Dr. Rico, Alicia**

- ◆ Specialist in the Microbiology and Parasitology Department at La Paz University Hospital. Madrid
- ◆ Degree in Medicine from the Complutense University of Madrid.
- ◆ Doctorate Courses at the Complutense University of Madrid
- ◆ Assistant and co-founder of the Infectious Diseases and Clinical Microbiology Unit. La Paz University Hospital. Madrid
- ◆ PROA team member
- ◆ Clinical teaching collaborator. Department of Medicine of the UAM
- ◆ Member of the Infections and Policy Committee. La Paz Hospital
- ◆ Member of SEIMC (the Spanish Society of Infectious Diseases and Clinical Microbiology)
- ◆ Participation in several research projects

**Dr. Loeches Yagüe, María Belén**

- ◆ Specialist in the area of Infectious Diseases at La Paz General University Hospital, Madrid
- ◆ Doctor of Medicine. Autonomous University of Madrid
- ◆ Degree in Medicine. Complutense University of Madrid
- ◆ Master in Theoretical and Practical Learning in Infectious Diseases Complutense University of Madrid
- ◆ Specialized Training in Microbiology and Infectious Diseases, General University Hospital, Gregorio Marañón
- ◆ Professor of Infectious Diseases at the Infanta Sofía University Hospital in Madrid. European University of Madrid

**Dr. Mora Rillo, Marta**

- ◆ Specialist in the area of Infectious Diseases at La Paz University Hospital
- ◆ Clinical Teaching Collaborator in the Department of Medicine. Autonomous University of Madrid
- ◆ Doctor of Medicine. Autonomous University of Madrid.
- ◆ Degree in Medicine and Surgery. University of Zaragoza
- ◆ Master's Degree in Infectious Diseases in Intensive Care. University of Valencia
- ◆ Online Masters in Infectious Diseases and Antimicrobial Treatment CEU Cardenal Herrera University
- ◆ Master's Degree in Tropical Medicine and International Health. Autonomous University of Madrid
- ◆ Expert in Emerging and High-Risk Virus Pathology. Autonomous University of Madrid
- ◆ Expert in Tropical Medicine. Autonomous University of Madrid

# 04

# Structure and Content

The teaching program has been created to provide healthcare professionals with the necessary tools for their daily practice in multi-infection treatment coming from animals or parasites. Therefore, the content of this Postgraduate Diploma is composed of the most up-to-date syllabus on the market, which has been developed by leading experts in the field at international level, with the aim of making specialists more accurate in the diagnosis and treatment of this type of infections.





“

*The syllabus of this Postgraduate Diploma has the highest scientific rigor and is the most up-to-date on the market"*

## Module 1. Epidemiology and Microbiology of Infectious Diseases

- 1.1. Epidemiological, Economic, Social and Political Conditions in Continents Which Favor the Development of Infectious Diseases
  - 1.1.1. Africa:
  - 1.1.2. America:
  - 1.1.3. Europe and Asia
- 1.2. New and Emerging Diseases By Continent
  - 1.2.1. Morbidity and Mortality From Infectious Diseases in Africa
  - 1.2.2. Morbidity and Mortality From Infectious Diseases in the Americas
  - 1.2.3. Infectious Disease Morbidity and Mortality in Asia
  - 1.2.4. Morbidity and Mortality From Infectious Diseases in Europe
- 1.3. The Taxonomy Of Infectious Agents
  - 1.3.1. Viruses
  - 1.3.2. Bacteria
  - 1.3.3. Fungus
  - 1.3.4. Parasites
- 1.4. Disease-producing Properties of Micro-organisms
  - 1.4.1. Mechanisms of Pathogenicity
  - 1.4.2. Mechanisms of Adhesion and Multiplication
  - 1.4.3. Mechanisms Enabling the Acquisition of Nutrients From The Host
  - 1.4.4. Mechanisms Inhibiting The Phagocytic Process
  - 1.4.5. Mechanisms For Evading The Immune Response
- 1.5. Microscopy and Staining
  - 1.5.1. Microscopes and Types of Microscopes
  - 1.5.2. Composite Stains
  - 1.5.3. Acid-resistant Micro-organism Staining
  - 1.5.4. Staining to Demonstrate Cellular Structures
- 1.6. Cultures and Growth of Micro-organisms
  - 1.6.1. General Culture Mediums
  - 1.6.2. Specific Culture Methods
- 1.7. Effect of Chemical and Physical Agents on Micro-organisms
  - 1.7.1. Sterilisation and Disinfection
  - 1.7.2. Disinfectants and Antiseptics Used in Practice

- 1.8. Molecular Biology and its Importance for the Infectologist
  - 1.8.1. Bacterial Genetics
  - 1.8.2. Polymerase Chain Reaction Tests
- 1.9. Indication and Interpretation of Microbiological Studies

## Module 2. Zoonosis

- 2.1. General Aspects of Zoonotic Disease
  - 2.1.1. General Concepts and Epidemiology of Zoonoses
  - 2.1.2. Main International Zoonoses
  - 2.1.3. Prion-caused Zoonoses: Prions in Disease Etiology Bovine Spongiform Encephalopathy or (Mad Cow Disease)
  - 2.1.4. Main Control Measures of Zoonotic Diseases
- 2.2. Rabies
  - 2.2.1. Epidemiology
  - 2.2.2. Infectious Agents
  - 2.2.3. Pathobiology.
  - 2.2.4. Clinical Picture
  - 2.2.5. Diagnosis
  - 2.2.6. Treatment
- 2.3. Bird Flu
  - 2.3.1. Epidemiology
  - 2.3.2. Infectious Agents
  - 2.3.3. Pathobiology.
  - 2.3.4. Clinical Picture
  - 2.3.5. Diagnosis
  - 2.3.6. Treatment
- 2.4. Leptospirosis.
  - 2.4.1. Epidemiology
  - 2.4.2. Infectious Agents
  - 2.4.3. Pathobiology.
  - 2.4.4. Clinical Picture
  - 2.4.5. Diagnosis
  - 2.4.6. Treatment



- 2.5. Brucellosis
  - 2.5.1. Epidemiology
  - 2.5.2. Infectious Agents
  - 2.5.3. Pathobiology.
  - 2.5.4. Clinical Picture
  - 2.5.5. Diagnosis
  - 2.5.6. Treatment
- 2.6. Toxoplasmosis
  - 2.6.1. Epidemiology
  - 2.6.2. Infectious Agents
  - 2.6.3. Pathobiology.
  - 2.6.4. Clinical Picture
  - 2.6.5. Diagnosis
  - 2.6.6. Treatment

### Module 3. Mycoses and Parasitosis in Infectiology

- 3.1. General Information on Fungi
  - 3.1.1. General Features of Fungi
  - 3.1.2. Immune Response to Fungi
- 3.2. Diagnostic Methods for Mycoses
  - 3.2.1. Direct Methods.
  - 3.2.2. Indirect Methods.
- 3.3. Superficial Mycosis: Tinea and Epidermatophytosis
  - 3.3.1. Definition
  - 3.3.2. Etiology
  - 3.3.3. Clinical Picture
  - 3.3.4. Diagnosis
  - 3.3.5. Treatment
- 3.4. Deep Mycosis.
  - 3.4.1. Cryptococcosis
  - 3.4.2. Histoplasmosis
  - 3.4.3. Aspergillosis
  - 3.4.4. Other Mycosis

- 3.5. Update on Antifungals
  - 3.5.1. Pharmacological Elements
  - 3.5.2. Clinical Use
- 3.6. General overview of parasitic diseases
  - 3.6.1. General Features of Microbiological Parasites
  - 3.6.2. Immune Response to Parasites
  - 3.6.3. Immune Response to Protozoa
  - 3.6.4. Immune Response to Helminths
- 3.7. Diagnostic Methods for Parasites
  - 3.7.1. Diagnostic Methods for Protozoa
  - 3.7.2. Diagnostic Methods for Helminths
- 3.8. Intestinal Parasites
  - 3.8.1. Ascariasis
  - 3.8.2. Oxiuriasis
  - 3.8.3. Ancylostomiosis and Necatoriosis
  - 3.8.4. Trichuriasis
- 3.9. Tissue Parasitosis
  - 3.9.1. Malaria.
  - 3.9.2. Trypanosomiasis
  - 3.9.3. Schistosomiasis
  - 3.9.4. Leishmaniasis
  - 3.9.5. Filariasis
- 3.10. Update on Antiparasitics
  - 3.10.1. Pharmacological Elements
  - 3.10.2. Clinical Use

## Module 4. Multi-Resistance and Vaccines

- 4.1. The Silent Epidemic of Antibiotic Resistance
  - 4.1.1. Globalisation and Resistance
  - 4.1.2. Change from Susceptible to Resistant of the Microorganisms
- 4.2. The Main Genetic Mechanisms of Antimicrobial Resistance
  - 4.2.1. Describe the Main Mechanisms of Antimicrobial Resistance
  - 4.2.2. Selective Antimicrobial Pressure on Antimicrobial Resistance
- 4.3. Superbugs
  - 4.3.1. Pneumococcus Resistant to Penicillin and Macrolides
  - 4.3.2. Multidrug-Resistant Staphylococci
  - 4.3.3. Resistant Infections in Intensive Care Units (ICUs)
  - 4.3.4. Resistant Urinary Tract Infections
  - 4.3.5. Other Multi-Resistant Microorganisms
- 4.4. Resistant Viruses
  - 4.4.1. HIV
  - 4.4.2. Influenza
  - 4.4.3. Hepatitis Viruses
- 4.5. Multidrug-resistant Malaria
  - 4.5.1. Chloroquine Resistance
  - 4.5.2. Resistance to Other Antimalarials.
- 4.6. The Main Genetic Studies of Antimicrobial Resistance
  - 4.6.1. Interpretation of Resistance Studies
- 4.7. Global Strategies for Reducing Antimicrobial Resistance
  - 4.7.1. The Control of Prescribing Antibiotics
  - 4.7.2. Microbiological Mapping and Clinical Practice Guidelines
- 4.8. General Overview of Vaccines
  - 4.8.1. Immunological Basis of Vaccination
  - 4.8.2. The Process of Vaccination Production
  - 4.8.3. Quality Control of Vaccines
  - 4.8.4. Vaccine Safety and Major Adverse Events
  - 4.8.5. Clinical and Epidemiological Studies for Vaccine Approval

## 4.9. The Use of Vaccines

- 4.9.1. Vaccine-Preventable Diseases and Vaccination Programmes
- 4.9.2. Global Experiences of the Effectiveness of Vaccination Programmes
- 4.9.3. Vaccine Candidates for New Diseases

## Module 5. Rare Infectious Diseases and Other Challenges in Infectiology

- 5.1. General Overview of Rare Infectious Diseases
  - 5.1.1. General concepts
  - 5.1.2. Epidemiology of Rare or Uncommon Infectious Diseases
- 5.2. Bubonic Plague.
  - 5.2.1. Definition
  - 5.2.2. Etiology
  - 5.2.3. Clinical Picture
  - 5.2.4. Diagnosis
  - 5.2.5. Treatment
- 5.3. Lyme Disease
  - 5.3.1. Definition
  - 5.3.2. Etiology
  - 5.3.3. Clinical Picture
  - 5.3.4. Diagnosis
  - 5.3.5. Treatment
- 5.4. Babesiosis.
  - 5.4.1. Definition
  - 5.4.2. Etiology
  - 5.4.3. Clinical Picture
  - 5.4.4. Diagnosis
  - 5.4.5. Treatment



*Quickly identify viral hemorrhagic diseases and the vaccines that target these diseases”*

5.5. Rift Valley Fever

- 5.5.1. Definition
- 5.5.2. Etiology
- 5.5.3. Clinical Picture
- 5.5.4. Diagnosis
- 5.5.5. Treatment

5.6. Diphyllbothriasis

- 5.6.1. Definition
- 5.6.2. Etiology
- 5.6.3. Clinical Picture
- 5.6.4. Diagnosis
- 5.6.5. Treatment

5.7. Zygomycosis

- 5.7.1. Definition
- 5.7.2. Etiology
- 5.7.3. Clinical Picture
- 5.7.4. Diagnosis
- 5.7.5. Treatment

5.8. Cysticercosis

- 5.8.1. Definition
- 5.8.2. Etiology
- 5.8.3. Clinical Picture
- 5.8.4. Diagnosis
- 5.8.5. Treatment

5.9. Kuru

- 5.9.1. Definition
- 5.9.2. Etiology
- 5.9.3. Clinical Picture
- 5.9.4. Diagnosis
- 5.9.5. Treatment

5.10. The Re-emergence of Old Diseases: Causes and Effects

- 5.10.1. Emerging and New Infectious Diseases that Demand New Approaches to their Control
- 5.10.2 The Rise of Microbiological Resistance to Antimicrobial Drugs
- 5.10.3. Development of New Antibiotics
- 5.10.4. Training and Success of Infectologists

05

# Methodology

This academic program offers students a different way of learning. Our methodology uses a cyclical learning approach: **Relearning**.

This teaching system is used, for example, in the most prestigious medical schools in the world, and major publications such as the **New England Journal of Medicine** have considered it to be one of the most effective.





*Discover Relearning, a system that abandons conventional linear learning, to take you through cyclical teaching systems: a way of learning that has proven to be extremely effective, especially in subjects that require memorization"*



## At TECH we use the Case Method

What should a professional do in a given situation? Throughout the program, students will be confronted with multiple simulated clinical cases based on real patients, in which they will have to investigate, establish hypotheses and ultimately, resolve the situation. There is an abundance of scientific evidence on the effectiveness of the method. Pharmacists learn better, more quickly and more sustainably over time.

*With TECH you will experience a way of learning that is shaking the foundations of traditional universities around the world.*



According to Dr. Gervas, the clinical case is the annotated presentation of a patient, or group of patients, which becomes a "case", an example or model that illustrates some peculiar clinical component, either because of its teaching power or because of its uniqueness or rarity. It is essential that the case is based on current professional life, attempting to recreate the actual conditions in a pharmacist's professional practice.

“

*Did you know that this method was developed in 1912, at Harvard, for law students? The case method consisted of presenting students with real-life, complex situations for them to make decisions and justify their decisions on how to solve them. In 1924, Harvard adopted it as a standard teaching method”*

The effectiveness of the method is justified by four fundamental achievements:

1. Pharmacists who follow this method not only grasp concepts, but also develop their mental capacity, by evaluating real situations and applying their knowledge.
2. Learning is solidly translated into practical skills that allow the student to better integrate into the real world.
3. Ideas and concepts are understood more efficiently, given that the example situations are based on real-life.
4. Students like to feel that the effort they put into their studies is worthwhile. This then translates into a greater interest in learning and more time dedicated to working on the course.



## Relearning Methodology

At TECH we enhance the case method with the best 100% online teaching methodology available: Relearning.

Our University is the first in the world to combine the study of clinical cases with a 100% online learning system based on repetition, combining a minimum of 8 different elements in each lesson, which represent a real revolution with respect to simply studying and analyzing cases.

*Pharmacists will learn through real cases and by solving complex situations in simulated learning environments. These simulations are developed using state-of-the-art software to facilitate immersive learning.*





At the forefront of world teaching, the Relearning method has managed to improve the overall satisfaction levels of professionals who complete their studies, with respect to the quality indicators of the best online university (Columbia University).

With this methodology, more than 115,000 pharmacists have been trained with unprecedented success in all clinical specialties, regardless of the surgical load. This pedagogical methodology is developed in a highly demanding environment, with a university student body with a high socioeconomic profile and an average age of 43.5 years.


*Relearning will allow you to learn with less effort and better performance, involving you more in your specialization, developing a critical mindset, defending arguments, and contrasting opinions: a direct equation to success.*

In our program, learning is not a linear process, but rather a spiral (learn, unlearn, forget, and re-learn). Therefore, we combine each of these elements concentrically.

The overall score obtained by TECH's learning system is 8.01, according to the highest international standards.



This program offers the best educational material, prepared with professionals in mind:



### Study Material

All teaching material is created specifically for the course by specialist pharmacists who will be teaching the course, so that the didactic development is highly specific and accurate.

These contents are then applied to the audiovisual format, to create the TECH online working method. All this, with the latest techniques that offer high quality pieces in each and every one of the materials that are made available to the student.



### Video Techniques and Procedures

TECH introduces students to the latest techniques, to the latest educational advances, to the forefront of current pharmaceutical care procedures. All of this, first hand, and explained and detailed with precision to contribute to assimilation and a better understanding. And best of all, you can watch them as many times as you want.



### Interactive Summaries

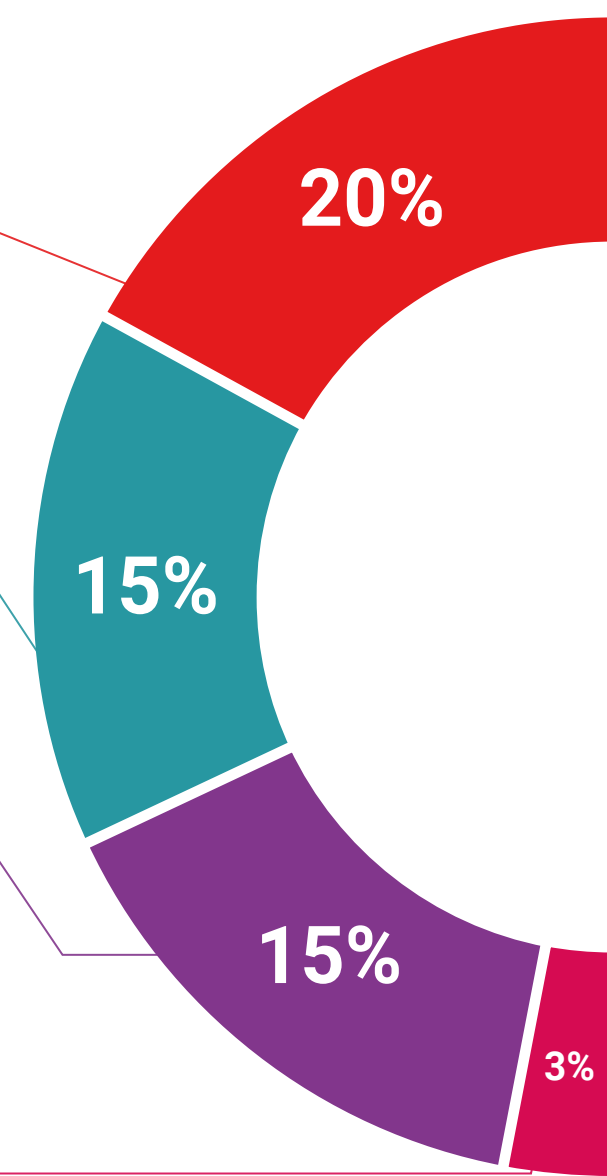
The TECH team presents the contents attractively and dynamically in multimedia lessons that include audio, videos, images, diagrams, and concept maps in order to reinforce knowledge.

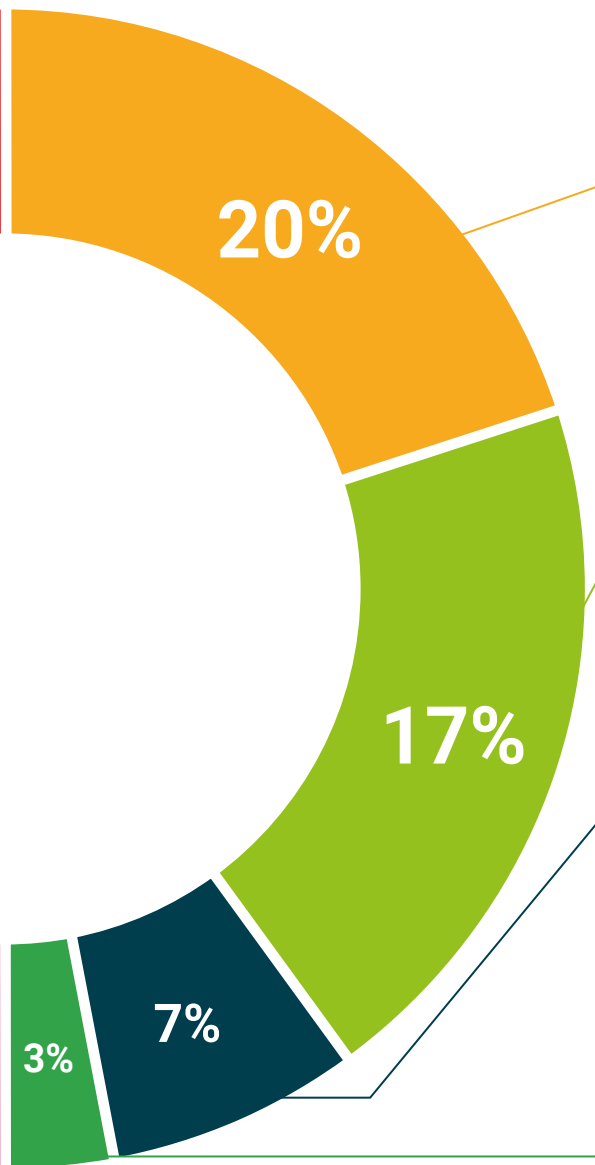
This unique multimedia content presentation training system was awarded by Microsoft as a "European Success Story".



### Additional Reading

Recent articles, consensus documents and international guidelines, among others. In TECH's virtual library, students will have access to everything they need to complete their course.





**Expert-Led Case Studies and Case Analysis**

Effective learning ought to be contextual. Therefore, we will present you with real case developments in which the expert will guide you through focusing on and solving the different situations: a clear and direct way to achieve the highest degree of understanding.



**Testing & Retesting**

We periodically evaluate and re-evaluate students' knowledge throughout the program, through assessment and self-assessment activities and exercises, so that they can see how they are achieving their goals.



**Classes**

There is scientific evidence on the usefulness of learning by observing experts. The system known as Learning from an Expert strengthens knowledge and memory, and generates confidence in future difficult decisions.



**Quick Action Guides**

TECH offers the most relevant contents of the course in the form of worksheets or quick action guides. A synthetic, practical, and effective way to help students progress in their learning.





06

# Certificate

The Postgraduate Diploma in Zoonosis and Parasitosis for Pharmacists guarantees students, in addition to the most rigorous and up-to-date education, access to a Postgraduate Diploma issued by TECH Technological University.



“

*Successfully complete this program and receive your university certificate without travel or laborious paperwork”*

This **Postgraduate Diploma in Zoonosis and Parasitosis for Pharmacists** contains the most complete and up-to-date educational program on the market.

After the student has passed the assessments, they will receive their corresponding **Postgraduate Diploma**, issued by **TECH Technological University** via tracked delivery\*.

The certificate issued by **TECH Technological University** will reflect the qualification obtained in the Postgraduate Diploma, and it meets the requirements commonly required by labor exchanges, competitive examinations, and professional career evaluation committees.

Title: **Postgraduate Diploma in Zoonosis and Parasitosis for Pharmacists**

Official N° of Hours: **500 h.**



\*Apostille Convention. In the event that the student wishes to have their paper diploma issued with an apostille, TECH EDUCATION will make the necessary arrangements to obtain it, at an additional cost.

future  
health confidence people  
education information tutors  
guarantee accreditation teaching  
institutions technology learning  
community commitment  
personalized service innovation  
knowledge present  
development language  
virtual classroom

**tech** technological  
university

**Postgraduate Diploma**  
Zoonosis and Parasitosis  
for Pharmacists

- » Modality: online
- » Duration: 6 months
- » Certificate: TECH Technological University
- » Dedication: 16h/week
- » Schedule: at your own pace
- » Exams: online



# Postgraduate Diploma

## Zoonosis and Parasitosis for Pharmacists