

Postgraduate Diploma Infections in Primary Care





Postgraduate Diploma Infections in Primary Care

- » Modality: online
- » Duration: 6 months
- » Certificate: TECH Technological University
- » Dedication: 16h/week
- » Schedule: at your own pace
- » Exams: online

Website: www.techtitute.com/us/pharmacy/postgraduate-diploma/postgraduate-diploma-infections-primary-care

Index

01

Introduction

p. 4

02

Objectives

p. 8

03

Course Management

p. 12

04

Structure and Content

p. 18

05

Methodology

p. 26

06

Certificate

p. 34

01

Introduction

The high incidence of infectious pathologies in pediatrics in primary care is a health reality that all agents in this sector are aware of or should be aware of. The pharmacy professional, as a fundamental support in the intervention in this field, needs a complete and up-to-date knowledge that allows them to act with the best of the capacity.





“

Take the opportunity to learn about the latest advances in this field in order to apply it to your daily practice"

This program offers the student the possibility of deepening and updating knowledge, using the latest educational technology. It provides an overview of infections in primary care, while focusing on the most important and innovative aspects.

This program arises as a response to an important need in the field of Infectious Diseases. Today, this need, responds among other things, to the emergence of certain diseases that are unknown or have little practice (zika, chikungunya, hemorrhagic fevers, among others), and with others that have fallen into oblivion or are unknown to less experienced pharmacists such as diphtheria, measles, pertussis (whooping cough), or flaccid paralysis associated with poliovirus vaccines.

At the therapeutic level, the emergence of resistance (BLEES, MRSA, carbapenem-resistant enterobacteria, etc.), often caused by the unwise and rational use of drugs, creates problems for the clinician when it comes to initial empirical treatment in certain situations.

On the other hand, parents who refuse vaccines, children from low-income backgrounds, infections in transplant recipients, children with devices, fevers without focus in well-vaccinated children are increasingly common situations that the pharmacist has to deal with.

All this means that, in order to provide the best possible care, the pharmacist must continuously update themselves, even if they are not a specialist, since the percentage of visits or inter-consultations related to infection is very high. If we add to this the increasing amount of information provided by parents, sometimes not always contrasted, professional updating becomes essential to be able to provide adequate information according to the current scientific evidence at all times.

With this program you will have the opportunity to study a teaching program that brings together the most advanced and in-depth knowledge in the field, where a group of professors of high scientific rigor and extensive international experience provides you with the most complete and up-to-date information on the latest advances and techniques on Infections in Primary Care.

This **Postgraduate Diploma in Infections in Primary Care** contains the most complete and up-to-date scientific program on the market. The most important features include:

- ♦ Practical case studies presented by experts
- ♦ The graphic, schematic, and practical contents with which they are created provide scientific and practical information on the disciplines that are essential for professional practice
- ♦ The latest developments on Infections in Primary Care
- ♦ Practical exercises where the self-assessment process can be carried out to improve learning
- ♦ Emphasis on innovative methodologies
- ♦ Theoretical lessons, questions to the expert, debate forums on controversial topics, and individual reflection assignments
- ♦ Content that is accessible from any fixed or portable device with an Internet connection



This Postgraduate Diploma in Infections in Primary Care will help you keep up to date in order to provide complete and quality care"

“

This Postgraduate Diploma is the best investment you can make when selecting an up-to-date program for two reasons: in addition to updating your knowledge in primary care emergencies, you will obtain a qualification from TECH Technological University"

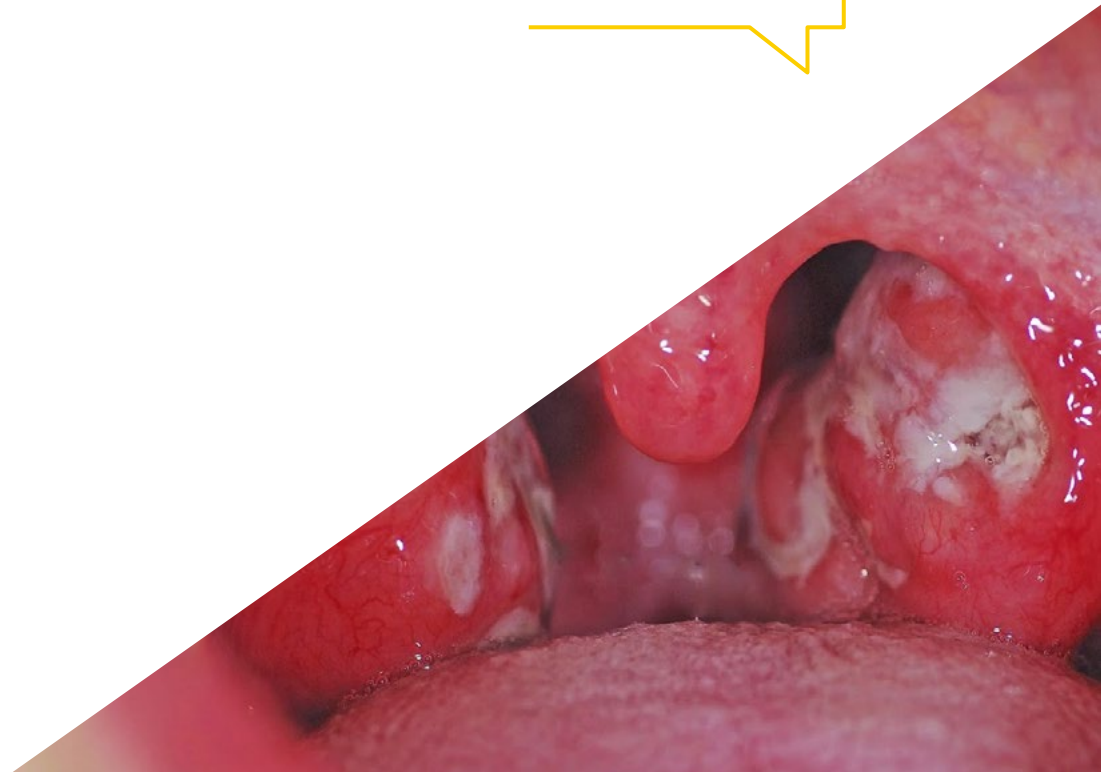
It includes, in its teaching staff, expert professionals who bring to this program the experience of their work, in addition to recognized specialists from prestigious reference societies and universities.

The multimedia content, developed with the latest educational technology, will provide the professional with situated and contextual learning, i.e., a simulated environment that will provide an immersive learning experience designed to prepare for real-life situations.

The design of this program focuses on Problem-Based Learning, through which the pharmacist must try to solve the different professional practice situations that arise. For this purpose, the specialist will be assisted by an innovative interactive video system created by renowned experts in the field of Infections in Primary Care with extensive experience.

Learn in an active way with this Postgraduate Diploma created to be fully compatible with other obligations.

Increase your decision-making confidence by updating your knowledge through this Postgraduate Diploma.



02

Objectives

Get updated in the latest contents of pediatric infectious diseases, applied to pharmacy, in a Postgraduate Diploma created to prepare qualified and successful professionals.





“

Specialize in Primary Care Infection using the latest educational technology and achieve the best results in the shortest possible time"



General Objective

- Update the knowledge of the pharmacist who cares for children, through the latest advances in the field of Primary Care or Hospital Infectious Diseases, in order to increase the quality of care, the Healthcare's safety and to achieve the best outcome for the patient



Specific Objectives

Module 1. Current Overview of Infectious Diseases

- Describe the current epidemiology with the changes that have occurred in the last decade
- Identify the epidemiological situation of bacterial meningitis
- Explain the epidemiology of tuberculosis in our environment and the resistance to treatment
- Describe the microbiome, its relationship to health and disease
- Explain the role of fever associated with infection and antipyretic therapeutics
- Describe the alterations of the immune system that contribute to vulnerability to infection





Module 2. Eye, Skin, Soft Tissue and Skeletal System Infections

- ♦ Analyze the different complementary explorations to be used cost-effectively in community-acquired infections
- ♦ Describe the clinical manifestations of diseases affecting the skin and soft tissues
- ♦ Develop a correct strategy in the differential diagnosis of diseases with exanthema

Module 3. ENT and Respiratory Infections

- ♦ Identify complications of diseases such as community-acquired pneumonia or pyelonephritis
- ♦ Describe the appropriate management of tuberculosis: infection, disease and contact study
- ♦ Acquire current knowledge of Mycoplasma pathology

Module 4. Gastrointestinal and Urinary Tract Infections and STDs

- ♦ Define the procedure for exploratory and preventive actions for renal or urinary malformations, as well as Vesicoureteral reflux in urinary tract infections
- ♦ Describe the management of severe sepsis and code sepsis

Module 5. Febrile Syndromes and Exanthems

- ♦ Identify the up-to-date diagnostic criteria for viral hepatitis and their current treatment

Module 6. Preventive Measures

- ♦ Describe the current use of vaccines, doses, intervals, side effects, responses to anti-vaccine movements
- ♦ Describe the indications for antibiotic prophylaxis and post-exposure prophylaxis

03

Course Management

The program includes in its teaching staff reference specialists in Pediatric Infectious Diseases, Pediatrics, Microbiology and other related areas, who bring to this training the experience of their work. Additionally, other recognized specialists participate in its design and preparation, which means that the program is developed in an interdisciplinary manner.





“

Learn from reference professionals, the latest advances in procedures in the field of Pediatric Infectious Diseases”

Guest Director



Dr. Hernández-Sampelayo Matos, Teresa

- ◆ Head of Pediatrics Service and ACES Cajal Hospital Gregorio Marañón General University Hospital
- ◆ Head of the Pediatric Infectious Diseases Section at the Gregorio Marañón General University Hospital
- ◆ Accreditation by ANECA as a contract professor Doctor of the National Agency for Quality Assessment and Accreditation
- ◆ Emergency Pediatrics at the Autonomous University of Madrid. Medicine
- ◆ Pediatric Gastroenterology, Autonomous University of Madrid. Medicine
- ◆ Neonatology Autonomous University of Madrid. Medicine
- ◆ Project on Determination of free cytokine profile in plasma and specific response against Mycobacterium tuberculosis. Utility as biomarkers in children with active tuberculous disease and latent tuberculous infection
- ◆ Pediatric Antifungal Optimization Program at Astllas Pharma Europe Ltd.

Management



Dr. Otero Reigada, María del Carmen

- ◆ Former chief clinician in infectious diseases and infants, La Fe from Valencia University Hospital
- ◆ Pediatric Infectious Diseases Specialist
- ◆ Specialist in Clinical Microbiology
- ◆ Currently pediatrician and pediatric infectologist, at Valencia Hospital

Professors

Dr. Aguilera Alonso, David

- ♦ Attending Physician in Pediatrics and Specific Areas / Pediatric Infectious Diseases Unit at the Gregorio Marañón General University Hospital
- ♦ Degree in Medicine and Surgery, University of Valencia
- ♦ Master's Degree in Pediatric Infectious Diseases Complutense University of Madrid.
- ♦ Professional Master's Degree on HIV infection Rey Juan Carlos University
- ♦ University Expert in Basic Pediatric Infectious Diseases Rey Juan Carlos University

Dr. Calle Miguel, Laura

- ♦ Health Service of the Principality of Asturias, Health Area V, Pediatric Specialist Physician.
- ♦ Master's Degree in Research in Medicine at the University of Oviedo
- ♦ Degree in Medicine and Surgery, University of Oviedo.
- ♦ Doctor of Medicine. Pediatric Diseases, University of Oviedo
- ♦ Specialist in Pediatrics and Specific Areas of Gijón, Principality of Asturias, Spain.

Dr. Hernanz Lobo, Alicia

- ♦ Assistant Pediatric Physician at the Gregorio Marañón General University Hospital. Graduated in Medicine, Complutense University of Madrid (UCM)
- ♦ Specialist in Pediatrics and its Specific Areas, having training as a resident intern at the Gregorio Marañón General University Hospital
- ♦ Master's Degree in Pediatric Infectious Diseases Complutense University of Madrid.
- ♦ Degree and Master's Degree in Medicine Complutense University of Madrid
- ♦ Official Doctoral Program in Health Sciences Research Complutense , University of Madrid

Ms. Manzanares Casteleiro, Ángela.

- ♦ Doctor, Autonomous University of Madrid. Completion of the Pediatrics specialty
- ♦ Currently working up to 12/31/2020 in the Pediatric Infectious Diseases Section, 12 de Octubre University Hospital and the Pediatric Clinical Research Unit, 12 de Octubre Hospital
- ♦ Studying since October 2020 the Master's Degree in Pediatric Infectious Diseases at the Complutense University of Madrid with clinical practice at the Gregorio Marañón Hospital
- ♦ Researcher at the Foundation for investigation. Research at the 12 de Octubre University Hospital
- ♦ Resident Medical Intern, 12 de Octubre University Hospital, Madrid

Dr. Argilés Aparicio, Bienvenida.

- ♦ MIR Specialist in Pediatrics and its Specialized Areas at La Fe University Hospital (Valencia)

Dr. Bosch Moragas, María.

- ♦ MIR Specialist in Pediatrics and its specific areas at La Fe University Hospital, Valencia. CAP st Anadreu, Barcelona

Dr. Cantón Lacasa, Emilia

- ♦ Research Center (Microbiology Laboratory), La Fe University Hospital (Valencia)

Dr. Cambra Sirera, José Isidro

- ♦ Head of Section, Pediatrics Service, Lluís Alcanyís Hospital (Xàtiva)

Dr. Canyete Nieto, Adela

- ♦ Head of Pediatric Oncology Unit, La Fe Polytechnic and University Hospital (Valencia)

Dr. Couselo Jerez, Miguel

- ♦ Doctor of Medicine
- ♦ Specialist in Pediatric Surgery.
- ♦ Pediatric Surgery Service, La Fe University and Polytechnic Hospital (Valencia)

Dr. Cortell Aznar, Isidoro

- ♦ Specialist in Pediatric Pulmonology, La Fe University and Polytechnic Hospital (Valencia)

Dr. Dasí Carpio, María Ángeles

- ♦ Head of Hematology Unit, La Fe Polytechnic and University Hospital (Valencia)
- ♦ Professor at the Universitat de València

Dr. Fonseca Martín, Rosa

- ♦ Specialist in Pediatric Surgery
- ♦ Pediatric Surgery Service, La Fe University and Polytechnic Hospital (Valencia)

Dr. Gobernado Serrano, Miguel

- ♦ Specialist in Clinical Microbiology, attached to the University and Polytechnic Hospital of La Fe (Valencia)

Dr. González Granda, Damiana

- ♦ Microbiology Unit of(Xàtiva Hospital, Valencia Spain)

Dr. Ibáñez Martínez, Elisa

- ♦ Specialist in Clinical Microbiology and Parasitology, La Fe University and Polytechnic Hospital (Valencia)

Dr. Izquierdo Macián, Isabel

- ♦ Head of the Neonatology Service of the Child Disease Area, La Fe Polytechnic and University Hospital (Valencia)

Dr. Martínez Morel, Héctor

- ♦ Area Specialist Physician (FEA) in Preventive Medicine and Public Health, La Fe Polytechnic and University Hospital (Valencia)

Dr. Meyer García, María Carmen

- ♦ Area Specialist Physician (FEA) in Preventive Medicine and Public Health, La Fe Polytechnic and University Hospital (Valencia)

Dr. Modesto i Alarcón, Vicente

- ♦ Head of Section of Pediatric ICU and Resuscitation, La Fe Polytechnic and University Hospital (Valencia)

Dr. Mollar Maseres, Juan

- ♦ Doctor of Medicine. Head of Section of Preventive Medicine, La Fe University and Polytechnic Hospital (Valencia).

Dr. Monte Boquet, Emilio

- ♦ Head of Department Pharmacy Service, La Fe University and Polytechnic Hospital (Valencia)

Dr. Monteagudo Montesinos, Emilio

- ♦ Head of the Pediatrics Department, La Fe University and Polytechnic Hospital (Valencia)

Dr. Negre Policarpo, Sergio

- ♦ PhD in Medicine and Surgery from the University of Valencia
- ♦ Head of the Pediatric Gastroenterology and Nutrition Section at the Quironsalud Hospital (Valencia)



Dr. Oltra Benavent, Manuel

- ◆ Pediatric Specialist Physician in Pediatrics and its Specialized Areas, Francesc de Borja Hospital. Gandía Health Department

Dr. Ortí Martín, Ana

- ◆ Specialist in Pediatrics and its Specific Areas, Centro de Salud Padre Jofré(Valencia)

Dr. Peiró Molina, Esteban

- ◆ Specialist Physician
- ◆ Pediatric Cardiology Section, La Fe University and Polytechnic Hospital (Valencia)

Dr. Rincón Lopez, Elena María

- ◆ Assistant Physician, Pediatric Infectious Diseases Section, Gregorio Marañón General University Hospital (Madrid)
- ◆ Professional Master's Degree in Pediatric Infectious Diseases at the Complutense University of Madrid

Dr. Rodríguez, Héctor

- ◆ Specialist in Pediatrics and its Specific Areas, Centro de Salud at Manises Hospital (Valencia)

Ms. Sastre Cantón, Macrina

- ◆ Vaccine Research Area
- ◆ Foundation for the Promotion of Health and Biomedical Research of the Valencian Community (FISABIO)

04

Structure and Content

A compendium of knowledge created to give pharmacists the opportunity to catch up or incorporate the most advanced knowledge in Pediatric Infectious Diseases on the current scene. With the confidence and solvency of the largest in-Spanish online university in the world.





“

A comprehensive teaching program, structured in well-developed teaching units, oriented towards efficient and swift learning that is compatible with your personal and professional life”

Module 1. Current Overview of Infectious Diseases

- 1.1. Update on Epidemiological and Public Health Aspects
 - 1.1.1. Current Status of the Epidemiology of Vaccine-Preventable Diseases in the World
- 1.2. Current Epidemiology of Relevant Infectious Pathologies in our Environment
 - 1.2.1. Current Epidemiology of Bacterial Meningitis
 - 1.2.2. Current Epidemiology of Poliomyelitis and Flaccid Paralysis due to Non-Poliovirus and Live Attenuated Virus Vaccine
 - 1.2.3. Epidemiology of Tuberculosis and its Resistance in High-Income Countries
 - 1.2.4. Epidemiology of Sexually Transmitted Infections in Adolescents
- 1.3. Transmission Mechanisms in Pediatrics
 - 1.3.1. Dynamics and Transmission Mechanisms of the Most Common Agents in Pediatrics Today (Includes Intrafamily Transmission)
 - 1.3.2. Seasonality of Infection in Pediatrics Outbreak Management
 - 1.3.2.1. Temporal Epidemiological Parameters in the Most Common Infections in the Community, Common Point Sources, Continuous, Propagative and Mixed exposure
- 1.4. Microbiota, Defensive and Immunomodulatory Function
 - 1.4.1. Composition of the Intestinal Flora, Modification with Age
 - 1.4.2. Defensive and Immunomodulatory Role of the Microbiota
- 1.5. Fever and Inflammatory Response
 - 1.5.1. Update on the Role of Fever in Infection and Antipyretic Therapeutics
 - 1.5.2. Inflammatory Response and Systemic Inflammatory Response Syndrome
- 1.6. Infections in the Immunocompromised Patient
- 1.7. Image Interpretation of Infectious Diseases in the Pediatric Age
 - 1.7.1. Interpretation of Ultrasound Images Applied to Infectious Pathology
 - 1.7.2. Interpretation of TC Applied to Infectious Pathology
 - 1.7.3. MRI Interpretation Applied to Infectious Pathology





Module 2. Eye, Skin, Soft Tissue and Skeletal System Infections

- 2.1. Bacterial or Viral Conjunctivitis
- 2.2. Dacryocystitis
- 2.3. Endophthalmitis
- 2.4. Preseptal and Postseptal Orbital Cellulitis
- 2.5. Bacterial Skin Infections
- 2.6. Viral Skin Infections
- 2.7. Parasitic Skin Infections
- 2.8. Dermatophyte Skin Infections
- 2.9. Candida and Malassezia Skin Infections
- 2.10. Involvement of Methicillin-Resistant Staphylococcus Aureus (MRSA) in Pediatric Skin and Soft Tissue Infections in our Environment
- 2.11. Adenitis
- 2.12. Lymphangitis
- 2.13. Necrotizing Fasciitis
- 2.14. Bite Infections
 - 2.14.1. Bites in Urban Environment
 - 2.14.2. Bites in Rural Environment
- 2.15. Osteomyelitis and Arthritis
- 2.16. Myositis and Pyomyositis
- 2.17. Spondylodiscitis

Module 3. Oral and Respiratory Infections


- 3.1. Pharyngotonsillitis
- 3.2. Peritonsillar Regional Abscesses and Lemierre's Syndrome
 - 3.2.1. Abscesses in Peritonsillar Region
 - 3.2.2. Mastoiditis
- 3.3. Otitis and Mastoiditis
- 3.4. Sinusitis
- 3.5. Update on Diphtheria
- 3.6. Oral Mucosa Infections Odontogenic Infections
- 3.7. Common Cold
- 3.8. Influenza in Pediatrics
- 3.9. Pertussis Syndrome

- 3.10. Update on Bronchiolitis Treatment
- 3.11. Community-Acquired Pneumonia (CAP)
 - 3.11.1. Etiological Agents by Age
 - 3.11.2. Diagnosis
 - 3.11.3. Severity Factors
 - 3.11.4. Treatment
- 3.12. Pleural Empyema
- 3.13. Tuberculosis
 - 3.13.1. Current Guidelines
 - 3.13.2. Infections
 - 3.13.3. Disease
 - 3.13.4. Diagnosis
 - 3.13.5. Treatment

Module 4. Gastrointestinal and Urinary Tract Infections and STDs

- 4.1. Acute Gastroenteritis.
 - 4.1.1. Current Management
- 4.2. Traveler's Diarrhea in Children
- 4.3. Current Role of Parasites in Diarrheal Syndromes in our Environment.
- 4.4. Update on Hepatitis A and E
- 4.5. Hepatitis B y Hepatitis C
 - 4.5.1. Current Treatment Options
 - 4.5.2. Risk Factors for Disease Progression
- 4.6. Update on Clostridium Difficile in Pediatrics
- 4.7. Acute Appendicitis in Children
 - 4.7.1. Need or Not of Antibiotic Treatment
- 4.8. Urinary Infection
 - 4.8.1. Current Treatment Management
 - 4.8.2. Complementary Evaluations
 - 4.8.3. Prophylaxis
 - 4.8.4. Role of Vesicoureteral Reflux



- 
- 4.9. Epidemiology, Clinical Manifestations, Diagnosis and Treatment of the Most Common Sexually Transmitted Infections
 - 4.9.1. Syphilis
 - 4.9.2. Gonorrhea
 - 4.9.3. Papillomavirus
 - 4.9.4. Chlamydia Trachomatis
 - 4.9.5. Herpes Virus 1 and 2
 - 4.10. Perirectal Abscesses

Module 5. Febrile Syndromes and Exanthems

- 5.1. Fever Without a Focus in Children Less than 3 Months Old
 - 5.1.1. Algorithm of Action
 - 5.1.2. Fever of Unknown Origin in Pediatrics
- 5.2. Recurrent and Periodic Fever
 - 5.2.1. Differential Diagnosis
- 5.3. Leishmaniasis
- 5.4. Exanthematous Diseases and Differential Diagnosis
- 5.5. Mycoplasma Pneumoniae Non-Pulmonary Pathology

Module 6. Preventive Measures

- 6.1. Control and Response to Hospital Outbreaks of Infection
 - 6.1.1. Common Microorganisms
 - 6.1.2. Current Multidrug-Resistant Microorganisms (Including Decontamination in the MRSA Patient)
- 6.2. Hospital Organization and Control of Today's Multidrug-Resistant Microorganisms
- 6.3. Current Indications for Isolation in Hospital Pediatrics
- 6.4. Current Vaccines
 - 6.4.1. Prematurity
 - 6.4.2. Immunodeficient Child
 - 6.4.3. Child Undergoing Immunosuppressive Treatments
 - 6.4.4. Splenectomized Patients
 - 6.4.5. Transplant Recipients
 - 6.4.6. HIV

- 6.5. Update on Vaccination of Children in Special Situations
- 6.6. Current Indications for Antibiotic Prophylaxis
- 6.7. Indications for Prophylaxis
 - 6.7.1. In case of Accidental Puncture
 - 6.7.2. Indications for Sexual Abuse Prophylaxis
- 6.8. Post-Exposure Performance
 - 6.8.1. Chickenpox
 - 6.8.2. Measles
 - 6.8.3. In Hepatitis B
 - 6.8.4. In Hepatitis A
 - 6.8.5. Tuberculosis
 - 6.8.6. Tetanus
 - 6.8.7. Rabies
- 6.9. Current Status of Perioperative Prophylaxis of the Surgical Patient
- 6.10. Update on Antibiotic Prophylaxis in Transplant Children and Patients Treated for Atypical Hemolytic Uremic Syndrome





“

An exciting process that will not only help you learn but also grow as a professional”

05

Methodology

This academic program offers students a different way of learning. Our methodology uses a cyclical learning approach: **Relearning**.

This teaching system is used, for example, in the most prestigious medical schools in the world, and major publications such as the **New England Journal of Medicine** have considered it to be one of the most effective.





Discover Relearning, a system that abandons conventional linear learning, to take you through cyclical teaching systems: a way of learning that has proven to be extremely effective, especially in subjects that require memorization"

At TECH we use the Case Method

What should a professional do in a given situation? Throughout the program, students will be confronted with multiple simulated clinical cases based on real patients, in which they will have to investigate, establish hypotheses and ultimately, resolve the situation. There is an abundance of scientific evidence on the effectiveness of the method. Pharmacists learn better, more quickly and more sustainably over time.

With TECH you will experience a way of learning that is shaking the foundations of traditional universities around the world.



According to Dr. Gervas, the clinical case is the annotated presentation of a patient, or group of patients, which becomes a "case", an example or model that illustrates some peculiar clinical component, either because of its teaching power or because of its uniqueness or rarity. It is essential that the case is based on current professional life, attempting to recreate the actual conditions in a pharmacist's professional practice.

“

Did you know that this method was developed in 1912, at Harvard, for law students? The case method consisted of presenting students with real-life, complex situations for them to make decisions and justify their decisions on how to solve them. In 1924, Harvard adopted it as a standard teaching method”

The effectiveness of the method is justified by four fundamental achievements:

1. Pharmacists who follow this method not only grasp concepts, but also develop their mental capacity, by evaluating real situations and applying their knowledge.
2. Learning is solidly translated into practical skills that allow the student to better integrate into the real world.
3. Ideas and concepts are understood more efficiently, given that the example situations are based on real-life.
4. Students like to feel that the effort they put into their studies is worthwhile. This then translates into a greater interest in learning and more time dedicated to working on the course.



Relearning Methodology

At TECH we enhance the case method with the best 100% online teaching methodology available: Relearning.

Our University is the first in the world to combine the study of clinical cases with a 100% online learning system based on repetition, combining a minimum of 8 different elements in each lesson, which represent a real revolution with respect to simply studying and analyzing cases.



Pharmacists will learn through real cases and by solving complex situations in simulated learning environments. These simulations are developed using state-of-the-art software to facilitate immersive learning.

At the forefront of world teaching, the Relearning method has managed to improve the overall satisfaction levels of professionals who complete their studies, with respect to the quality indicators of the best online university (Columbia University).

With this methodology, more than 115,000 pharmacists have been trained with unprecedented success in all clinical specialties, regardless of the surgical load. This pedagogical methodology is developed in a highly demanding environment, with a university student body with a high socioeconomic profile and an average age of 43.5 years.

Relearning will allow you to learn with less effort and better performance, involving you more in your specialization, developing a critical mindset, defending arguments, and contrasting opinions: a direct equation to success.

In our program, learning is not a linear process, but rather a spiral (learn, unlearn, forget, and re-learn). Therefore, we combine each of these elements concentrically.

The overall score obtained by TECH's learning system is 8.01, according to the highest international standards.



This program offers the best educational material, prepared with professionals in mind:



Study Material

All teaching material is created specifically for the course by specialist pharmacists who will be teaching the course, so that the didactic development is highly specific and accurate.

These contents are then applied to the audiovisual format, to create the TECH online working method. All this, with the latest techniques that offer high quality pieces in each and every one of the materials that are made available to the student.



Video Techniques and Procedures

TECH introduces students to the latest techniques, to the latest educational advances, to the forefront of current pharmaceutical care procedures. All of this, first hand, and explained and detailed with precision to contribute to assimilation and a better understanding. And best of all, you can watch them as many times as you want.



Interactive Summaries

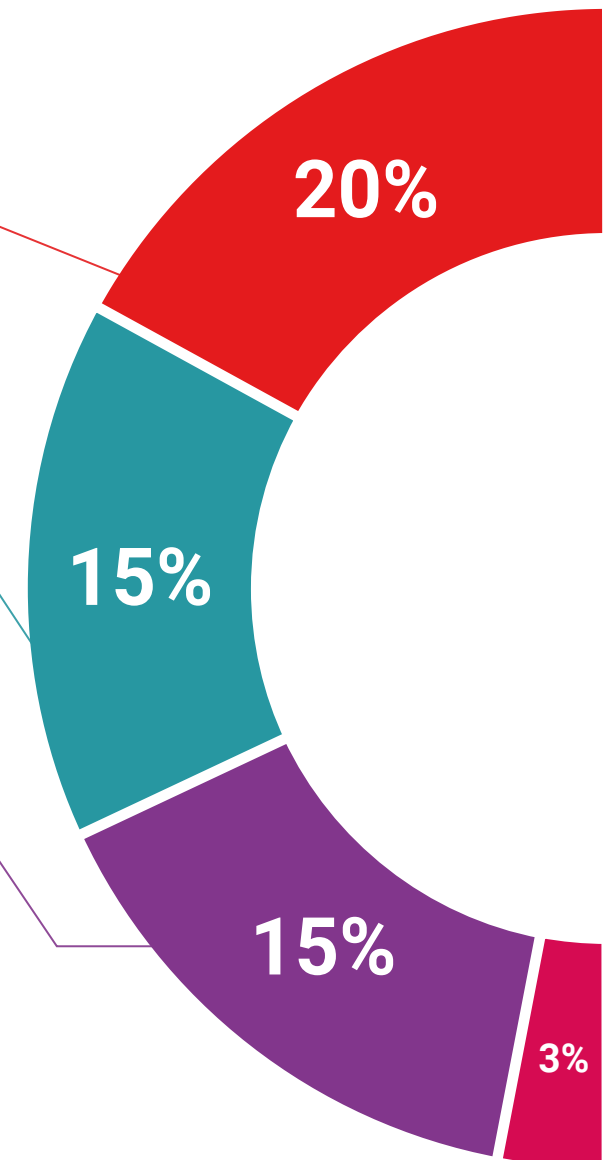
The TECH team presents the contents attractively and dynamically in multimedia lessons that include audio, videos, images, diagrams, and concept maps in order to reinforce knowledge.

This unique multimedia content presentation training system was awarded by Microsoft as a "European Success Story".



Additional Reading

Recent articles, consensus documents and international guidelines, among others. In TECH's virtual library, students will have access to everything they need to complete their course.





Expert-Led Case Studies and Case Analysis

Effective learning ought to be contextual. Therefore, we will present you with real case developments in which the expert will guide you through focusing on and solving the different situations: a clear and direct way to achieve the highest degree of understanding.



Testing & Retesting

We periodically evaluate and re-evaluate students' knowledge throughout the program, through assessment and self-assessment activities and exercises, so that they can see how they are achieving their goals.



Classes

There is scientific evidence on the usefulness of learning by observing experts. The system known as Learning from an Expert strengthens knowledge and memory, and generates confidence in future difficult decisions.



Quick Action Guides

TECH offers the most relevant contents of the course in the form of worksheets or quick action guides. A synthetic, practical, and effective way to help students progress in their learning.



06

Certificate

The Postgraduate Diploma in Infections in Primary Care guarantees students, in addition to the most rigorous and up-to-date education, access to a Postgraduate Diploma issued by TECH Technological University.



“

Successfully complete this program and receive your university qualification without having to travel or fill out laborious paperwork”

This **Postgraduate Diploma in Infections in Primary Care** contains the most complete and up-to-date scientific program on the market.

After the student has passed the assessments, they will receive their corresponding **Postgraduate Diploma** issued by **TECH Technological University** via tracked delivery*.

The diploma issued by **TECH Technological University** will reflect the qualification obtained in the Postgraduate Diploma, and meets the requirements commonly demanded by labor exchanges, competitive examinations, and professional career evaluation committees.

Title: **Postgraduate Diploma in Infections in Primary Care**

Official N° of Hours: **650 h.**



*Apostille Convention. In the event that the student wishes to have their paper diploma issued with an apostille, TECH EDUCATION will make the necessary arrangements to obtain it, at an additional cost.

future
health confidence people
education information tutors
guarantee accreditation teaching
institutions technology learning
community commitment
personalized service innovation
knowledge present quality
development language
virtual classroom



Postgraduate Diploma Infections in Primary Care

- » Modality: online
- » Duration: 6 months
- » Certificate: TECH Technological University
- » Dedication: 16h/week
- » Schedule: at your own pace
- » Exams: online

Postgraduate Diploma

Infections in Primary Care