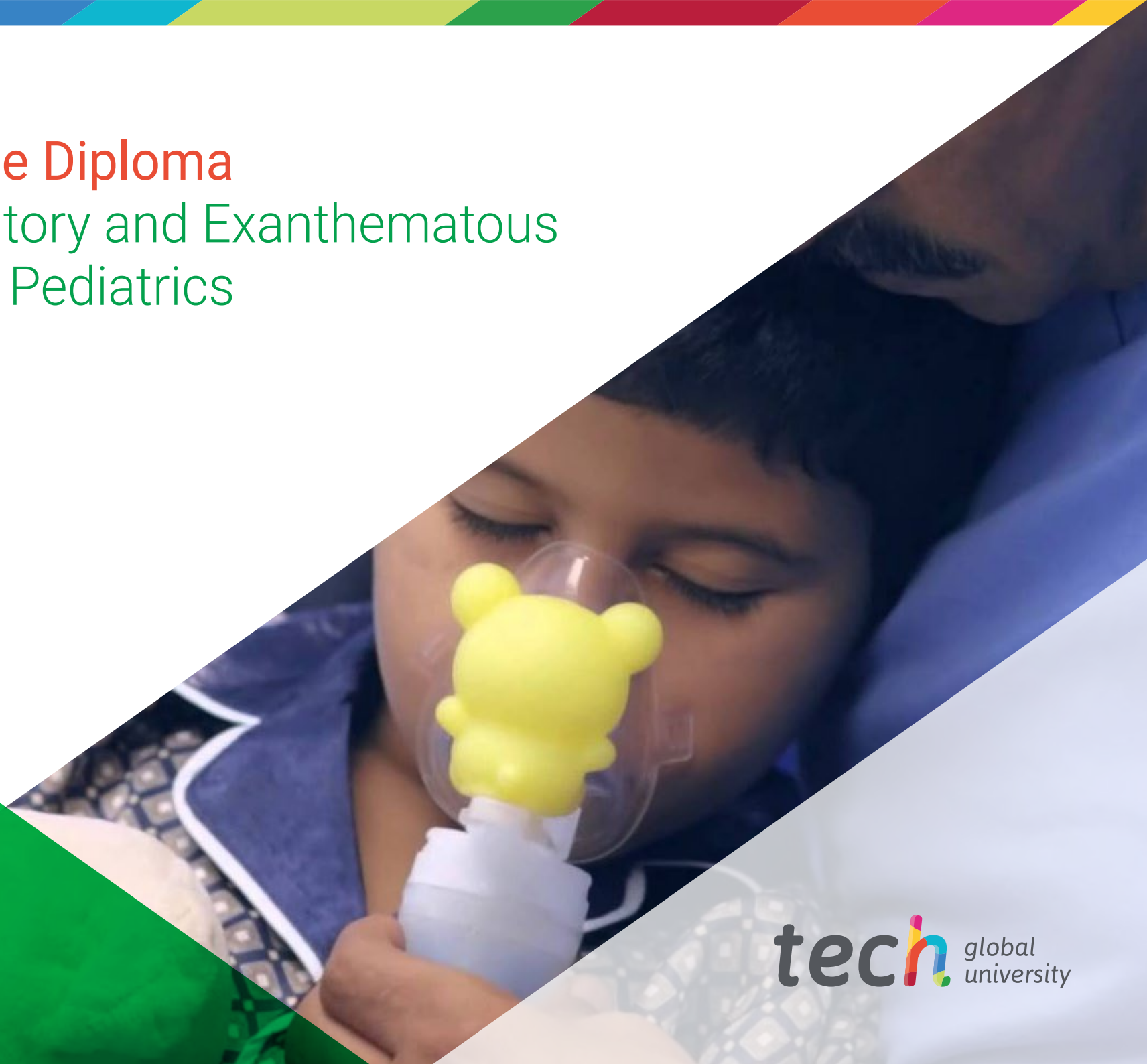


Postgraduate Diploma
ENT, Respiratory and Exanthematous
Infections in Pediatrics





Postgraduate Diploma

ENT, Respiratory and Exanthematous Infections in Pediatrics

- » Modality: online
- » Duration: 6 months
- » Certificate: TECH Global University
- » Credits: 18 ECTS
- » Schedule: at your own pace
- » Exams: online

Website: www.techtute.com/us/pharmacy/postgraduate-diploma/postgraduate-diploma-ent-respiratory-exanthematous-infections-pediatrics

Index

01

Introduction

p. 4

02

Objectives

p. 8

03

Course Management

p. 12

04

Structure and Content

p. 18

05

Methodology

p. 24

06

Certificate

p. 32

01

Introduction

Update your knowledge about ENT, Respiratory and Exanthematological Infections in Pediatrics with this complete program taught by professionals of the sector, who have deposited all their knowledge and experience in the elaboration of this program.

A unique training that will allow pharmacy professionals to specialize in a booming sector, due to the high impact that infectious diseases have nowadays.





“

*Learn in an active way with this
Postgraduate Diploma created to be
fully compatible with other obligations”*

This program offers the student the possibility to deepen and update knowledge, using the latest educational technology. It offers a global vision of ENT, Respiratory and Exanthematous Infections in Pediatrics, while focusing on the most important and innovative aspects.

This program arises as a response to an important need in the field of Infectious Diseases. Today, this need responds, among other things, to the emergence of certain diseases that are unknown or have little practice (zika, chikungunya, hemorrhagic fevers, among others), and with others that have fallen into oblivion or are unknown to less experienced pharmacists such as diphtheria, measles, pertussis (whooping cough), or flaccid paralysis associated with poliovirus vaccines.

At the therapeutic level, the emergence of resistance (BLEES, MRSA, carbapenem-resistant enterobacteria, etc.), often caused by the unwise and irrational use of drugs, creates problems for the clinician perform it comes to initial empirical treatment in certain situations.

On the other hand, parents who refuse vaccines, children from low-income backgrounds, infections in transplant recipients, children with devices, fevers without focus in well-vaccinated children are increasingly common situations that the pharmacist has to deal with.

All this means that, in order to provide the best possible care, the pharmacist must continuously update themselves, even if they are not a specialist, since the percentage of visits or inter-consultations related to infection is very high. If we add to this the increasing amount of information provided by parents, sometimes not always contrasted, professional updating becomes essential to be able to provide adequate information according to the current scientific evidence at all times.

With this program you will have the opportunity to study a teaching program that brings together the most advanced and in-depth knowledge in the field, where a group of professors of high scientific rigor and extensive international experience provides you with the most complete and up-to-date information on the latest advances and techniques on Community and Exanthematous Infections in Pediatrics.

This **Postgraduate Diploma in ENT, Respiratory and Exanthematous Infections in Pediatrics** contains the most complete and up-to-date scientific program on the market. The most important features include:

- ♦ Clinical cases presented by experts in the different specialties
- ♦ The graphic, schematic, and practical contents with which they are created provide scientific and practical information on the disciplines that are essential for professional practice
- ♦ Developments on ENT, Respiratory and Exanthematous Infections in Pediatrics
- ♦ An algorithm-based interactive learning system for decision-making in the clinical situations presented throughout the course
- ♦ With special emphasis on evidence-based medicine and research methodologies in ENT, Respiratory and Exanthematous Infections in Pediatrics
- ♦ All of this will be complemented by theoretical lessons, questions to the expert, debate forums on controversial topics, and individual reflection assignments
- ♦ Content that is accessible from any fixed or portable device with an Internet connection



This Postgraduate Diploma in ENT, Respiratory and Exanthematous Infections in Pediatrics contains the most complete and up-to-date program on the market"

“

Take the opportunity to learn about the latest advances in this field in order to apply it to your daily practice"

It includes, in its teaching staff, health professionals belonging to the field of Pediatric Infectious Diseases, who bring to this preparation the experience of their work, in addition to recognized specialists belonging to scientific societies of reference.

Thanks to its multimedia content developed with the latest educational technology, they will allow the professional a situated and contextual learning, that is to say, a simulated environment that will provide an immersive learning programmed to prepare in real situations.

This program is designed around Problem-Based Learning, whereby the students must try to solve the different professional practice situations that arise throughout the program. For this reason, you will be assisted by an innovative, interactive video system created by renowned Pediatric and experienced experts in the field of Infections with extensive teaching experience.

Increase your decision-making confidence by updating your knowledge with this Postgraduate Diploma in ENT, Respiratory and Exanthematous Infections in Pediatrics.

Learn about the latest advances in Primary Care Infection and give a quality boost to your CV.



02 Objectives

The main objective of the program is the development of both theoretical and practical learning, so that the pharmacist can master, in a practical and rigorous way, the study of ENT, Respiratory and Exanthematous Infections in Pediatrics.





“

This refresher program will generate a sense of confidence in the performance of the pharmacist's practice, which will help you grow personally and professionally"



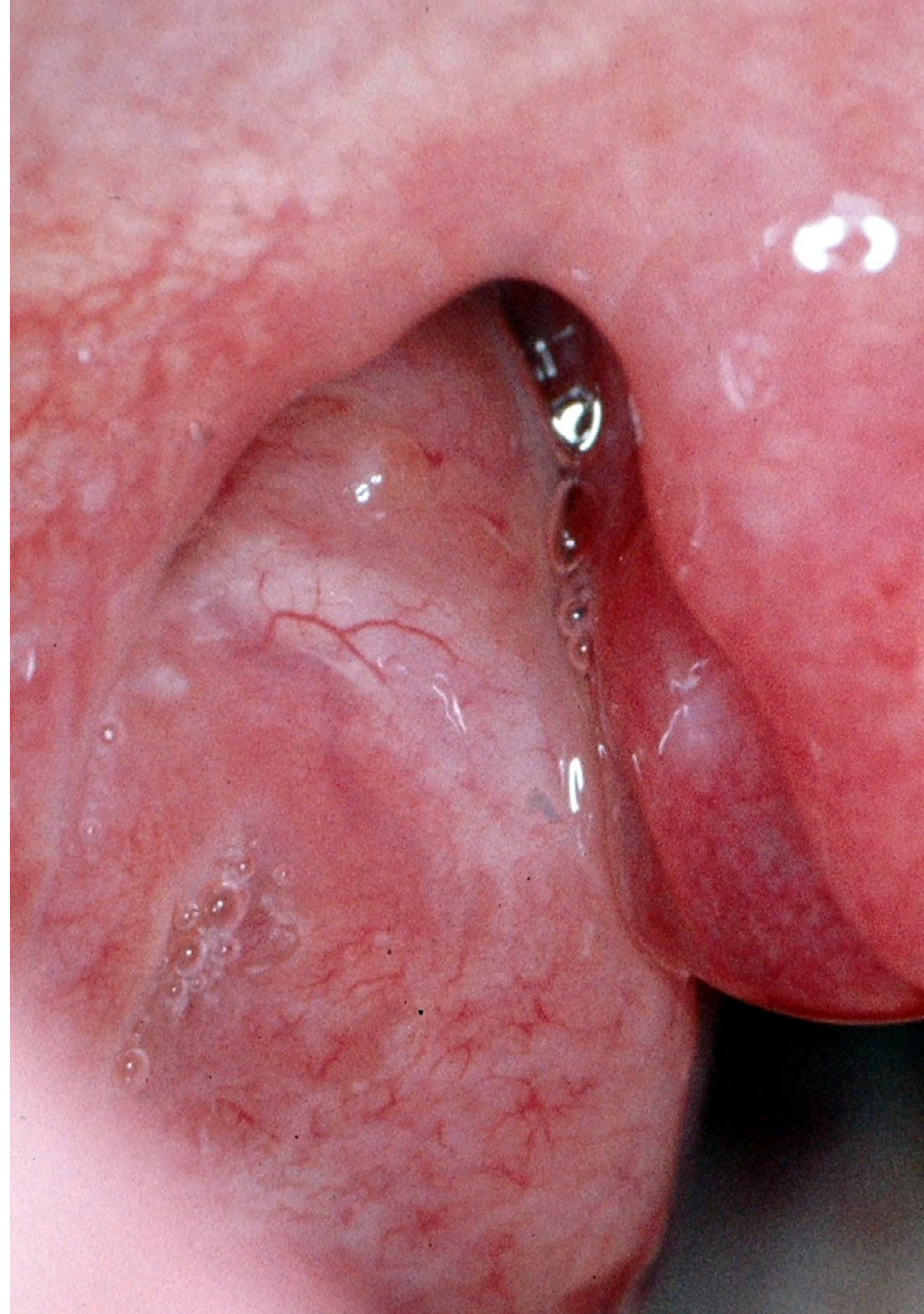
General Objective

- ◆ Update the knowledge of the pediatrician or the Pharmacist who treats children, through the latest advances in the field of Primary Care or Hospital Infectious Diseases, in order to increase the quality of care, the safety of the physician and to achieve the best outcome for the patient



Specific Objectives

- ◆ Describe the current epidemiology with the changes that have occurred in the last decade.
- ◆ Identify the epidemiological situation of bacterial meningitis
- ◆ Explain the epidemiology of tuberculosis in our environment and the resistance to treatment
- ◆ Describe the microbiome, its relationship to health and disease
- ◆ Explain the role of fever associated with infection and antipyretic therapeutics
- ◆ Describe the alterations of the immune system that contribute to vulnerability to infection
- ◆ Develop a correct strategy in the differential diagnosis of diseases with exanthema
- ◆ Identify complications of diseases such as community-acquired pneumonia or pyelonephritis
- ◆ Describe the management of central nervous system infections and the differential diagnosis with autoimmune encephalitis
- ◆ Describe the management of severe sepsis and code sepsis



- ◆ Identify the up-to-date diagnostic criteria for viral hepatitis and their current treatment
- ◆ Describe the appropriate management of tuberculosis: infection, disease and contact study
- ◆ Acquire current knowledge of *Mycoplasma* pathology
- ◆ Discern the use of antibacterial treatments in surgical pathology
- ◆ Differentiate between viral and bacterial respiratory infections by clinical, epidemiological and complementary examinations
- ◆ Define the fundamentals, indications, limitations and cost-effectiveness of rapid virus identification methods and their use in daily practice
- ◆ Discern on the application of IGRAS
- ◆ Analyze the proper interpretation of an antibiogram
- ◆ Identify the limitations of serology
- ◆ Describe genetic methods for the diagnosis of infection

“

The pharmacist will be able to learn with the advantages that stem from having access to simulated learning environments and the “Learning from an expert” approach, in which they learn through observation”

03

Course Management

In addition, renowned specialists, members of prestigious national and international scientific communities, are involved in designing and preparing the program.



“

Learn from leading professionals the latest advances in ENT, Respiratory and Exanthematous Infections in Pediatrics”

Guest Director



Dr. Hernández-Sampelayo Matos, Teresa

- ◆ Head of Pediatrics Service and ACES Cajal Hospital Gregorio Marañón General University Hospital
- ◆ Head of the Pediatric Infectious Diseases Section at the Gregorio Marañón General University Hospital
- ◆ Accreditation by ANECA as a contract professor Doctor of the National Agency for Quality Assessment and Accreditation
- ◆ Emergency Pediatrics at the Autonomous University of Madrid. Medicine
- ◆ Pediatric Gastroenterology , Autonomous University of Madrid. Medicine
- ◆ Neonatology Autonomous University of Madrid. Medicine
- ◆ Project on Determination of free cytokine profile in plasma and specific response against Mycobacterium tuberculosis. Utility as biomarkers in children with active tuberculous disease and latent tuberculous infection
- ◆ Pediatric Antifungal Optimization Program at Astllas Pharma Europe Ltd.

Management



Dr. Otero Reigada, María del Carmen

- ◆ Former chief clinician in infectious diseases and infants, La Fe from Valencia University Hospital
- ◆ Pediatric Infectious Diseases Specialist
- ◆ Specialist in Clinical Microbiology
- ◆ Currently pediatrician and pediatric infectologist, at Valencia Hospital

Professors

D. Aguilera Alonso, David

- ◆ Attending Physician in Pediatrics and Specific Areas / Pediatric Infectious Diseases Unit at the Gregorio Marañón General University Hospital
- ◆ Degree in Medicine and Surgery, University of Valencia
- ◆ Master's Degree in Pediatric Infectious Diseases Complutense University of Madrid
- ◆ Professional Master's Degree on HIV infection Rey Juan Carlos University
- ◆ University Expert in Basic Pediatric Infectious Diseases Rey Juan Carlos University

Dr. Calle Miguel, Laura

- ◆ Health Service of the Principality of Asturias, Health Area V, Pediatric Specialist Physician
- ◆ Master's Degree in Research in Medicine at the University of Oviedo
- ◆ Degree in Medicine and Surgery, University of Oviedo
- ◆ Doctor of Medicine. Pediatric Diseases, University of Oviedo
- ◆ Specialist in Pediatrics and Specific Areas of Gijón, Principality of Asturias, Spain

Dr. Hernanz Lobo, Alicia

- ◆ Assistant Pediatric Physician at the Gregorio Marañón General University Hospital. Graduated in Medicine, Complutense University of Madrid (UCM) in 2012
- ◆ Specialist in Pediatrics and its Specific Areas, having Training as a resident intern at the Gregorio Marañón General University Hospital
- ◆ Master's Degree in Pediatric Infectious Diseases Complutense University of Madrid.
- ◆ Degree and Master's Degree in Medicine Complutense University of Madrid
- ◆ Official Doctoral Program in Health Sciences Research Complutense , University of Madrid

Ms. Manzanares Casteleiro, Ángela

- ◆ Doctor, Autonomous University of Madrid. Completion of the Pediatrics specialty in May 2020
- ◆ Currently working up to 12/31/2020 in the Pediatric Infectious Diseases Section, 12 de Octubre University Hospital and the Pediatric Clinical Research Unit, 12 de Octubre Hospital
- ◆ Studying since October 2020 the Master's Degree in Pediatric Infectious Diseases at the Complutense University of Madrid with clinical practice at the Gregorio Marañón Hospital
- ◆ Researcher at the Foundation for investigation. Research at the 12 de Octubre University Hospital
- ◆ Resident Medical Intern, 12 de Octubre University Hospital, Madrid

Dr. Argilés Aparicio, Bienvenida

- ◆ MIR Specialist in Pediatrics and its Specialized Areas at La Fe University Hospital (Valencia)

Dr. Bosch Moragas, María.

- ◆ MIR Specialist in Pediatrics and its specific areas at La Fe University Hospital, Valencia CAP st Anadreu, Barcelona

Dr. Cantón Lacasa, Emilia

- ◆ Research Center (Microbiology Laboratory), La Fe University Hospital(Valencia)

Dr. Cambra Sirera, José Isidro

- ◆ Head of Section, Pediatrics Service, Lluís Alcanyís Hospital (Xàtiva)

Dr. Canyete Nieto, Adela

- ♦ Head of Pediatric Oncology Unit, La Fe Polytechnic and University Hospital (Valencia)

Dr. Couselo Jerez, Miguel

- ♦ Doctor of Medicine
- ♦ Specialist in Pediatric Surgery.
- ♦ Pediatric Surgery Service, La Fe University and Polytechnic Hospital (Valencia)

Dr. Cortell Aznar, Isidoro

- ♦ Specialist in Pediatric Pulmonology, La Fe University and Polytechnic Hospital (Valencia)

Dr. Dasí Carpio, María Ángeles

- ♦ Head of Hematology Unit, La Fe Polytechnic and University Hospital (Valencia)
- ♦ Professor at the Universitat de València

Dr. Fonseca Martín, Rosa

- ♦ Specialist in Pediatric Surgery
- ♦ Pediatric Surgery Service, La Fe University and Polytechnic Hospital (Valencia)

Dr. Gobernado Serrano, Miguel

- ♦ Specialist in Clinical Microbiology, attached to the University and Polytechnic Hospital of La Fe (Valencia.)

Dr. González Granda, Damiana

- ♦ Microbiology Unit of (Xàtiva Hospital, Valencia Spain)

Dr. Ibáñez Martínez, Elisa

- ♦ Specialist in Clinical Microbiology and Parasitology, La Fe University and Polytechnic Hospital (Valencia)

Dr. Izquierdo Macián, Isabel

- ♦ Head of the Neonatology Service of the Child Disease Area, La Fe Polytechnic and University Hospital (Valencia)

Dr. Martínez Morel, Héctor

- ♦ Area Specialist Physician (FEA) in Preventive Medicine and Public Health, La Fe Polytechnic and University Hospital (Valencia)

Dr. Meyer García, María Carmen

- ♦ Area Specialist Physician (FEA) in Preventive Medicine and Public Health, La Fe Polytechnic and University Hospital (Valencia)

Dr. Modesto i Alarcón, Vicente

- ♦ Head of Section of Pediatric ICU and Resuscitation, La Fe Polytechnic and University Hospital (Valencia)

Dr. Mollar Maseres, Juan

- ♦ Doctor of Medicine. Head of Section of Preventive Medicine, La Fe University and Polytechnic Hospital (Valencia)

Dr. Monte Boquet, Emilio

- ♦ Head of Department Pharmacy Service, La Fe University and Polytechnic Hospital (Valencia)

Dr. Monteagudo Montesinos, Emilio

- ♦ Head of the Pediatrics Department, La Fe University and Polytechnic Hospital (Valencia)

Dr. Negre Policarpo, Sergio

- ♦ PhD in Medicine and Surgery from the University of Valencia
- ♦ Head of the Pediatric Gastroenterology and Nutrition Section at the Quironsalud Hospital (Valencia)



Dr. Oltra Benavent, Manuel

- ◆ Pediatric Specialist Physician in Pediatrics and its Specialized Areas, Francesc de Borja Hospital. Gandía Health Department

Dr. Ortí Martín, Ana

- ◆ Specialist in Pediatrics and its Specific Areas, Centro de Salud Padre Jofré (Valencia)

Dr. Peiró Molina, Esteban

- ◆ Specialist Physician
- ◆ Pediatric Cardiology Section, La Fe University and Polytechnic Hospital (Valencia)

Dr. Rincón Lopez, Elena María

- ◆ Assistant Physician, Pediatric Infectious Diseases Section, Gregorio Marañón General University Hospital (Madrid)
- ◆ Professional Master's Degree in Pediatric Infectious Diseases at the Complutense University of Madrid

Dr. Rodríguez, Héctor

- ◆ Specialist in Pediatrics and its Specific Areas, Centro de Salud at Manises Hospital (Valencia)

Ms. Sastre Cantón, Macrina

- ◆ Vaccine Research Area
- ◆ Foundation for the Promotion of Health and Biomedical Research of the Valencian Community (FISABIO)

04

Structure and Content

A compendium of knowledge created to give pharmacists the opportunity to catch up or incorporate the most advanced knowledge in Pediatric Infectious Diseases on the current scene. With the confidence and solvency of the largest in-Spanish online university in the world.





“

Take the first step to get up to date on the latest developments in ENT, Respiratory and Exanthematous Infections in Pediatrics”

Module 1. Current Overview in Infectious Diseases

- 1.1. Update on Epidemiological and Public Health Aspects
 - 1.1.1. Current Status of the Epidemiology of Vaccine-Preventable Diseases in the World
- 1.2. Current Morbidity and Mortality of Pediatric Infectious Diseases
 - 1.2.1. Changes in the last 10 years. Death rates
 - 1.2.2. Role of infections today
 - 1.2.3. Socioeconomic level of well-being and infectious diseases
- 1.3. Current Epidemiology of Relevant Infectious Pathologies in our Environment
 - 1.3.1. Current Epidemiology of Bacterial Meningitis
 - 1.3.2. Current epidemiology of nonpoliovirus poliomyelitis and flaccid paralysis. Relationship with live attenuated virus vaccine
 - 1.3.3. Epidemiology of Tuberculosis and its Resistance in High-Income Countries
 - 1.3.4. Epidemiology of Sexually Transmitted Infections in Adolescents
- 1.4. Transmission Mechanisms in Pediatrics
 - 1.4.1. Dynamics and Transmission Mechanisms of the Most Common Agents in Pediatrics Today
 - 1.4.2. Intra-family transmission
- 1.5. Seasonality of Infection in Pediatrics Outbreak Management
 - 1.5.1. Seasonal Epidemiological Parameters in the Most Common Infections in the Community
 - 1.5.2. Epidemic outbreaks and common sources with punctual, continuous, propagative and mixed exposure
- 1.6. Microbiota, Defensive and Immunomodulatory Function
 - 1.6.1. Composition of the Intestinal Flora, Modification with Age
 - 1.6.2. Defensive and Immunomodulatory Role of the Microbiota
- 1.7. Fever and Inflammatory Response
 - 1.7.1. Update on the Role of Fever in Infection and Antipyretic Therapeutics
 - 1.7.2. Inflammatory Response and Systemic Inflammatory Response Syndrome
- 1.8. Immunocompromise in the pediatric patient
 - 1.8.1. The immunocompromised host. Classification
 - 1.8.2. Defensive alterations due to the pharmaceutical action itself



- 1.9. Diagnostic parameters
 - 1.9.1. Main clinical scales that can be used. Clinical suspicion of immunodeficiency. Diagnostic scale of bronchiolitis, endocarditis, fever without focus, Yios, Westley, Tausny
 - 1.9.2. Rochester criteria, organic dysfunction, McIsaac, Boyer
 - 1.9.3. Algorithm of action in febrile syndrome in children less than 30 days old
- 1.10. Imaging Tests in Infectious Pathology
 - 1.10.1. Interpretation of Ultrasound Images Applied to Infectious Pathology
 - 1.10.2. Interpretation of TC Applied to Infectious Pathology
 - 1.10.3. MRI Interpretation Applied to Infectious Pathology

Module 2. The Laboratory in the Diagnosis of Infectious Diseases

- 2.1. Pediatric Infectious Diseases Blood Cultures
 - 2.1.1. Optimization of blood culture for microbiological and fungal diagnosis
 - 2.1.2. Updating the blood culture collection technique
- 2.2. Mass spectrometry in clinical microbiology
 - 2.2.1. Identification of microorganisms in the rapid diagnosis of sepsis
 - 2.2.2. Mass spectrometry in mycology
 - 2.2.3. Mass spectrometry in Mycobacteria
 - 2.2.4. Mass spectrometry in the detection of antimicrobial resistances
- 2.3. Adequacy of methods for rapid diagnosis
 - 2.3.1. Current methods for rapid diagnosis of respiratory viral infections
 - 2.3.2. Accelerating Antimicrobial Susceptibility Testing
 - 2.3.3. Current Proteomic Techniques for the Diagnosis of Infectious Diseases



A unique, key, and decisive educational experience to boost your professional development”

- 2.4. Current Application of Rapid Infection Diagnosis Methods in Primary and Specialized Care
 - 2.4.1. Current state of the art of PCR in the diagnosis of infectious diseases in pediatrics
 - 2.4.2. Update in the Diagnosis of Parasitic Diseases
 - 2.4.3. Interferon gamma release assays for the diagnosis of tuberculous infection
 - 2.4.4. Update on tests for the detection of microorganisms in diarrhea
 - 2.4.5. Current status of serology for the diagnosis of pediatric infectious diseases
 - 2.4.6. C-reactive protein and procalcitonin in the diagnosis of infectious diseases
 - 2.4.7. Practical utility of non-specific infectious evidence tests
 - 2.4.8. Gene expression patterns could differentiate viral and bacterial infection
 - 2.4.9. Joint microbiologist-clinician decisions in the diagnosis and treatment of infectious diseases
- 2.5. Primary care and urine examination
 - 2.5.1. Test strip. Sediments
 - 2.5.2. Sample Collection
- 2.6. Antibigrams
 - 2.6.1. Interpretation of Antibigrams Practical Guide
 - 2.6.2. Clinical Significance of Bacterial Resistance
- 2.7. analytical interpretation of the different types of samples
 - 2.7.1. Interpretation of cerebrospinal fluid analysis
 - 2.7.2. Interpretation of Joint fluid analysis
 - 2.7.3. Interpretation of Pleural fluid analysis
 - 2.7.4. Interpretation of Pericardial fluid analysis
 - 2.7.5. Interpretation of Bronchoalveolar Lavage fluid analysis
- 2.8. Specimen collection in patients with devices
 - 2.8.1. Intravascular catheter
 - 2.8.2. Urinary catheter
 - 2.8.3. Dialysis catheter
 - 2.8.4. Subjected to ventilation
 - 2.8.5. Carriers of cerebrospinal fluid shunt valves



Module 3. Oral and Respiratory Infections

Oropharyngeal, otic and sinus infections

- 3.1. Tonsillopharyngitis, its etiology and treatment
- 3.2. Abscesses in Periatonsillar Region
- 3.3. Lemierre's syndrome
- 3.4. Update of the treatment and complementary explorations of otitis, mastoiditis, sinusitis
- 3.5. Update on Diphtheria
- 3.6. Oral mucosa infections Odontogenic Infections

Respiratory tract infections

- 3.7. Update on the etiology of upper respiratory tract infections
- 3.8. Update on Bronchiolitis Treatment
- 3.9. Viruses responsible for lower respiratory tract infections
 - 3.9.1. Epidemiology
 - 3.9.2. Clinical spectrum
 - 3.9.3. Severity
 - 3.9.4. Long-Term Prognosis
- 3.10. Community-Acquired Pneumonia (CAP)
 - 3.10.1. Etiological Agents by Age
 - 3.10.2. Diagnostic
 - 3.10.3. Severity Factors
 - 3.10.4. Treatment
- 3.11. Pleural Empyema
- 3.12. Pertussis Syndrome
 - 3.12.1. Pertussis update in high-income countries
- 3.13. Aspiration Pneumonia
- 3.14. Tuberculosis
 - 3.14.1. Current Guidelines
 - 3.14.2. Infections
 - 3.14.3. Disease
 - 3.14.4. Diagnostic
 - 3.14.5. Treatment
- 3.15. Influenza in Pediatrics
 - 3.15.1. Diagnostic
 - 3.15.2. Treatment

Module 4. Febrile Syndromes and Exanthems

Febrile syndrome

- 4.1. Fever Without a Focus in Children Major than 3 Months Old
 - 4.1.1. Algorithm of Action
 - 4.1.2. Fever of Unknown Origin in Pediatrics
- 4.2. Recurrent and Periodic Fever
 - 4.2.1. Differential Diagnosis
- 4.3. Rickettsial diseases in our environment and diagnosis
- 4.4. Bite Infections
 - 4.4.1. Bites in Urban Environment
 - 4.4.2. Bites in Rural Environment
- 4.5. Leishmaniasis
- 4.6. Non-Tuberculous Mycobacterium Infections
 - 4.6.1. Diagnostic management and treatment

Exanthematous Diseases.

- 4.7. Diseases currently presenting with purpuric or petechial exanthema
 - 4.7.1. Differential Diagnosis
- 4.8. Diseases currently presenting with Erythematous exanthema
 - 4.8.1. Differential Diagnosis
 - 4.8.2. Complications
- 4.9. Diseases currently presenting with purpuric or petechial exanthema
 - 4.9.1. Differential Diagnosis
 - 4.9.2. Complications
- 4.10. Diseases currently presenting with Vesicles exanthema
 - 4.10.1. Differential Diagnosis
 - 4.10.2. Complications
- 4.11. parvovirus infection
 - 4.11.1. Clinical variations
 - 4.11.2. Risk
- 4.12. Mycoplasma Pneumoniae Non-Pulmonary Pathology

05

Methodology

This academic program offers students a different way of learning. Our methodology uses a cyclical learning approach: **Relearning**.

This teaching system is used, for example, in the most prestigious medical schools in the world, and major publications such as the **New England Journal of Medicine** have considered it to be one of the most effective.





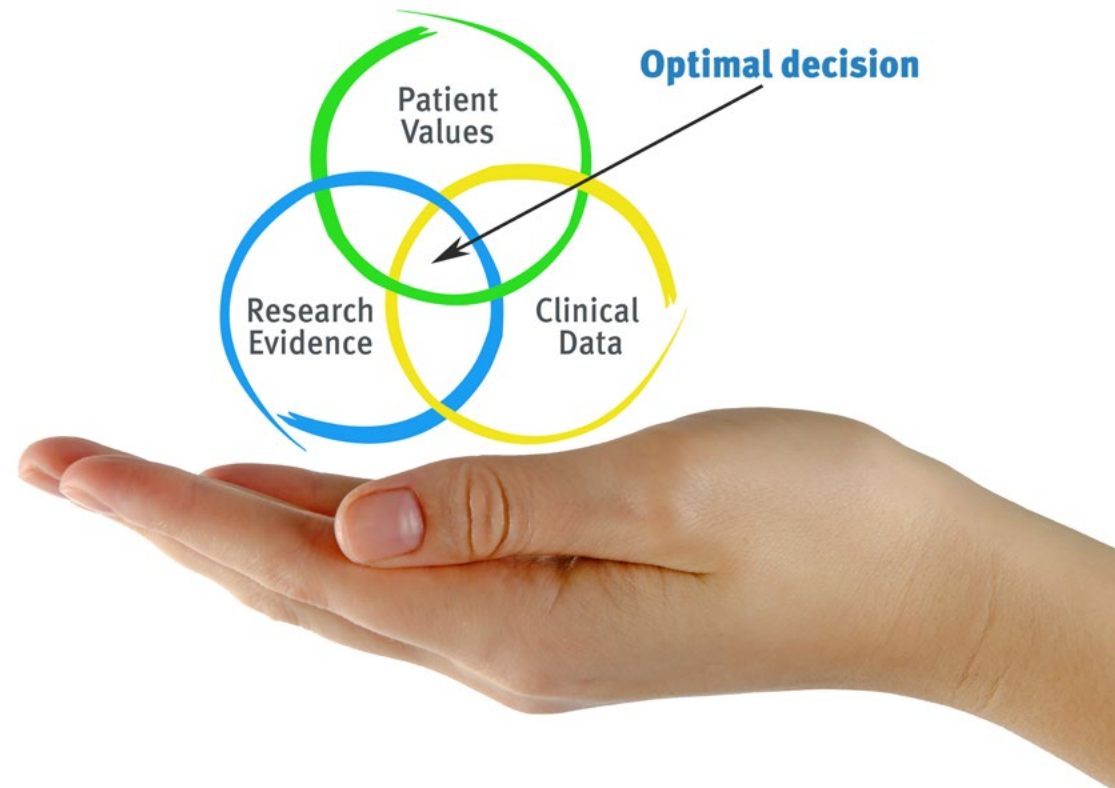
“

Discover Relearning, a system that abandons conventional linear learning, to take you through cyclical teaching systems: a way of learning that has proven to be extremely effective, especially in subjects that require memorization"

At TECH we use the Case Method

What should a professional do in a given situation? Throughout the program, students will be confronted with multiple simulated clinical cases based on real patients, in which they will have to investigate, establish hypotheses and ultimately, resolve the situation. There is an abundance of scientific evidence on the effectiveness of the method. Pharmacists learn better, more quickly and more sustainably over time.

With TECH you will experience a way of learning that is shaking the foundations of traditional universities around the world.



According to Dr. Gérvas, the clinical case is the annotated presentation of a patient, or group of patients, which becomes a "case", an example or model that illustrates some peculiar clinical component, either because of its teaching power or because of its uniqueness or rarity. It is essential that the case is based on current professional life, attempting to recreate the actual conditions in a pharmacist's professional practice.

“

Did you know that this method was developed in 1912, at Harvard, for law students? The case method consisted of presenting students with real-life, complex situations for them to make decisions and justify their decisions on how to solve them. In 1924, Harvard adopted it as a standard teaching method”

The effectiveness of the method is justified by four fundamental achievements:

1. Pharmacists who follow this method not only grasp concepts, but also develop their mental capacity, by evaluating real situations and applying their knowledge.
2. Learning is solidly translated into practical skills that allow the student to better integrate into the real world.
3. Ideas and concepts are understood more efficiently, given that the example situations are based on real-life.
4. Students like to feel that the effort they put into their studies is worthwhile. This then translates into a greater interest in learning and more time dedicated to working on the course.



Relearning Methodology

At TECH we enhance the case method with the best 100% online teaching methodology available: Relearning.

Our University is the first in the world to combine the study of clinical cases with a 100% online learning system based on repetition, combining a minimum of 8 different elements in each lesson, which represent a real revolution with respect to simply studying and analyzing cases.



Pharmacists will learn through real cases and by solving complex situations in simulated learning environments. These simulations are developed using state-of-the-art software to facilitate immersive learning.

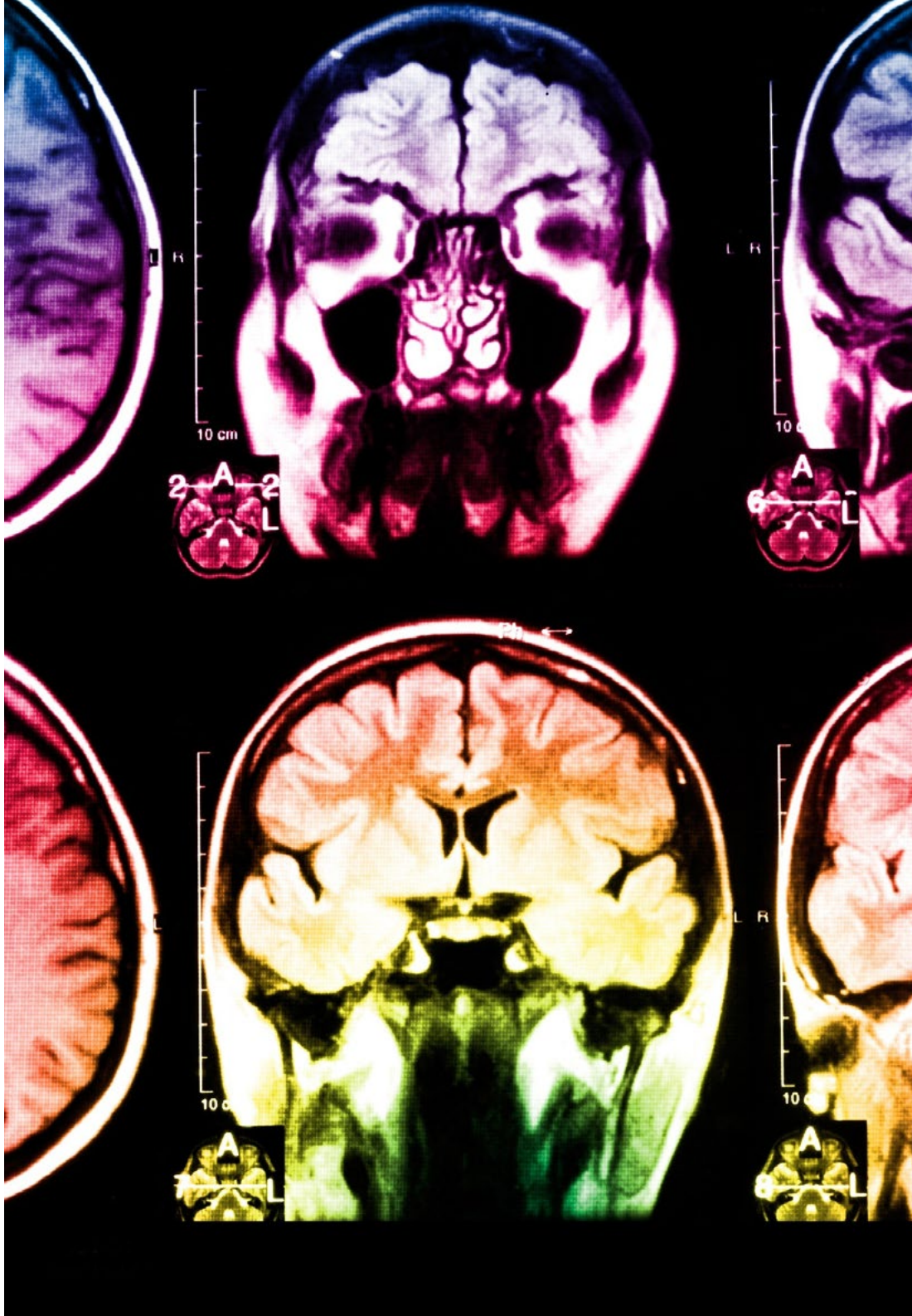
At the forefront of world teaching, the Relearning method has managed to improve the overall satisfaction levels of professionals who complete their studies, with respect to the quality indicators of the best online university (Columbia University).

With this methodology, more than 115,000 pharmacists have been trained with unprecedented success in all clinical specialties, regardless of the surgical load. This pedagogical methodology is developed in a highly demanding environment, with a university student body with a high socioeconomic profile and an average age of 43.5 years.


Relearning will allow you to learn with less effort and better performance, involving you more in your specialization, developing a critical mindset, defending arguments, and contrasting opinions: a direct equation to success.

In our program, learning is not a linear process, but rather a spiral (learn, unlearn, forget, and re-learn). Therefore, we combine each of these elements concentrically.

The overall score obtained by TECH's learning system is 8.01, according to the highest international standards.



This program offers the best educational material, prepared with professionals in mind:



Study Material

All teaching material is created specifically for the course by specialist pharmacists who will be teaching the course, so that the didactic development is highly specific and accurate.

These contents are then applied to the audiovisual format, to create the TECH online working method. All this, with the latest techniques that offer high quality pieces in each and every one of the materials that are made available to the student.



Video Techniques and Procedures

TECH introduces students to the latest techniques, to the latest educational advances, to the forefront of current pharmaceutical care procedures. All of this, first hand, and explained and detailed with precision to contribute to assimilation and a better understanding. And best of all, you can watch them as many times as you want.



Interactive Summaries

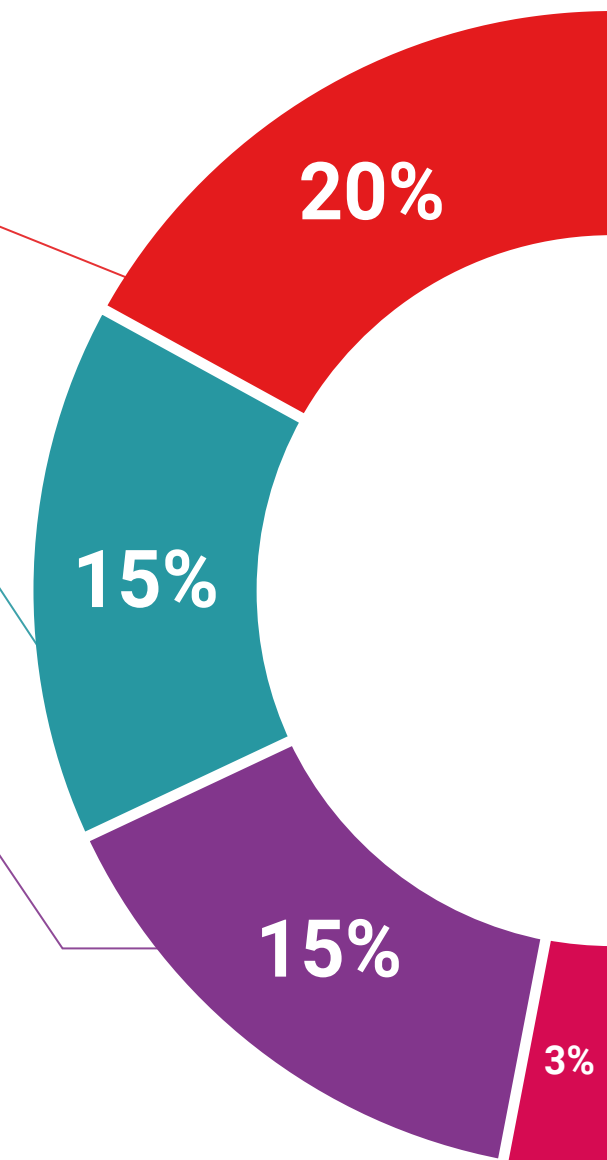
The TECH team presents the contents attractively and dynamically in multimedia lessons that include audio, videos, images, diagrams, and concept maps in order to reinforce knowledge.

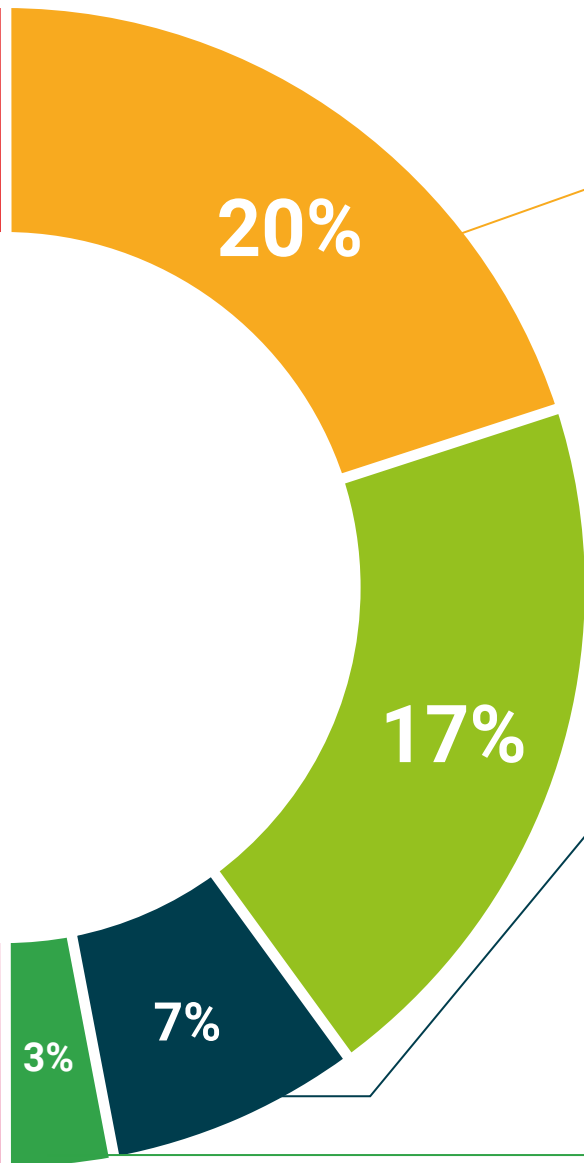
This unique multimedia content presentation training system was awarded by Microsoft as a "European Success Story".



Additional Reading

Recent articles, consensus documents and international guidelines, among others. In TECH's virtual library, students will have access to everything they need to complete their course.





Expert-Led Case Studies and Case Analysis

Effective learning ought to be contextual. Therefore, we will present you with real case developments in which the expert will guide you through focusing on and solving the different situations: a clear and direct way to achieve the highest degree of understanding.



Testing & Retesting

We periodically evaluate and re-evaluate students' knowledge throughout the program, through assessment and self-assessment activities and exercises, so that they can see how they are achieving their goals.



Classes

There is scientific evidence on the usefulness of learning by observing experts. The system known as Learning from an Expert strengthens knowledge and memory, and generates confidence in future difficult decisions.



Quick Action Guides

TECH offers the most relevant contents of the course in the form of worksheets or quick action guides. A synthetic, practical, and effective way to help students progress in their learning.



06

Certificate

The Postgraduate Diploma in ENT, Respiratory and Exanthematous Infections in Pediatrics guarantees students, in addition to the most rigorous and up-to-date education, access to a qualification issued by TECH Global University.



“

Successfully complete this program and receive your university qualification without having to travel or fill out laborious paperwork"

This program will allow you to obtain your **Postgraduate Diploma ENT, Respiratory and Exanthematous Infections in Pediatrics** endorsed by **TECH Global University**, the world's largest online university.

TECH Global University is an official European University publicly recognized by the Government of Andorra ([official bulletin](#)). Andorra is part of the European Higher Education Area (EHEA) since 2003. The EHEA is an initiative promoted by the European Union that aims to organize the international training framework and harmonize the higher education systems of the member countries of this space. The project promotes common values, the implementation of collaborative tools and strengthening its quality assurance mechanisms to enhance collaboration and mobility among students, researchers and academics.

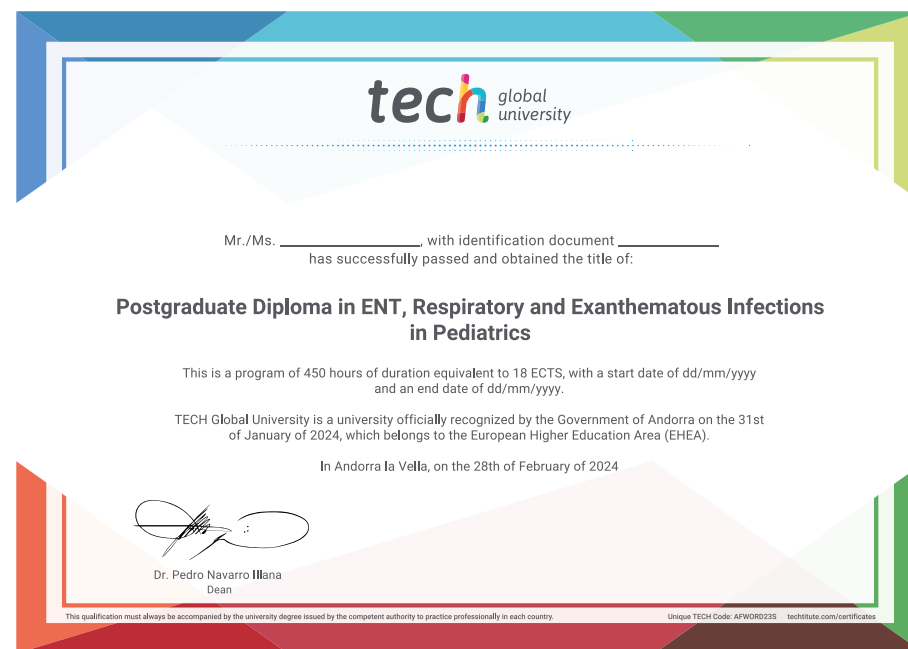
This **TECH Global University** title is a European program of continuing education and professional updating that guarantees the acquisition of competencies in its area of knowledge, providing a high curricular value to the student who completes the program.

Title: **Postgraduate Diploma ENT, Respiratory and Exanthematous Infections in Pediatrics**

Modality: **online**

Duration: **6 months**

Accreditation: **18 ECTS**



*Apostille Convention. In the event that the student wishes to have their paper diploma issued with an apostille, TECH Global University will make the necessary arrangements to obtain it, at an additional cost.

future
health confidence people
education information tutors
guarantee accreditation teaching
institutions technology learning



Postgraduate Diploma
ENT, Respiratory and Exanthematous
Infections in Pediatrics

- » Modality: online
- » Duration: 6 months
- » Certificate: TECH Global University
- » Credits: 18 ECTS
- » Schedule: at your own pace
- » Exams: online

Postgraduate Diploma
ENT, Respiratory and Exanthematous
Infections in Pediatrics

