

Professional Master's Degree

Ostomy Nursing





Professional Master's Degree Ostomy Nursing

- » Modality: online
- » Duration: 12 months
- » Certificate: TECH Technological University
- » Dedication: 16h/week
- » Schedule: at your own pace
- » Exams: online

Website: www.techtute.com/us/nursing/professional-master-degree/master-ostomy-nursing

Index

01

Introduction

p. 4

02

Objectives

p. 8

03

Skills

p. 14

04

Course Management

p. 18

05

Structure and Content

p. 24

06

Methodology

p. 30

07

Certificate

p. 38

01

Introduction

The complications that can arise in the ostomy patient can be varied, as can their complexity. This is a surgical process that, due to its nature, usually presents associated comorbidities such as periosteal dermatitis, prolapse, stenosis, infections, ulcers, etc. That is why the nurse must be fully aware of the latest care techniques for these types of clinical cases, in order to closely monitor their condition and avoid physical deterioration that may end up seriously affecting other organs or their quality of life. For this reason, TECH and its team of surgical experts have developed this comprehensive program focused on the latest advances in ostomies. In addition to updating their knowledge, nursing professionals will be able to perfect their competencies in health promotion in adult and child patients with digestive, intestinal, urinary and respiratory stomas through this 100% online academic experience.



“

A 100% online program with which you can get up to date on the care of urinary, digestive, intestinal and respiratory ostomies in children and adults from wherever you want and with a schedule totally adapted to you”

When a patient undergoes an ostomy, their life changes. From then on, they will require a course of specialized care to prevent associated comorbidities such as infections, ulcers, prolapses, etc. Although it is a technique that has been used for decades and its application is aimed at improving the quality of life of the person who suffers from some kind of problem in the small or large intestine, colon, bladder or respiratory system, having a stoma can be a source of secondary problems. Hence the importance of continuous monitoring and good guidance by the nursing service.

As this is a clinical area, the constant advances in medical and surgical knowledge have allowed the development of increasingly effective and efficient care and maintenance strategies, facilitating the work of the professional and guaranteeing the physical well-being and health of the patient. That is why TECH and its team of experts in Nursing and Surgery have developed this Professional Master's Degree, in order to gather the latest information related to Ostomies in adults and children. This is a 100% online academic experience that takes place over 12 months and will provide nurses with extensive knowledge of the latest advances related to surgical openings for feeding, digestive and urinary elimination or respiratory surgery. In addition, it will focus on the most innovative psychological techniques and approaches for ostomized patients, as well as guiding them in self-care and matters such as sexuality and physical activity.

To this end, students will have 1,500 hours of theoretical, practical and supplementary material, the latter presented in different formats: detailed videos, clinical cases based on real situations, research articles, complementary readings, self-knowledge exercises, dynamic summaries and much more! Everything will be available on the Virtual Campus from the first day of the program and the students will be able to access it without restrictions and timetables. Therefore, this Professional Master's Degree from TECH is presented as a unique opportunity to update your nursing knowledge on ostomy care in a way that is compatible with your professional duties.

This **Professional Master's Degree in Ostomy Nursing** contains the most complete and up-to-date scientific program on the market. Its most notable features are:

- The development of case studies presented by experts on Ostomies for Nursing
- The graphic, schematic, and practical contents which they contain, provide scientific and practical information on the disciplines that are essential for professional practice
- Practical exercises where self-assessment can be undertaken to improve learning
- A special emphasis on innovative methodologies
- Theoretical lessons, questions to the expert, debate forums on controversial topics, and individual reflection assignments
- Content that is accessible from any fixed or portable device with an internet connection



You will work with the latest and most comprehensive information based on research and innovation applied to clinical nursing care”

“

An ideal program to hone your skills in health promotion and patient education over 12 months”

The program’s teaching staff includes professionals from the sector who pour their work experience into this Professional Master’s Degree program, as well as renowned specialists from leading societies and prestigious universities.

The multimedia content, developed with the latest educational technology, will provide the professional with situated and contextual learning, i.e., a simulated environment that will provide immersive learning designed for real situations.

This program is designed around Problem-Based Learning, whereby the professional must try to resolve the different professional practice situations that arise during the academic year. For this purpose, the student will be assisted by an innovative interactive video system created by renowned and experienced experts.

Among the highlights of this Professional Master's Degree is the module dedicated to the importance of the psychological state of the ostomized patient, so that you can address it with them.

In the Virtual Campus you will find a multitude of clinical cases to put into practice the strategies developed in the syllabus and delve into the areas you feel you need to improve.



02 Objectives

The thoroughness and high professional level required by the nursing practice obliges its professionals to constantly update their knowledge. However, between work schedules and on-call duties, they often find it difficult to do so. For this reason, TECH and its team of experts have developed this Professional Master's Degree, with the aim of making available the most cutting-edge and accurate information related to the care of ostomized patients. Moreover, it will provide them with the best material, as well as the most innovative academic tools to make the completion of this program a unique experience.





“

A program designed to help you achieve excellence in the field of nursing through comprehensive knowledge of the most innovative models of care applicable to the ostomized patient”

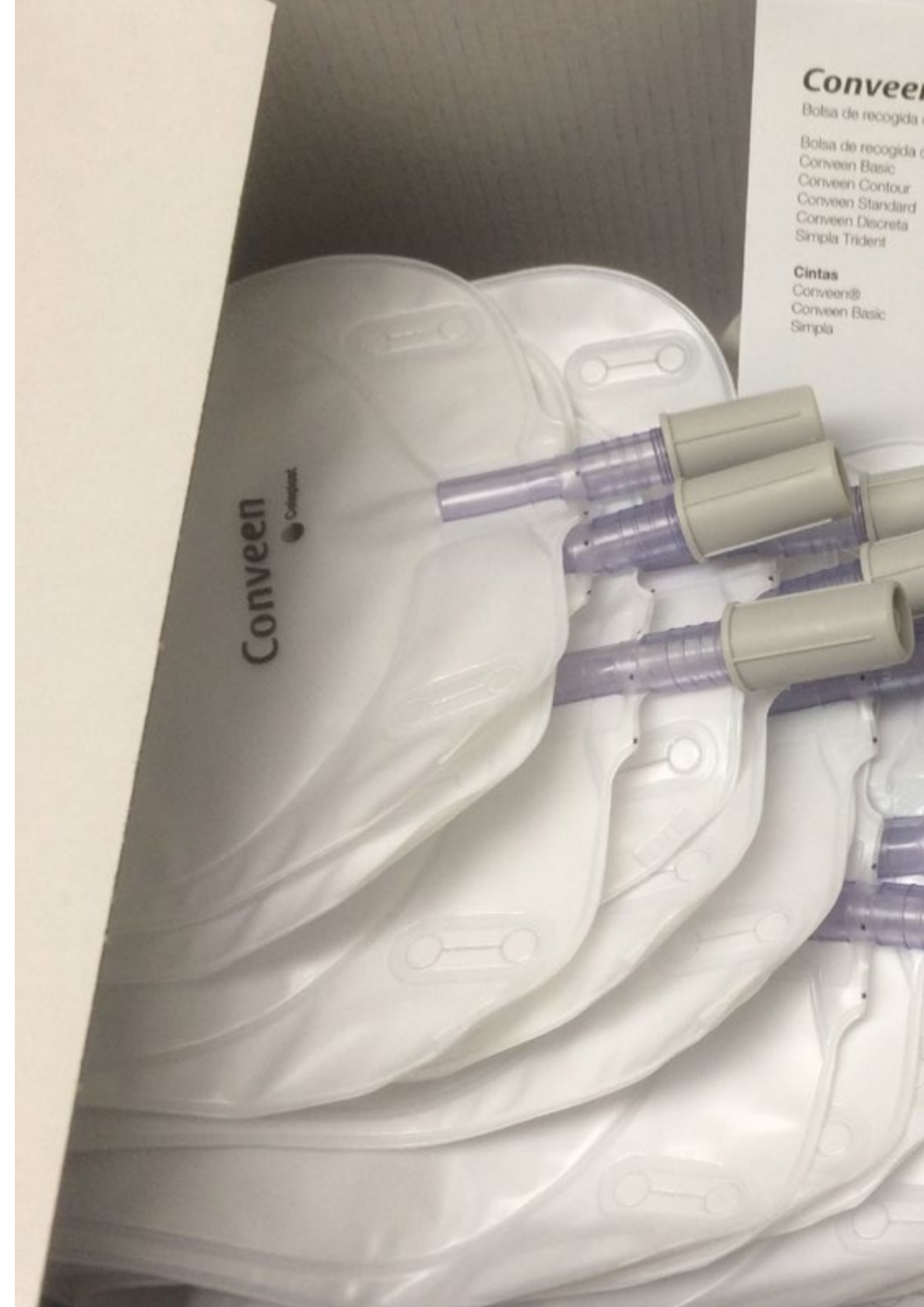


General Objectives

- ♦ Facilitate the mastery of the knowledge, skills and abilities necessary for the care of patients with ostomies
- ♦ Get up to speed on the concepts relating to ostomies and the role of the nurse in the care of the ostomized patient
- ♦ Gain theoretical knowledge and skills that support nursing work in the care of patients with digestive feeding ostomies
- ♦ Apply theoretical knowledge and skills that support the nursing practice in the care of patients with urinary elimination ostomies
- ♦ Become familiar with theoretical knowledge and skills that support the nursing practice in the care of patients with respiratory ostomies
- ♦ Build the necessary knowledge to help the ostomized patient to cope with his new living situation by providing psychosocial care



TECH designs each of its programs based on the latest developments in its sector, so that the graduates who access them can meet their goals of getting up-to-date in a tried and tested way”





Specific Objectives

Module 1. General Concepts and the Role of Nursing

- ♦ Review the history and evolution of ostomies
- ♦ Explore and identify the degrees of disability that ostomized patients may face
- ♦ Gain in-depth knowledge of the social support that ostomized patients can benefit from
- ♦ Explore the nurse's role in the care of the ostomized patient
- ♦ Identify the nursing care required in each of the preoperative, postoperative and continuity of care stages
- ♦ Establish specific nursing care models for ostomized patients

Module 2. Digestive Feeding Ostomies

- ♦ Review the anatomical and physiological fundamentals of the digestive system
- ♦ Identify the diseases and pathological processes that will lead to the performance of digestive feeding ostomies
- ♦ Identify each type of digestive feeding ostomy, its characteristics, specific considerations and related health needs
- ♦ Identify surgical techniques used for the creation of digestive feeding ostomies
- ♦ Identify the complications that may arise from digestive feeding ostomies, as well as their prevention and treatment
- ♦ Apply patient feeding techniques, acquiring the necessary knowledge to perform proper procedures and potentially provide training to the patient and family

Module 3. Digestive Intestinal Elimination Ostomies

- ♦ Study the intestinal irrigation procedure, its characteristics, acquiring the necessary knowledge to train patient effectively

Module 4. Urinary Elimination Ostomies

- ♦ Review the anatomical and physiological fundamentals of the urinary system
- ♦ Identify the diseases and pathological processes that will lead to the performance of urinary elimination ostomies
- ♦ Identify each type of urinary elimination ostomy, its characteristics, special considerations and related health needs
- ♦ Identify surgical techniques used for the performance of urinary elimination ostomies
- ♦ Identify the complications that may arise from urinary ostomies, as well as their prevention and treatment
- ♦ Explore the importance of prevention of urinary tract infections, as well as their repercussions and comorbidities

Module 5. Respiratory Ostomies

- ♦ Review the anatomical and physiological basis of the respiratory system
- ♦ Identify the diseases and pathological processes that will lead to the performance of respiratory ostomies
- ♦ Identify each type of respiratory ostomy, its characteristics, special considerations and related health needs
- ♦ Identify surgical techniques used for the performance of respiratory ostomies
- ♦ Identify the complications that may arise from respiratory ostomies, as well as their prevention and treatment
- ♦ Gain in depth knowledge of the importance of respiratory physiotherapy in the tracheostomized patient, how it is performed and how it improves the mobilization of secretions
- ♦ Manage speech and swallowing rehabilitation in patients with respiratory ostomies, as well as their impact and secondary problems



Module 6. Physical and Psychological Considerations for the Ostomized Patient

- ♦ Gain a thorough understanding of the importance of communication between the nurse-patient-family to ensure quality health care
- ♦ Deepen your knowledge and learn how to treat the ostomized patient and their family
- ♦ Identify the psychosocial issues that may affect the ostomized patient's social, work and family life
- ♦ Acquire the relevant knowledge to be able to apply the necessary care to the ostomized pregnant woman

Module 7. Promotion of Health and Health Education

- ♦ Explore the importance of health education as an essential tool for the quality of life of the ostomized patient
- ♦ Identify the most important nutritional concerns for each type of ostomized patient
- ♦ Identify the different devices and accessories available for ostomy care
- ♦ Apply the correct technique for placement and removal of devices
- ♦ Recognize the specific pharmacological treatment needs of ostomized patients
- ♦ Study the importance of skin care in ostomized patients
- ♦ Identify and know the associations that exist to help ostomized patients, in order to be able to transmit the most reliable and effective information to the patient
- ♦ Learn about patient schools and their impact on patients

Module 8. Sexuality and Quality of Life of the Ostomized Patient

- ♦ Become familiar with the role of sexuality in the life of the ostomized patient, how to help and advise them in their new situation
- ♦ Recognize what factors are necessary to improve the quality of life of the ostomized patient, as well as tools to measure it

Module 9. Pediatric Ostomy

- ♦ Identify the characteristics and special considerations for the ostomized pediatric patient, as well as the best way to apply quality care
- ♦ Identify the diseases and pathological processes that will lead to the performance of pediatric ostomies
- ♦ Appreciate the importance of the role of parents in the treatment and care of pediatric ostomized patients

Module 10. Research and Innovation Applied to Care

- ♦ Manage the necessary tools to be able to generate quality nursing expertise and share it with the fellow professionals
- ♦ Have an in-depth understanding of the importance of nursing research in healthcare
- ♦ Identify new areas of health care
- ♦ Address the importance of social networking in patient care
- ♦ Recognize the importance of the expert patient in healthcare

03 Skills

The syllabus of this program has been designed in such a way that the graduate will not only be able to update their theoretical and practical knowledge, but will also work intensively in the improvement of their nursing skills. This Professional Master's Degree includes clinical cases of ostomized patients or patients in the process of ostomization, from the most common to the rarest and most complex, so that the professional will be able to update their clinical management strategies in a tried and tested way.





“

*You will work on your competency
in the management of early and late
complications arising from ostomies”*



General Skills

- ♦ Possess the most up-to-date theoretical knowledge and practical skills to work with ostomized patients
- ♦ Know the general concepts and areas of competence for ostomy nursing
- ♦ Have an in-depth understanding of the importance of nursing research in healthcare

“

Within the syllabus you will find a specific module dedicated to the different types of devices currently available and the best care techniques for the prevention of infection”





Specific Skills

- ♦ Know what actions to take for digestive feeding ostomies
- ♦ Know what actions to take for digestive elimination ostomies
- ♦ Know what actions to take for urinary elimination ostomies
- ♦ Be qualified to intervene in the case of respiratory ostomies
- ♦ Explain the physical and psychological issues of the ostomized patient
- ♦ Carry out health promotion and education programs and interventions
- ♦ Counsel on sexuality and enhance the quality of life of the ostomized patient
- ♦ Intervene with holistic care in cases of pediatric ostomy
- ♦ Learn about the latest advances in research and innovation in ostomy care
- ♦ Manage the necessary tools to be able to generate quality nursing expertise and share it with the fellow professionals
- ♦ Identify new areas of health care
- ♦ Address the importance of social networking in patient care
- ♦ Recognize the importance of the expert patient in healthcare

04

Course Management

One of TECH's maxims is to form a teaching staff of the highest level, so that the graduate who accesses the programs offered by this university has the opportunity to be brought up to date by the very best. That is why for this Professional Master's Degree we have formed a faculty composed of experts in Ostomy Nursing with a wide and extensive work experience in the care of patients with Ostomies. Thanks to this, the specialist will be able to apply the most effective strategies to their own work and follow the advice of true experts in this domain.





“

The team of experts in Ostomy Nursing will accompany you during the 12-month academic experience and will be at your disposal to answer any questions you may have during the course of the experience”

Management



Ms. Rodríguez Perea, Ana María

- ♦ Nursing Supervisor of General and Digestive Surgery Hospitalization at the Rey Juan Carlos University Hospital
- ♦ Nurse in the Neonatal and Pediatric Intensive Care Unit at Quirón Hospital (Madrid)
- ♦ Diploma in Nursing
- ♦ Master's Degree in Health Management and Health Management Planning for Health Executives
- ♦ Master's Degree in Perinatal and Child Care
- ♦ University Expert in Emergency Medicine
- ♦ Course on Nursing in Outpatient Emergencies



Professors

Ms. Arroyo Girón, Rocío

- ◆ Nurse at the University Hospital of Móstoles
- ◆ Nurse in general and digestive surgery hospitalization, Rey Juan Carlos University Hospital
- ◆ Degree in Nursing from the University of Extremadura
- ◆ Bachelor's Degree in Nursing from the University of Extremadura
- ◆ Master's Degree in Care Integration and Clinical Problem Solving in Nursing
- ◆ Expert in Nursing in Outpatient Emergencies

Ms. Carrasco Gil, Vanessa

- ◆ Assistant Director of Nursing at HURJC
- ◆ Supervising Nurse of the Maternal-Infant area at the HURJC.
- ◆ Nursing Coordinator in the general and pediatric emergency service at Quirón Sur Alcorcón Hospital
- ◆ Specialist Nurse in Pediatric Nursing
- ◆ Master's Degree in Health Management and Planning for Health Managers
- ◆ Master Quiron Salud "Nursing Leadership and Management"
- ◆ University Expert in Management and Leadership of Nursing Services

Mr. Crespo González, Juan

- ◆ Nurse in the General and Digestive Surgery Unit at Rey Juan Carlos Hospital
- ◆ Nurse in the Gynecology-Obstetrics and General Surgery Unit at Rey Juan Carlos Hospital
- ◆ Nurse in the Oncology, Hematology and Nephrology Unit at Rey Juan Carlos Hospital
- ◆ Diploma in Nursing from Rey Juan Carlos University
- ◆ Master's Degree in Nursing in Accident, Emergency and Health Catastrophes
- ◆ Tutor teaching clinical practices to 2nd year students on a Nursing Degree

Mr. Crespo González, Miguel

- ♦ General and Digestive Surgery Nurse at Rey Juan Carlos Hospital
- ♦ Pediatric Nurse at Rey Juan Carlos Hospital
- ♦ Internal Medicine Nurse at Rey Juan Carlos Hospital
- ♦ Emergency Nurse at Rey Juan Carlos Hospital
- ♦ Graduate in Nursing from Rey Juan Carlos University
- ♦ Master's Degree in Nursing in Accident, Emergency and Health Catastrophes

Ms. Guillén Plaza, Sara

- ♦ Nurse of the Gynecology and Obstetrics Area and of the General and Digestive Surgery Unit at Rey Juan Carlos Hospital
- ♦ Primary Care Nurse
- ♦ SUMMA Nurse (Mobile ICU and VIR)
- ♦ Diploma in Nursing from the Autonomous University of Madrid
- ♦ University Expert in Accident and Emergency Medicine, Complutense University, Madrid
- ♦ University Expert in Digestive System and Surgery, San Pablo CEU University

Ms. Jiménez Buendía, Irene

- ♦ Nurse in the General and Digestive Surgery Service; and in Gynecological and Plastic Surgery
- ♦ Nurse at Henares Hospital
- ♦ School Nurse at Carmen Hernández Guarch Public School
- ♦ Nurse at the Montosalud Elderly Care Home
- ♦ Diploma in Nursing from the Autonomous University of Madrid.
- ♦ Expert in Critical Care Nursing
- ♦ University Expert in Nursing in Outpatient Emergencies



Mr. Martin Castro, Rafael

- ◆ Physiotherapist at the Rey Juan Carlos University Hospital
- ◆ Physiotherapist in Kalevi Services and Classrooms (Cognitive Impairment)
- ◆ Physical therapist at the Maria Wolff Cognitive Impairment Center
- ◆ Preventive Physiotherapy in Senior Centers: San Benito y Nuestra Señora de la Merced
- ◆ Diploma in Physiotherapy from the Pontifical University of Comillas
- ◆ Specialist in Sports Physiotherapy from Complutense University of Madrid

Ms. Santa Escolástica Villoria, Sonia

- ◆ Nursing Supervisor at the Rey Juan Carlos University Hospital
- ◆ Nurse in the General Surgery and Traumatology Unit at Sur de Alcorcón Hospital
- ◆ Nurse in the Internal Medicine Unit at Sur de Alcorcón Hospital
- ◆ Diploma in Nursing
- ◆ Master's Degree in Nursing Services Management
- ◆ Professional Master's Degree in Health Management and Planning for Health Executives
- ◆ University Expert in Management and Services Leadership for Nursing

05

Structure and Content

Both the structure and the content of this Professional Master's Degree have been designed based on the latest developments in Ostomies nursing care. Thanks to their thorough and meticulous nature, the experts in this field have done a commendable job in shaping a Professional Master's Degree that will undoubtedly allow the specialist in this area to keep abreast of new developments, as well as to perfect their skills in the management of this type of patient in line with the most innovative and effective clinical strategies. All this 100% online and over 1,500 hours of the best theoretical, practical and supplementary content, selected exclusively for this program.





“

You will be able to access the Virtual Campus from any device with an internet connection, with no limits or schedules, so that you can get up to date while keeping up with your professional commitments”

Module 1. General Concepts and the Role of Nursing

- 1.1. General Concepts
- 1.2. History of the Ostomy
- 1.3. Classification of Digestive Stomas
 - 1.3.1. Digestive Feeding Ostomies (Ileostomies)
 - 1.3.2. Digestive Elimination Ostomies
- 1.4. Classification of Urinary Stomas
- 1.5. Classification of Respiratory Stomas
- 1.6. Role of the Nurse with the Ostomized Patient
 - 1.6.1. The Expert Ostomy Nurse
 - 1.6.2. Preoperative Phase, Preparation and Marking of the Stoma
 - 1.6.3. Immediate Postoperative Phase
 - 1.6.4. Late Postoperative Phase
- 1.7. Emergency Surgery
- 1.8. Situation upon Hospital Discharge
 - 1.8.1. Care Model for the Ostomized Patient
- 1.9. Tax and Social Benefits for the Ostomized Patient
 - 1.9.1. Ostomy and Disability
 - 1.9.2. Degrees and Percentages of Disability
 - 1.9.3. Tax and Social Benefits

Module 2. Digestive Feeding Ostomies (Ileostomies)

- 2.1. Anatomical and Physiological Aspects of the Digestive System
- 2.2. Diseases and Pathologies of the Digestive System
- 2.3. Other Pathologies Related to Digestive Feeding Ostomies
- 2.4. Types of Digestive Feeding Ostomies
- 2.5. Unique Characteristics
- 2.6. Early Complications
- 2.7. Late Complications
- 2.8. Nursing Care
- 2.9. Feeding Techniques
- 2.10. Types of Devices and their Characteristics





Module 3. Digestive Intestinal Elimination Ostomies

- 3.1. Anatomical and Physiological Aspects of the Digestive System
- 3.2. Diseases and Pathologies of the Small and Large Intestine
 - 3.2.1. Surgical Techniques for the Performance of Stomas
- 3.3. Types of Ileostomies
- 3.4. Types of Colostomies
- 3.5. Surgical Procedures for Ostomies
- 3.6. Early Complications: Treatment and Nursing Care
- 3.7. Late Complications I: Treatment and Nursing Care
- 3.8. Late Complications II: Treatment and Nursing Care
- 3.9. Types of Devices and their Characteristics
- 3.10. Types of Accessories and their Characteristics

Module 4. Urinary Elimination Ostomies

- 4.1. Anatomical and Physiological Aspects of the Urinary System I
- 4.2. Anatomical and Physiological Aspects of the Urinary System II
- 4.3. Diseases and Pathologies of the Urinary System
- 4.4. Surgical Techniques for the Performance of Stomas
- 4.5. Types of Urinary Ostomies and their Unique Characteristics
- 4.6. Early Complications
- 4.7. Late Complications
- 4.8. Nursing Care
- 4.9. Types of Devices and their Characteristics
- 4.10. Prevention of Infection

Module 5. Respiratory Ostomies

- 5.1. Anatomical and Physiological Aspects of the Respiratory System
- 5.2. Diseases and Pathologies of the Respiratory System
- 5.3. Types of Respiratory Ostomies
- 5.4. Unique Characteristics
- 5.5. Early Complications
- 5.6. Late Complications
- 5.7. Nursing Care
- 5.8. Types of Devices and their Characteristics
- 5.9. Respiratory Physiotherapy
- 5.10. Swallowing and Speech Rehabilitation

Module 6. Physical and Psychological Considerations for the Ostomized Patient

- 6.1. Emotional Phases of the Ostomized Patient
- 6.2. Assisting the Ostomized Patient
- 6.3. The Distress and Fear of the Ostomized Patient
- 6.4. The Physical Change of the Ostomized Patient
- 6.5. Situation upon Hospital Discharge
- 6.6. Family, Social and Partner Relationship
- 6.7. Social Life and Travel
- 6.8. Physical Activity and Sport
- 6.9. Work
- 6.10. Ostomy and Pregnancy

Module 7. Promotion of Health and Health Education

- 7.1. Education of Healthcare Personnel
- 7.2. Continuity of Care
- 7.3. Hygiene and Self-Care
- 7.4. Irrigation
- 7.5. Skin Care and Adaptation to Daily Life
- 7.6. Feeding for the Ostomized Patient
- 7.7. Medication for the Ostomized Patient
- 7.8. Recovery and Physiotherapy
 - 7.8.1. Recovery of the Pelvic Floor
 - 7.8.2. Recovery of the Abdominal Wall
- 7.9. Associations for Ostomized Patients
- 7.10. Patient Schools

Module 8. Sexuality and Quality of Life of the Ostomized Patient

- 8.1. Physical or Psychological Problems
- 8.2. Psychophysiological Cycle of the Human Sexual Response
- 8.3. Post-Surgery Physical Changes
- 8.4. Common Sexual Problems
- 8.5. Effects of Medication on Sex and Assessment of Sexual Function
- 8.6. Sexual Counseling
- 8.7. Infertility and Contraception
- 8.8. Quality of Life
- 8.9. Quality of Life Assessment
- 8.10. The Importance of Nurse-Patient-Family Communication



Module 9. Pediatric Ostomies

- 9.1. Indications for Pediatric Ostomies
 - 9.1.1. Congenital Malformations
 - 9.1.2. Acquired Pathologies
- 9.2. Types of Ostomies
- 9.3. Duration of Pediatric Ostomies
- 9.4. Features of Pediatric Ostomies
- 9.5. Pediatric Stoma Care
- 9.6. Feeding for the Ostomized Child
- 9.7. Pediatric Ostomy Complications
- 9.8. Role of Parents faced with a Pediatric Ostomy Role of the Caregiver
- 9.9. Social Impact Future Problems
- 9.10. Care Model for Pediatric Ostomies

Module 10. Research and Innovation Applied to Care

- 10.1. Research on Nursing
- 10.2. Research Applied to Care
- 10.3. Communication of Nursing Care How to Disseminate Knowledge
- 10.4. How to Create a Scientific Poster
- 10.5. How to Communicate Verbally
- 10.6. New Spaces for Communication
- 10.7. Patient Expert
- 10.8. Social Media
- 10.9. Nurse Prescription

06

Methodology

This academic program offers students a different way of learning. Our methodology uses a cyclical learning approach: **Relearning**.

This teaching system is used, for example, in the most prestigious medical schools in the world, and major publications such as the **New England Journal of Medicine** have considered it to be one of the most effective.





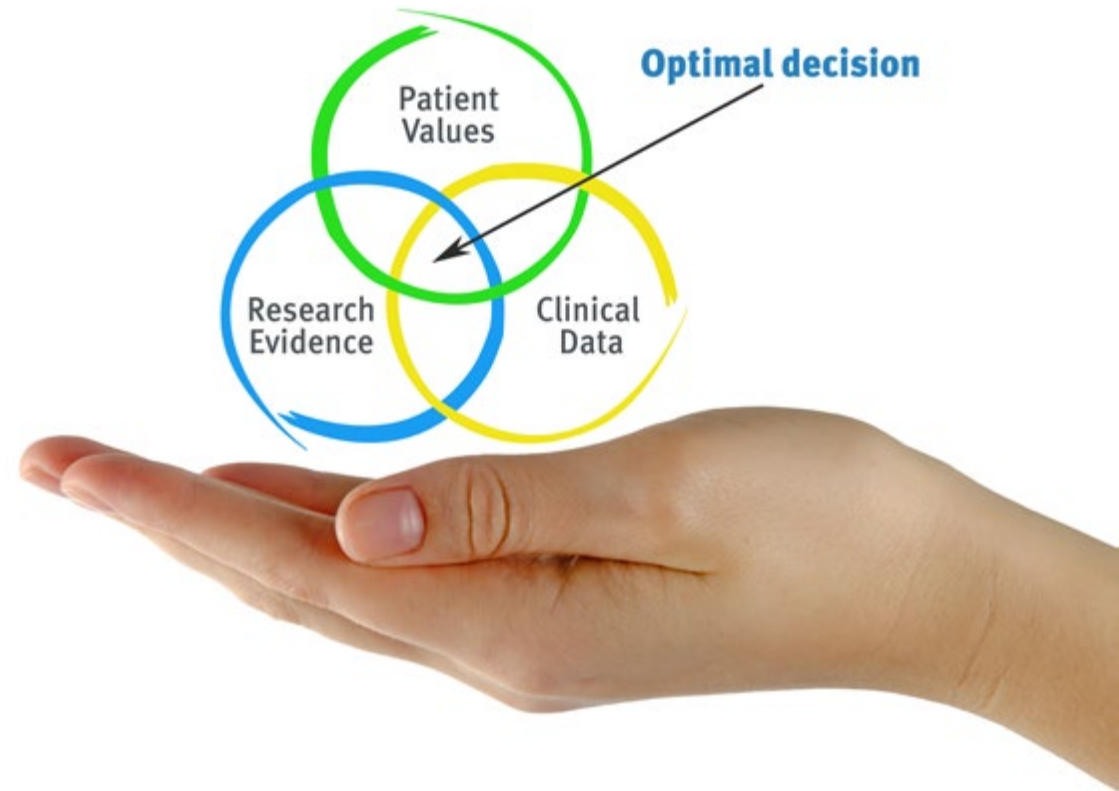
“

Discover Relearning, a system that abandons conventional linear learning, to take you through cyclical teaching systems: a way of learning that has proven to be extremely effective, especially in subjects that require memorization"

At TECH Nursing School we use the Case Method

In a given situation, what should a professional do? Throughout the program, students will face multiple simulated clinical cases, based on real patients, in which they will have to do research, establish hypotheses, and ultimately resolve the situation. There is an abundance of scientific evidence on the effectiveness of the method. Nurses learn better, faster, and more sustainably over time.

With TECH, nurses can experience a learning methodology that is shaking the foundations of traditional universities around the world.



According to Dr. Gérvas, the clinical case is the annotated presentation of a patient, or group of patients, which becomes a "case", an example or model that illustrates some peculiar clinical component, either because of its teaching power or because of its uniqueness or rarity. It is essential that the case is based on current professional life, in an attempt to recreate the real conditions in professional nursing practice.

“

Did you know that this method was developed in 1912, at Harvard, for law students? The case method consisted of presenting students with real-life, complex situations for them to make decisions and justify their decisions on how to solve them. In 1924, Harvard adopted it as a standard teaching method”

The effectiveness of the method is justified by four fundamental achievements:

1. Nurses who follow this method not only grasp concepts, but also develop their mental capacity, by evaluating real situations and applying their knowledge.
2. The learning process has a clear focus on practical skills that allow the nursing professional to better integrate knowledge acquisition into the hospital setting or primary care.
3. Ideas and concepts are understood more efficiently, given that the example situations are based on real-life.
4. Students like to feel that the effort they put into their studies is worthwhile. This then translates into a greater interest in learning and more time dedicated to working on the course.



Relearning Methodology

At TECH we enhance the case method with the best 100% online teaching methodology available: Relearning.

This university is the first in the world to combine case studies with a 100% online learning system based on repetition combining a minimum of 8 different elements in each lesson, which is a real revolution compared to the simple study and analysis of cases.



The nurse will learn through real cases and by solving complex situations in simulated learning environments. These simulations are developed using state-of-the-art software to facilitate immersive learning.

At the forefront of world teaching, the Relearning method has managed to improve the overall satisfaction levels of professionals who complete their studies, with respect to the quality indicators of the best online university (Columbia University).

With this methodology we have trained more than 175,000 nurses with unprecedented success in all specialities regardless of practical workload. Our pedagogical methodology is developed in a highly competitive environment, with a university student body with a strong socioeconomic profile and an average age of 43.5 years old.

Relearning will allow you to learn with less effort and better performance, involving you more in your specialization, developing a critical mindset, defending arguments, and contrasting opinions: a direct equation to success.

In our program, learning is not a linear process, but rather a spiral (learn, unlearn, forget, and re-learn). Therefore, we combine each of these elements concentrically.

The overall score obtained by TECH's learning system is 8.01, according to the highest international standards.



This program offers the best educational material, prepared with professionals in mind:



Study Material

All teaching material is produced by the specialists who teach the course, specifically for the course, so that the teaching content is really specific and precise.

These contents are then applied to the audiovisual format, to create the TECH online working method. All this, with the latest techniques that offer high quality pieces in each and every one of the materials that are made available to the student.



Nursing Techniques and Procedures on Video

We introduce you to the latest techniques, to the latest educational advances, to the forefront of current medical techniques. All of this in direct contact with students and explained in detail so as to aid their assimilation and understanding. And best of all, you can watch them as many times as you want.



Interactive Summaries

The TECH team presents the contents attractively and dynamically in multimedia lessons that include audio, videos, images, diagrams, and concept maps in order to reinforce knowledge.

This exclusive educational system for presenting multimedia content was awarded by Microsoft as a "European Success Story".



Additional Reading

Recent articles, consensus documents and international guidelines, among others. In TECH's virtual library, students will have access to everything they need to complete their course.





Expert-Led Case Studies and Case Analysis

Effective learning ought to be contextual. Therefore, TECH presents real cases in which the expert will guide students, focusing on and solving the different situations: a clear and direct way to achieve the highest degree of understanding.



Testing & Retesting

We periodically evaluate and re-evaluate students' knowledge throughout the program, through assessment and self-assessment activities and exercises, so that they can see how they are achieving their goals.



Classes

There is scientific evidence suggesting that observing third-party experts can be useful.

Learning from an Expert strengthens knowledge and memory, and generates confidence in future difficult decisions.



Quick Action Guides

TECH offers the most relevant contents of the course in the form of worksheets or quick action guides. A synthetic, practical, and effective way to help students progress in their learning.



07 Certificate

The Professional Master's Degree in Ostomy Nursing guarantees, students, in addition to the most rigorous and up-to-date education, access to a Professional Master's Degree issued by TECH Technological University.





Successfully complete this program and receive your university qualification without having to travel or fill out laborious paperwork"

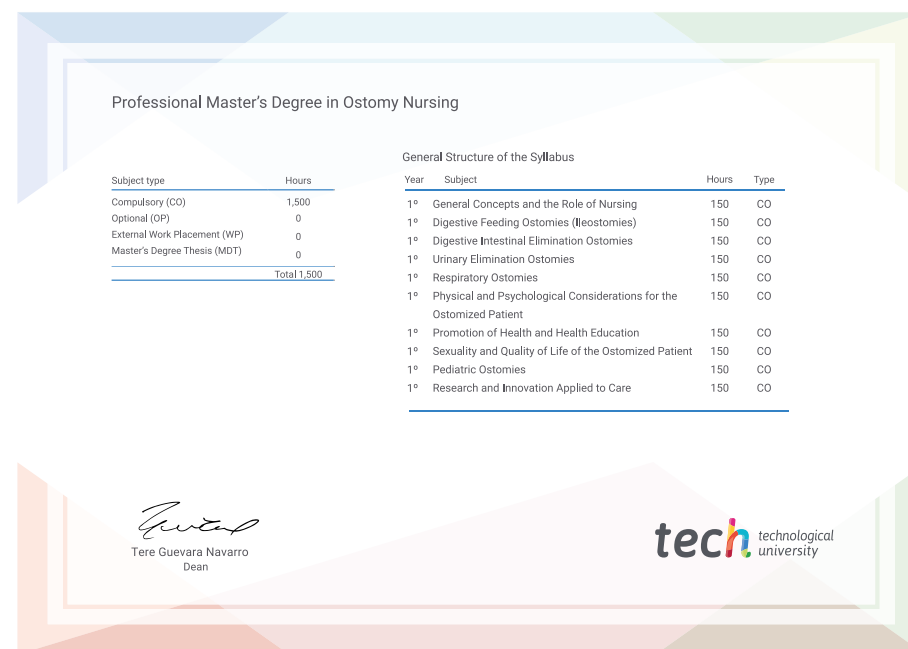
This **Professional Master's Degree in Ostomy Nursing** contains the most complete and up-to-date scientific program on the market.

After passing the assessments, the student will receive their corresponding **Professional Master's Degree** diploma issued by **TECH Technological University** via tracked delivery*.

The diploma issued by **TECH Technological University** will reflect the qualification obtained in the Professional Master's Degree, and meets the requirements commonly demanded by labor exchanges, competitive examinations and professional career evaluation committees.

Title: **Professional Master's Degree in Ostomy Nursing**

Official N° of Hours: **1,500 h.**



*Apostille Convention. In the event that the student wishes to have their paper diploma issued with an apostille, TECH EDUCATION will make the necessary arrangements to obtain it, at an additional cost.



Professional Master's Degree Ostomy Nursing

- » Modality: online
- » Duration: 12 months
- » Certificate: TECH Technological University
- » Dedication: 16h/week
- » Schedule: at your own pace
- » Exams: online

Professional Master's Degree

Ostomy Nursing

