

Postgraduate Diploma

Tumor Types, Oncologic
Treatment, and Management for
Nurses





Postgraduate Diploma Tumor Types, Oncologic Treatment, and Management for Nurses

- » Modality: online
- » Duration: 6 months
- » Certificate: TECH Technological University
- » Dedication: 16h/week
- » Schedule: at your own pace
- » Exams: online

Website: www.techtute.com/us/nursing/postgraduate-diploma/postgraduate-diploma-tumor-types-oncologic-treatment-management-nurses

Index

01

Introduction

p. 4

02

Objectives

p. 8

03

Course Management

p. 12

04

Structure and Content

p. 16

05

Methodology

p. 22

06

Certificate

p. 30

01

Introduction

The objective of this Postgraduate Diploma that we put at your disposal is to allow you to learn in a professional way, the main characteristics of the different tumors, as well as the most frequent treatments in each case and the correct way to administer them. A training opportunity that will boost your development through a complete, global and practical learning.





“

A complete training that will help you learn the main techniques and therapies to care for cancer patients in a comprehensive and professional manner.”

Knowledge of the different types of tumors is fundamental in the specialization of the oncology nurse. As part of the multidisciplinary team, the oncology nurse must know the main characteristics of the most prevalent tumors in order to guide his or her practice and provide quality care.

Likewise, the management of complex cases, one of the areas of competence of the professional nurse, requires mastery of the patient's pathology, in order to coordinate actions and strategies with the different professionals involved.

On the other hand, the treatments of oncologic processes are varied and their knowledge by nurses is a priority. Once the basics of pathophysiology are consolidated and the main characteristics of each type of tumor are known, this Expert goes into the particularities of each therapeutic modality.

In the case of antineoplastic pharmacological therapy, this is a fundamental pillar in the management of the oncological patient and covers from the reception of the drug to its elimination. The preparation and administration process will involve several phases in which the training and updating of healthcare personnel is of vital importance to guarantee patient safety and the proper development of the care process.

An essential point in which nursing plays an important role is to know and handle the different routes of administration. These accesses are a fundamental part of the life of cancer patients, since the administration of their treatment depends on their care.

The updating of the contents of this Postgraduate Diploma and its integrative approach will give rise to a complete vision of all aspects related to oncology nursing. The contents will provide a journey through the diverse needs of cancer patients, whose particularities require personalized attention.

Both the design of the program and the didactic material used will facilitate the understanding of concepts, and the realization of practical cases will help to adapt what has been learned to clinical practice. In this way, the completion of the Postgraduate Diploma will provide immersive learning to achieve the professional's training in real situations of their usual professional practice.

This Postgraduate Diploma in Tumor Types, Oncologic Treatment, and Management for Nurses contains the most complete and up-to-date educational program on the market. The most important features of the program include:

- ♦ The development of case studies presented by experts in Oncology Nursing.
- ♦ The graphic, schematic, and eminently practical contents with which they are created provide scientific and practical information on the disciplines that are essential for professional practice.
- ♦ What's new in oncology nursing: tumor types, oncology treatment, and management.
- ♦ Practical exercises where the self-assessment process can be carried out to improve learning.
- ♦ Special emphasis on innovative methodologies in Oncology Nursing.
- ♦ Theoretical lessons, questions to the expert, discussion forums on controversial topics and individual reflection papers.
- ♦ The availability of access to the contents from any fixed or portable device with Internet connection.

“

This Postgraduate Diploma is the best investment you can make in selecting a refresher program to update your knowledge in oncology nursing.”

The teaching staff includes professionals from the field of Oncology Nursing, who bring their experience to this training program, as well as renowned specialists from leading societies and prestigious universities.

The multimedia content, developed with the latest educational technology, will provide the professional with situated and contextual learning, i.e., a simulated environment that will provide immersive training programmed to train in real situations.

This program is designed around Problem Based Learning, whereby the specialist must try to solve the different professional practice situations that arise during the academic year. For this purpose, the professional will be assisted by an innovative interactive video system created by renowned and experienced experts in Oncology Nursing with extensive experience.

The best didactic material in a high quality capacitative development that will facilitate your learning through a contextual approach.

This 100% online Postgraduate Diploma will allow you to combine your studies with your professional work while increasing your knowledge in this field.



02 Objectives

The Postgraduate Diploma in Tumor Types, Oncological Treatment, and Administration for Nurses is oriented to train health professionals in their daily work during the care of cancer patients, following the highest quality standards in the performance of their work.



“

Our goal is to help you achieve the competencies of a professional of proven excellence in your profession”.



General Objective

- ♦ Expand the professional's knowledge, facilitating the acquisition of advanced competencies that will enable them to provide specialized care to complex oncology patients.
- ♦ Incorporate theoretical and pathophysiological fundamentals in nursing practice, assuming the particularities of pediatric, adult and elderly patients.
- ♦ Define the specific competencies of the nurse in the oncology setting to increase effectiveness and efficiency in the organization and acquire skills in coordination and management of the nursing team.
- ♦ Design patient and family care plans integrating knowledge, attitudes and skills acquired during training.
- ♦ Apply the theoretical knowledge acquired in relation to the oncologic patient and the management and administration of treatment, guaranteeing patient safety at all times.
- ♦ Deepen in the development of interpersonal relationships between the professional and the patient-family, as well as with the rest of the members of the multidisciplinary team.
- ♦ Integrate emotional management strategies in the different stages of the disease process, incorporating the psychosocial and spiritual approach in the care and assuming death as a natural process in the terminal patient.
- ♦ Acquire the necessary training to act with autonomy and provide the best care based on scientific evidence.
- ♦ Implement research into routine nursing practice as a basis for professional development and effective and efficient management of complex cases.





Specific Objectives

- ♦ Know the main types of malignant tumors in relation to their anatomical location.
- ♦ Acquire knowledge about prevalence and risk factors related to each group of neoplasms.
- ♦ Identify the most frequent signs and symptoms in each group.
- ♦ Describe the diagnostic tests most commonly used in tumor detection and staging.
- ♦ Determine the current therapeutic options for each type of tumor.
- ♦ Apply the acquired theoretical knowledge in the development of nursing care plans appropriate to the patient's pathology.
- ♦ Describe the therapeutic modalities that exist in the adult oncology patient, as well as the main indications for their choice.
- ♦ Identify the surgical techniques used for the resection of the most frequent tumors and the nursing care derived from them.
- ♦ Acquire knowledge about the different chemotherapeutic agents, their indications, as well as the most frequent adverse effects related to their use.
- ♦ Distinguish between the different radiotherapy modalities and determine the necessary care in each one of them.
- ♦ Perform nursing care plans that respond to the side effects of chemotherapy and radiotherapy treatment.
- ♦ Know the characteristics and indications of other current oncological therapies: hormonal treatments, biologics and interventional procedures.
- ♦ Determine the recommended pre-, post- and follow-up nursing care for the patient undergoing oncologic transplantation.
- ♦ Recognize the steps in the process of administering chemotherapy treatment.
- ♦ Gain in-depth knowledge of the protocol for receiving and storing cytostatics and guarantee the safety of the patient, the professional and the rest of the healthcare team during their handling.
- ♦ Understand the meaning of pharmaceutical validation and demonstrate knowledge of compatibilities and incompatibilities of antineoplastic drugs.
- ♦ Identify the resources available in the work area set up for the preparation of cytostatics, as well as the standards to be followed.
- ♦ Explain how to act in the event of a spill of chemotherapeutic products and/or contamination of the work area.
- ♦ Acquire advanced knowledge related to the administration of chemotherapy.
- ♦ Classify the different routes of administration of cytostatics, knowing their indications, risks and benefits for the patient.
- ♦ Prevent and recognize early complications associated with venous access during the administration of chemotherapy treatment and develop care plans aimed at their resolution.
- ♦ Determine the drugs with the highest risk of producing extravasation and know how to prevent and treat it.
- ♦ Expose the genetic risks derived from the handling of cytostatics and to know how they can be avoided or minimized.
- ♦ Differentiate the types of waste generated after handling and administration of antineoplastic drugs.
- ♦ Become familiar with the process and regulations for the treatment of cytostatic waste.
- ♦ Teach patients and their families how to properly manage body excreta after chemotherapy administration.

04

Course Management

The program includes in its teaching staff reference experts in Oncology Nursing, who pour into this training the experience of their work. Additionally, other recognized specialists participate in its design and preparation, which means that the program is developed in an interdisciplinary manner.



“

We have an excellent team of professionals who have come together to teach you the latest advances in Oncology Nursing.”

Management



Dr. Morán López, Marina

- From DUE - Currently working at HUIE, in medical oncology, general and digestive surgery and traumatology services, since December 2007.
- Valdemoro Medical Center, from 16/07/07 to 9/12/07. - Maguilar Residence, from 1/03/07 to 15/07/07.
- University Hospital La Paz, in various contracts from 4/07/06 to 22/01/30/01/07, in various services: children's surgery, neonates, outpatient clinics, children's traumatology.
- Nursing Assistant: - At the University Hospital La Paz: from 1/07/05 to 30/09/05 and from 16/01/06 to 27/02 /06
- At Lafora Psychiatric Hospital: from 12/17/05 to 01/15/06 - At the Gregorio Marañón University Hospital: from 03/28/06 to 05/08/06
- Triana Residence: from 12/01/03 to 19/10/03 - Geriasa Residence: from 5/10/02 to 15/12/02 - Medinacelli Residence: from 1/07/02 to 31/07/02

Professors

Ms. Casado Pérez, Eva

- ♦ University Degree in Nursing by the E.U.E. "Jiménez Díaz Foundation".
- ♦ Infanta Elena Hospital of Valdemoro, Nurse, Nuclear Medicine Service, Oncology Day Hospital
- ♦ General and Pediatric Emergency Department, Sanitas Hospital 'La Moraleja', Madrid: Nurse NOVEMBER 2005 - DECEMBER 2007
- ♦ General and Pediatric Emergency Department Gynecology and Assisted Reproduction Institute IVF Madrid, Madrid: SEPTEMBER 2000 - NOVEMBER 2005
- ♦ Gynecology, obstetrics and assisted reproduction services Jiménez Díaz Foundation, Madrid: Nurse DECEMBER 2004 - MAY 2005
- ♦ Internal Medicine Service and Short Stay Unit Nurse available for Neurology, Cardiology, Gynecology and Pneumology JULY 2004 - SEPTEMBER 2004
- ♦ Emergency Department Nurse available for the Internal Medicine, Pneumology and Neck and Breast Surgery departments JANUARY 2001 - DECEMBER 2001
- ♦ Emergency Service Nurse available for Digestive, Pneumology, Internal Medicine, Oncology and Gynecology and Obstetrics services.

Ms.. Menéndez, Noelia

- ♦ June2020-Currently El Restón Health Center (Valdemoro)
- ♦ June2019-June2020 Day Hospital, Covid-19 Unit, Infanta Elena University Hospital (Valdemoro).
- ♦ April 2010-September 2019 HLA University Hospital Moncloa, Madrid. Providing service in all Hospitalization, Emergency, Outpatient and Extraction floors.
- ♦ July and August 2009 Hospitalization, El Bierzo Hospital (León)

Ms. Soriano Ruiz, Teresa

- ♦ September 2011 Present: Day Hospital (multipurpose) - Infanta Elena University Hospital
- ♦ May 2009 September 2011 Nurse - General Surgery Department - Infanta Elena University Hospital - Madrid - Spain
- ♦ August 2009 September 2009 Nurse Amma Humanes Residence -
- ♦ May 2009 August 2009 Nurse Residence Nuestra Señora de La Soledad -
- ♦ October 2008 May 2009 Nurse Residence and Day Care Center Personalia - Parla
- ♦ May 2009 July 2007 Nursing Assistant Nursing Home and Day Care Center Personalia - Parla - July 2006 September 2006 Nursing Assistant Day Care Center Nurse S.L.

05

Structure and Content

The structure of the contents has been designed by the best professionals in the field of Oncology Nursing, with extensive experience and recognized prestige in the profession, backed by the volume of cases reviewed and studied, and with extensive knowledge of new technologies applied to healthcare.



“

We have the most complete and up-to-date academic program in the market. We strive for excellence and for you to achieve it too.”

Module 1. Types of Tumors

- 1.1. Hematological Tumors
 - 1.1.1. Lymphoma
 - 1.1.2. Leukemia
 - 1.1.3. Myeloproliferative Syndromes
 - 1.1.4. Myelodysplastic Syndromes
 - 1.1.5. Plasma Cell Tumors
- 1.2. Osteomuscular Tumors
 - 1.2.1. Osteosarcoma
 - 1.2.2. Chondrosarcoma
 - 1.2.3. Ewing Sarcoma
 - 1.2.4. Soft Tissue Sarcomas
- 1.3. Tumours of the Digestive System
 - 1.3.1. Oesophageal Cancer
 - 1.3.2. Gastric Cancer
 - 1.3.3. Colorectal Cancer
 - 1.3.4. Carcinoma of the Anus
 - 1.3.5. Other Intestinal Tumors
 - 1.3.6. Hepatocellular Carcinoma
 - 1.3.7. Cholangiocarcinoma
 - 1.3.8. Gallbladder Carcinoma
 - 1.3.9. Pancreatic Cancer
- 1.4. Nervous System Tumours
 - 1.4.1. Astrocytoma
 - 1.4.2. Oligodendroglioma
 - 1.4.3. Glioblastoma
 - 1.4.4. Meningioma
 - 1.4.5. Neurinoma
 - 1.4.6. Schwannoma
- 1.5. Genitourinary Tumors
 - 1.5.1. Renal Carcinoma
 - 1.5.2. Urothelial Carcinoma
 - 1.5.3. Vesical Carcinoma
 - 1.5.4. Prostate Carcinoma
 - 1.5.5. Endometrial Cancer
 - 1.5.6. Ovarian Cancer
 - 1.5.7. Cervical Cancer
 - 1.5.8. Vulvar Cancer
 - 1.5.9. Testicular Cancer
 - 1.5.10. Penile Cancer

- 1.6. Endocrine Tumors
 - 1.6.1. Thyroid and Parathyroid Cancer
 - 1.6.2. Adrenal Carcinoma
 - 1.6.3. Neuroendocrine Tumors
 - 1.6.4. Carcinoid Tumour
 - 1.6.5. Multiple Endocrine Neoplasia Syndromes
- 1.7. Head and Neck Tumors
 - 1.7.1. Pituitary Tumors
 - 1.7.2. Oral Cavity Cancer
 - 1.7.3. Oropharyngeal and Nasopharyngeal Cancer
 - 1.7.4. Paranasal Sinus Cancer
 - 1.7.5. Cancer of Salivary Glands
 - 1.7.6. Laryngeal Cancer
- 1.8. Dermatological Tumors
 - 1.8.1. Melanoma
 - 1.8.2. Basal Cell Carcinoma
 - 1.8.3. Squamous cell carcinoma
- 1.9. Breast Cancer
 - 1.9.1. Histological Subtypes
 - 1.9.2. Molecular Subtypes
- 1.10. Thoracic Tumors
 - 1.10.1. Lung Cancer
 - 1.10.2. Thymoma
 - 1.10.3. Pleural Mesothelioma

Module 2. Oncological Treatments

- 2.1. Types of Treatments.
 - 2.1.1. Neoadjuvant Therapy
 - 2.1.2. Adjuvant Therapy
 - 2.1.3. Palliative Treatment
 - 2.1.4. Targeted Therapies
- 2.2. Surgical Oncology
 - 2.2.1. Essential Concepts
 - 2.2.2. Preoperative Assessment
 - 2.2.3. Surgical Techniques in the Main Tumors
 - 2.2.4. Surgical Emergencies

- 2.3. Chemotherapy Treatment
 - 2.3.1. Chemotherapy Fundamentals
 - 2.3.2. Chemotherapy Types
 - 2.3.2.1. Alkylating Agents
 - 2.3.2.2. Platinum Compounds
 - 2.3.2.3. Alkaloids of Plant Origin
 - 2.3.2.4. Antimetabolites.
 - 2.3.2.5. Topoisomerase Inhibitors
 - 2.3.2.6. Antitumor Antibiotics
 - 2.3.2.7. Other Agents
 - 2.3.3. Types of Response
- 2.4. Side Effects of Chemotherapy
 - 2.4.1. Digestive Toxicity
 - 2.4.2. Cutaneous Toxicity
 - 2.4.3. Hematological Toxicity
 - 2.4.4. Cardiovascular Toxicity
 - 2.4.5. Neurological Toxicity
 - 2.4.6. Other Side Effects
- 2.5. Radiotherapy Treatment
 - 2.5.1. Types of Radiotherapy
 - 2.5.2. Indications
- 2.6. Side Effects of Radiotherapy
 - 2.6.1. Head and Neck Radiotherapy
 - 2.6.2. Thoracic Radiotherapy
 - 2.6.3. Abdominal and Pelvic Radiotherapy
- 2.7. Interventional Radiology Techniques.
 - 2.7.1. Radiofrequency
 - 2.7.2. Chemoembolization
 - 2.7.3. Radioembolization
 - 2.7.4. Others
- 2.8. Hormonal Treatment
 - 2.8.1. Antiestrogens
 - 2.8.2. Progestogens
 - 2.8.3. Aromatase Inhibitors
 - 2.8.4. Estrogens
 - 2.8.5. Antiandrógenos
 - 2.8.6. Gonadotropin Releasing Hormone Agonists

- 2.9. Biological Treatments
 - 2.9.1. Monoclonal Antibodies
 - 2.9.2. Kinase Inhibitors
 - 2.9.3. mTOR Inhibitors
 - 2.9.4. Immunoregulatory Cytokines
- 2.10. Transplants
 - 2.10.1. Solid Organ Transplant
 - 2.10.2. Bone Marrow Transplant
 - 2.10.3. Peripheral Blood Transplant
 - 2.10.4. Umbilical Cord Transplant

Module 3. Nursing Role in the Administration of Chemotherapy Treatment

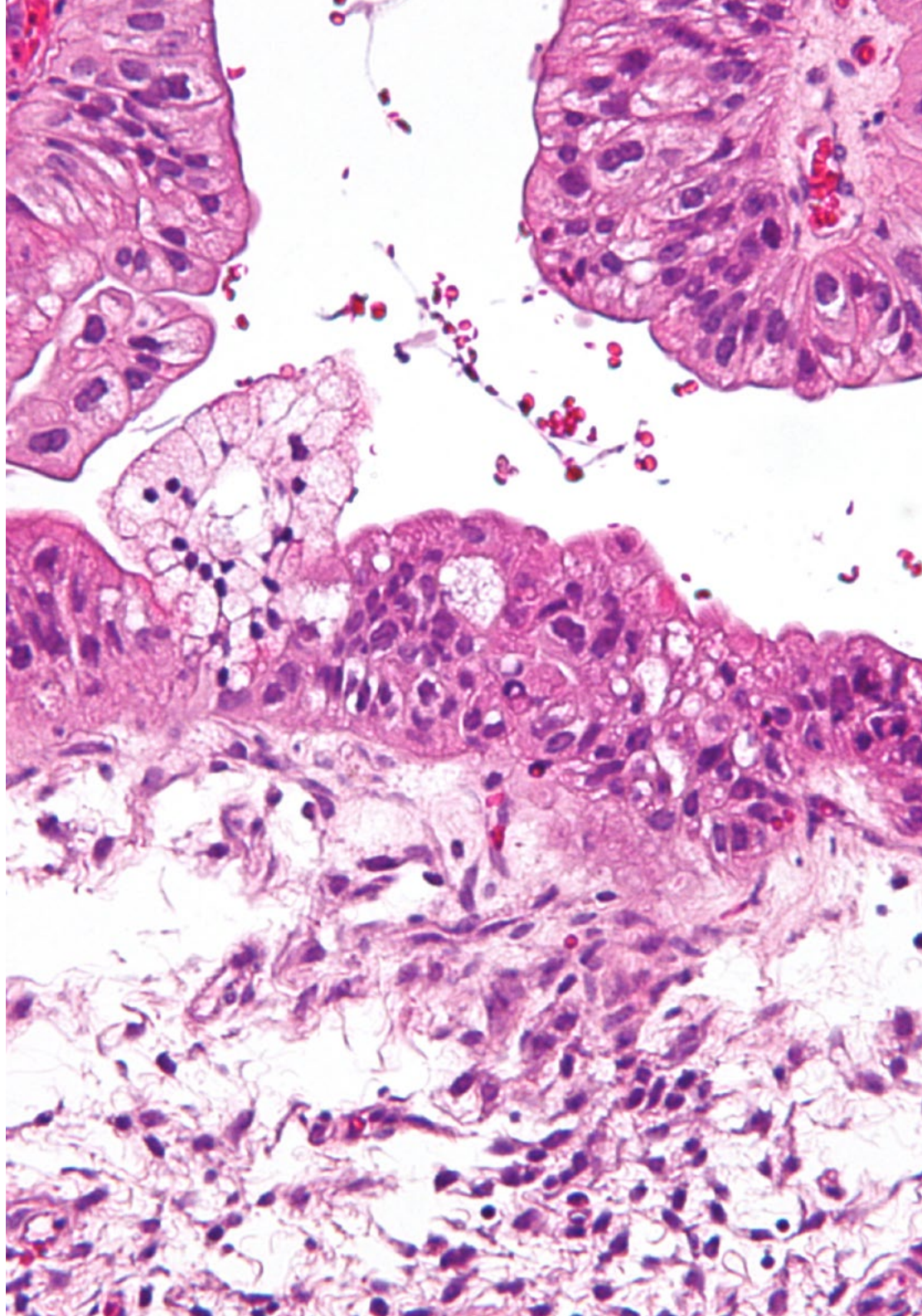
- 3.1. Reception and Storage of Cytostatic Products
 - 3.1.1. Reception
 - 3.1.2. Storage
- 3.2. Cytostatic Product Validation
 - 3.2.1. Pharmaceutical Validation
 - 3.2.2. Worksheet
 - 3.2.3. Label
 - 3.2.4. Stability and Compatibility
- 3.3. Cytostatic Product Preparation
 - 3.3.1. Work Area
 - 3.3.1.1. Biological Safety Cabinet
 - 3.3.1.2. Laboratory Isolators
 - 3.3.1.3. Work Area Standards
 - 3.3.1.4. Cleaning Standards
 - 3.3.1.5. Workplace Contamination
 - 3.3.1.6. Derrames.
 - 3.3.1.7. Accidental Exposures
- 3.4. Administration.
 - 3.4.1. Administrator Protection
 - 3.4.2. Environmental Protection
 - 3.4.3. Error Prevention
 - 3.4.4. Venous Accesses
 - 3.4.5. Administration Technique

- 3.5. Routes of Administration of Chemotherapy
 - 3.5.1. Definition
 - 3.5.2. Oral Chemotherapy
 - 3.5.3. Peripheral Venous Catheters
 - 3.5.3.1. Selection Criteria
 - 3.5.3.2. Type of Material
 - 3.5.3.3. Insertion Sites
 - 3.5.3.4. Placement Techniques
 - 3.5.3.5. Nursing care
 - 3.5.4. Central Venous Catheter with Reservoir
 - 3.5.4.1. Selection Criteria
 - 3.5.4.2. Type of Material
 - 3.5.4.3. Insertion Sites
 - 3.5.4.4. Placement Techniques
 - 3.5.4.5. Nursing care
 - 3.5.5. Percutaneous Insertion of Central Venous Catheter
 - 3.5.5.1. Selection Criteria
 - 3.5.5.2. Type of Material
 - 3.5.5.3. Insertion Sites
 - 3.5.5.4. Placement Techniques
 - 3.5.5.5. Nursing care
 - 3.5.6. Peripherally Inserted Central Venous Catheter
 - 3.5.6.1. Selection Criteria
 - 3.5.6.2. Type of Material
 - 3.5.6.3. Insertion Sites
 - 3.5.6.4. Placement Techniques
 - 3.5.6.5. Nursing care
 - 3.5.7. Intraperitoneal Chemotherapy
 - 3.5.7.1. Selection Criteria
 - 3.5.7.2. Administration Technique
 - 3.5.7.3. Nursing care
- 3.6. Complications of Venous Access
 - 3.6.1. Introduction
 - 3.6.2. Early Complications
 - 3.6.2.1. Infections
 - 3.6.2.2. Pneumothorax
 - 3.6.2.3. Catheter Bending
 - 3.6.2.4. Catheter Malposition and Extravasation
 - 3.6.2.5. Arrhythmias
 - 3.6.2.6. Migration or Dislocation of the Catheter
 - 3.6.2.7. Catheter Fracture and Embolism
 - 3.6.2.8. Catheter Occlusion or Obstruction
 - 3.6.3. Late Complications
 - 3.6.3.1. Catheter Fracture
 - 3.6.3.2. Thrombosis
 - 3.6.3.3. Skin Necrosis Around the Device
- 3.7. Phlebitis Management
 - 3.7.1. Definition
 - 3.7.2. Causes
 - 3.7.3. Signs and Symptoms
 - 3.7.4. Classification
 - 3.7.5. Risk Factors
 - 3.7.6. Preventing Phlebitis
 - 3.7.7. Nursing Care
- 3.8. Extravasation Management
 - 3.8.1. Definition
 - 3.8.2. Extravasation Related Factors
 - 3.8.3. Preventing Extravasation
 - 3.8.4. Cytostatic Classification according to Extravasation Effects
 - 3.8.5. Extravasation Manifestations by Cytostatic
 - 3.8.6. General Treatment
 - 3.8.7. Specific Treatment
 - 3.8.8. Surgical Treatment
 - 3.8.9. Nursing care

- 3.9. Exposure Risks during Administration
 - 3.9.1. Affected Personnel
 - 3.9.2. Penetration Routes
 - 3.9.3. Genetic risks
- 3.10. Treatment of Cytostatic Waste and Excreta
 - 3.10.1. Treating Excreta
 - 3.10.1.1. Urine
 - 3.10.1.2. Feces
 - 3.10.1.3. Sweat
 - 3.10.1.4. Trace
 - 3.10.2. Cytostatic Waste Treatment
 - 3.10.2.1. Regulations
 - 3.10.2.2. Types of Waste
 - 3.10.2.3. Material Required
 - 3.10.2.4. Required Material
 - 3.10.2.5. Elimination

“

This training will allow you to advance in your career comfortably”



06

Methodology

This training provides you with a different way of learning. Our methodology uses a cyclical learning approach: ***Re-learning***.

This teaching system is used in the most prestigious medical schools in the world, and major publications such as the ***New England Journal of Medicine*** have considered it to be one of the most effective.





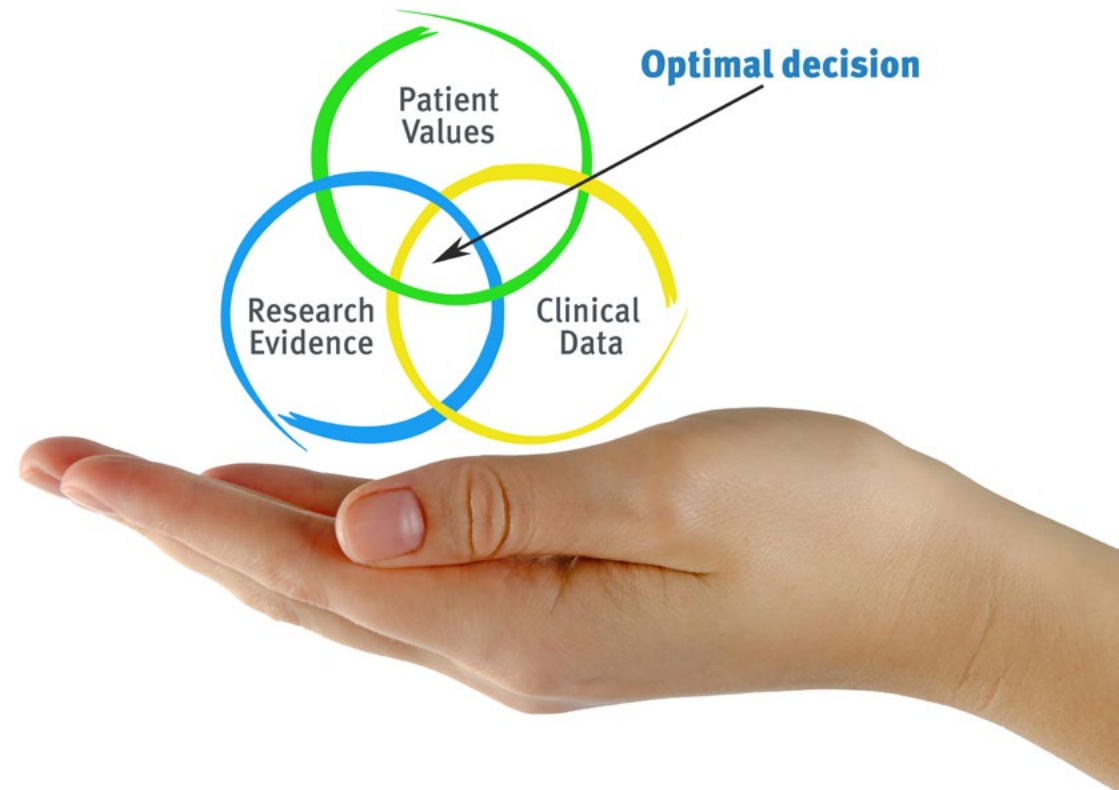
“

Discover Re-learning, a system that abandons conventional linear learning, to take you through cyclical teaching systems: a way of learning that has proven to be extremely effective, especially in subjects that require memorization"

At TECH Nursing School we use the Case Method

In a given clinical situation, what would you do? Throughout the program, you will be presented with multiple simulated clinical cases based on real patients, where you will have to investigate, establish hypotheses and, finally, resolve the situation. There is abundant scientific evidence on the effectiveness of the method. Nurses learn better, faster, and more sustainably over time.

With TECH, nurses can experience a learning methodology that is shaking the foundations of traditional universities around the world.



According to Dr. Gérvas, the clinical case is the annotated presentation of a patient, or group of patients, which becomes a "case", an example or model that illustrates some peculiar clinical component, either because of its teaching power or because of its uniqueness or rarity. It is essential that the case is based on current professional life, in an attempt to recreate the real conditions in professional nursing practice.

“

Did you know that this method was developed in 1912 at Harvard for law students? The case method consisted of presenting students with real-life, complex situations for them to make decisions and justify their decisions on how to solve them. In 1924, Harvard adopted it as a standard teaching method”

The effectiveness of the method is justified by four fundamental achievements:

1. Nurses who follow this method not only grasp concepts, but also develop their mental capacity by evaluating real situations and applying their knowledge.
2. The learning process has a clear focus on practical skills that allow the nursing professional to better integrate knowledge acquisition into the hospital setting or primary care.
3. Ideas and concepts are understood more efficiently, given that the example situations are based on real-life.
4. Students like to feel that the effort they put into their studies is worthwhile. This then translates into a greater interest in learning and more time dedicated to working on the university program.



Re-Learning Methodology

At TECH we enhance the Harvard case method with the best 100% online teaching methodology available: Re-learning.

Our University is the first in the world to combine the study of clinical cases with a 100% online learning system based on repetition, combining a minimum of 8 different elements in each lesson, which represent a real revolution with respect to simply studying and analyzing cases.



The nurse will learn through real cases and by solving complex situations in simulated learning environments. These simulations are developed using state-of-the-art software to facilitate immersive learning.

At the forefront of world teaching, the Re-learning method has managed to improve the overall satisfaction levels of professionals who complete their studies, with respect to the quality indicators of the best Spanish-speaking online university (Columbia University).

With this methodology we have trained more than 175,000 nurses with unprecedented success, in all specialties regardless of from the workload. All this in a highly demanding environment, where the students have a strong socio-economic profile and an average age of 43.5 years.

Re-learning will allow you to learn with less effort and better performance, involving you more in your specialization, developing a critical mindset, defending arguments, and contrasting opinions: a direct equation to success.

In our program, learning is not a linear process, but rather a spiral (we learn, unlearn, forget, and re-learn). Therefore, we combine each of these elements concentrically.

The overall score obtained by our learning system is 8.01, according to the highest international standards.



In this program you will have access to the best educational material, prepared with you in mind:



Study Material

All teaching material is produced by the specialists who teach the course, specifically for the course, so that the teaching content is really specific and precise.

This content is then adapted in an audiovisual format that will create our way of working online, with the latest techniques that allow us to offer you high quality in all of the material that we provide you with.



Nursing Techniques and Procedures on Video

We introduce you to the latest techniques, to the latest educational advances, to the forefront of current nursing procedures and techniques. All this, in first person, with the maximum rigor, explained and detailed for your assimilation and understanding. And best of all, you can watch them as many times as you want.



Interactive Summaries

We present the contents attractively and dynamically in multimedia lessons that include audio, videos, images, diagrams, and concept maps in order to reinforce knowledge.

This unique multimedia content presentation training system was awarded by Microsoft as a "European Success Story".



Additional Reading

Recent articles, consensus documents, international guides. in our virtual library you will have access to everything you need to complete your training.





Expert-Led Case Studies and Case Analysis

Effective learning ought to be contextual. Therefore, we will present you with real case developments in which the expert will guide you through focusing on and solving the different situations: a clear and direct way to achieve the highest degree of understanding.



Testing & Re-testing

We periodically evaluate and re-evaluate your knowledge throughout the program, through assessment and self-assessment activities and exercises: so that you can see how you are achieving your goals.



Classes

There is scientific evidence suggesting that observing third-party experts can be useful.

Learning from an expert strengthens knowledge and memory, and generates confidence in our future difficult decisions.



Quick Action Guides

We offer you the most relevant contents of the course in the form of worksheets or quick action guides. A synthetic, practical, and effective way to help you progress in your learning.



06

Certificate

The Postgraduate Diploma in Tumor Types, Oncological Treatment, and Management for Nurses guarantees you, in addition to the most rigorous and updated training, access to a Postgraduate Diploma issued by TECH Technological University.



“

Successfully complete this training and receive your university degree without travel or laborious paperwork”

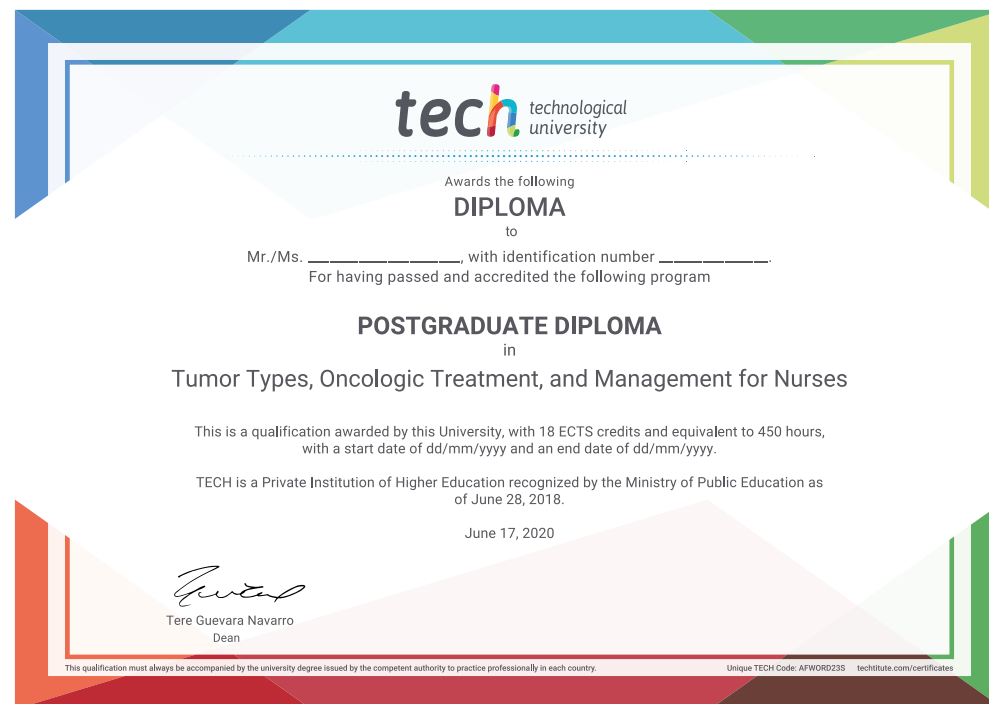
This **Postgraduate Diploma in Tumor Types, Oncologic Treatment, and Management for Nurses** contains the most complete and up-to-date scientific program on the market.

Once the student has passed the evaluations, they will receive by mail with acknowledgment of receipt their corresponding **Postgraduate Diploma issued by** TECH Technological University.

The diploma issued by **TECH Technological University** will reflect the qualification obtained in the Postgraduate Diploma, and meets the requirements commonly demanded by labor exchanges, competitive examinations and professional career evaluation committees.

Title: **Postgraduate Diploma in Tumor Types, Oncologic Treatment, and Management for Nurses**

Official Number of Hours: **450**



*Apostille Convention. In the event that the student wishes to have their paper diploma issued with an apostille, TECH EDUCATION will make the necessary arrangements to obtain it, at an additional cost.

future
health confidence people
education information tutors
guarantee accreditation teaching
institutions technology learning
community commitment
personalized service innovation
knowledge present
development languages
virtual classroom



Postgraduate Diploma
Tumor Types, Oncologic
Treatment, and Management
for Nurses

- » Modality: online
- » Duration: 6 months
- » Certificate: TECH Technological University
- » Dedication: 16h/week
- » Schedule: at your own pace
- » Exams: online

Postgraduate Diploma

Tumor Types, Oncologic
Treatment, and Management for
Nurses

