

Postgraduate Diploma Intensive Care Unit Nursing

Dirección y aval científico:





Postgraduate Diploma Intensive Care Unit Nursing

- » Modality: online
- » Duration: 6 months
- » Certificate: TECH Technological University
- » Dedication: 16h/week
- » Schedule: at your own pace
- » Exams: online

Website: www.techtitute.com/us/nursing/postgraduate-diploma/postgraduate-diploma-intensive-care-unit-nursing

Index

01

Introduction

p. 4

02

Objectives

p. 8

03

Course Management

p. 12

04

Structure and Content

p. 16

05

Methodology

p. 24

06

Certificate

p. 32

01

Introduction

The evolution in nursing procedures coupled with advances in medical technology make it imperative that nurses working in emergency departments keep their knowledge constantly up-to-date in order to provide care based on the latest scientific evidence. This Postgraduate Diploma allows the professional to update their knowledge in a practical way and adapting to their needs.





“

The quality of care for critically ill patients is conditioned by the updating of the knowledge of the professionals who attend them. Get up to date on the nursing procedures and care that the professional must perform on patients in the intensive care unit"

Critical patient care is one of the most evolving areas in the healthcare world. Intensive care units are equipped with high-tech equipment and the techniques and procedures performed in them are usually complex. They are characterized by specialization, and are adequately constituted and equipped so that the care of critically ill patients can be carried out in the best conditions and with the best resources.

Nursing professionals working in intensive care units must know and master the technology to perform the appropriate care for each patient, with the utmost rigor and always based on the latest scientific evidence. To this end, it is essential that they constantly update their knowledge in order to maintain quality and safety in all the procedures they perform on patients.

The Postgraduate Diploma in Intensive Care Unit Nursing is aimed at bringing the nursing professional up to date, bringing theoretical knowledge closer to practical work, being of vital importance the professional qualification in this area for all nursing professionals.

This **Specialist Diploma in Intensive Care Unit Nursing** contains the most complete and up-to-date scientific program on the market. The most important features of the program include:

- ◆ Clinical cases presented by experts. The graphic, schematic, and eminently practical contents with which they are created provide scientific and practical information on the disciplines that are essential for professional practice.
- ◆ New diagnostic and therapeutic developments in the care of critically ill patients with endocrinometabolic, cardiac, respiratory, infectious, etc. etiology.
- ◆ It includes up-to-date life support procedures and the most frequent nursing techniques in the intensive care unit.
- ◆ Presentation of practical workshops on ICU nursing procedures.
- ◆ Algorithm-based interactive learning system for decision-making in the presented clinical situations.
- ◆ Theoretical lessons, questions to the expert, debate forums on controversial topics, and individual reflection assignments.
- ◆ Content that is accessible from any fixed or portable device with an Internet connection.



Through this Postgraduate Diploma you will be able to update your knowledge in patient care in medical emergencies, improve prognosis and reduce sequelae and complications of the disease"

“ *This Postgraduate Diploma may be the best investment you can make in the selection of a refresher program for two reasons: in addition to updating your knowledge in Intensive Care Unit Nursing, you will obtain a certificate from TECH - Technological University*”

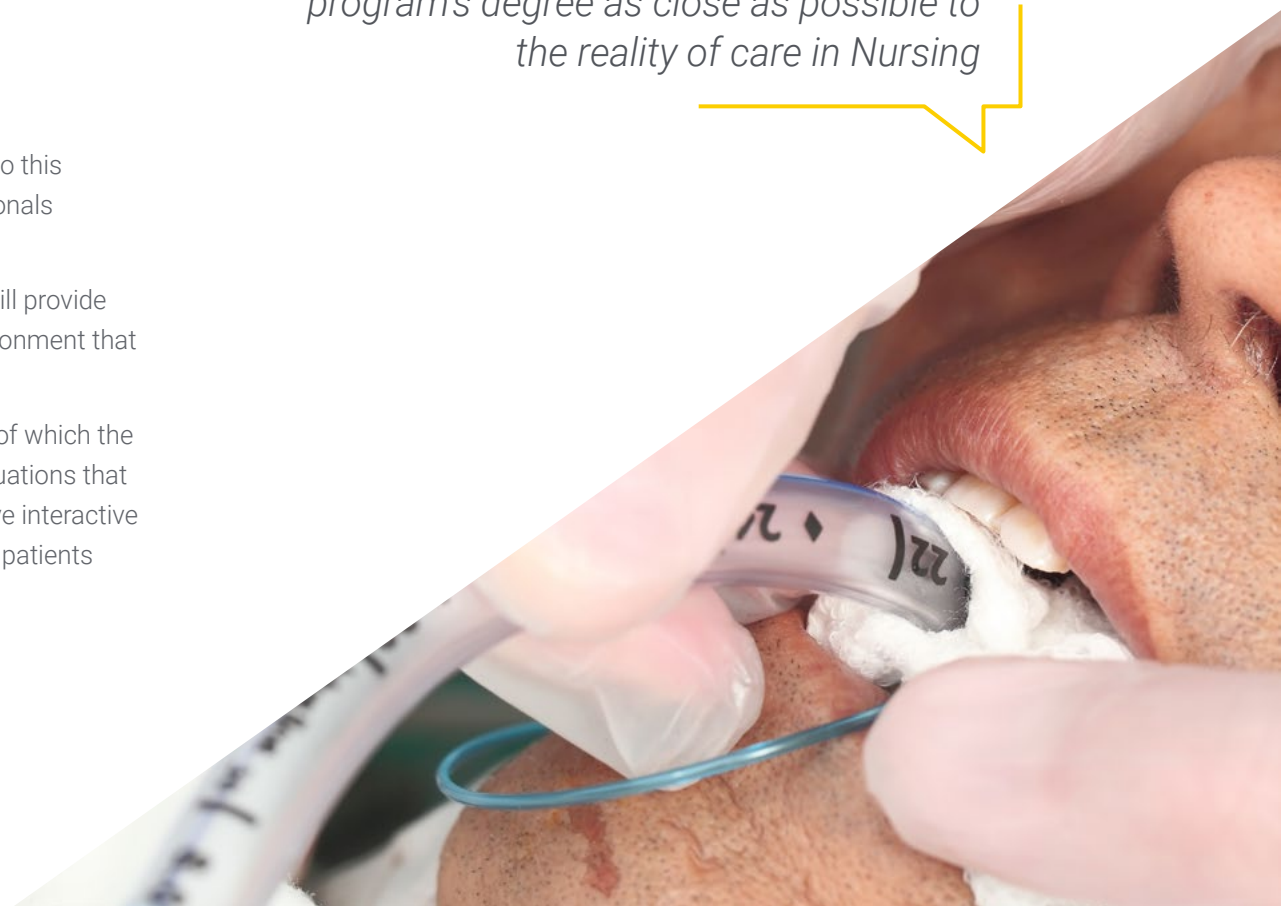
It includes in its teaching staff reference nursing professionals, who pour into this refresher program the experience of their work, in addition to other professionals specializing in the intensive care unit.

The multimedia content developed with the latest educational technology will provide the professional with situated and contextual learning, i.e., a simulated environment that will provide an immersive training program to train in real situations.

The design of the program is based on Problem-Based Learning, by means of which the nursing professional must try to solve the different professional practice situations that arise throughout the program. This will be done with the help of an innovative interactive video system developed by renowned experts in nursing care for critically ill patients with extensive teaching experience.

This program offers training in simulated environments, which provides an immersive learning experience designed to train for real-life situations

It includes clinical cases to bring the program's degree as close as possible to the reality of care in Nursing



02 Objectives

The Postgraduate Diploma program is oriented towards a review of the main aspects of critical patient management, based on scientific evidence and the experience of renowned professionals.



“

This training will give you a sense of confidence when taking decisions and providing care, which will help you grow both personally and professionally”



General Objective

- ◆ Update the professional on the latest nursing procedures and interventions that are routinely performed in the intensive care unit, in order to provide proper care to the critically ill patient.



Specific Objectives

- ◆ Define the fundamental concepts of intensive care nursing and review the principles of action in the intensive care unit.
- ◆ Describe the different modes of invasive and noninvasive monitoring of the critically ill patient and their correct use.
- ◆ Assess the importance and interpret the different nursing records used in the Intensive Care Unit.
- ◆ Update and interpret the different scales for the evaluation of the critical patient.
- ◆ Analyze the results of the most common analytical controls relating them to the patient's condition.
- ◆ Describe the anatomy and physiology and pathophysiology of the cardiocirculatory, respiratory and neurological systems in the critically ill patient.
- ◆ Recognize the most frequent pediatric and adult pathophysiological processes in the Intensive Care Unit.
- ◆ Update the appropriate therapeutic procedures for the critically ill patient.





- ◆ Identify the most common complications derived from the pathological processes of the critically ill patient and their treatment in order to prevent their occurrence.
- ◆ Develop the necessary skills to obtain an effective communication with the patient and his family environment.
- ◆ Rapidly identify a deterioration in the clinical condition of a critically ill patient, alerting the necessary team and initiating immediate vital care.
- ◆ Adapt nursing care to the pediatric critically ill patient.
- ◆ Describe the nursing role in a pediatric and adult basic and/or advanced life support situation updated according to the latest ILCOR-AHA recommendations.
- ◆ Explain the basic vital maneuvers in out-of-hospital emergency situations until the arrival of the emergency services.
- ◆ Design and plan in-hospital and inter-hospital transfer of pediatric and adult critically ill patients.
- ◆ Assess the importance of intensive care unit management and explain the latest trends.
- ◆ Classify the most commonly used drugs in the Intensive Care Unit, as well as their action, most important side effects and rules of correct administration.
- ◆ Provide a safe environment for the patient in the Intensive Care Unit by assessing and correcting the risk factors present.

03

Course Management

The program includes in its teaching staff of nursing professionals of reference in the field of intensive care nursing, who pour into this training the experience of their work. In addition, other specialists of recognized prestige have participated in the creation of the contents, completing the program in an interdisciplinary manner.





“

Learn from leading professionals the latest advances in critical patient care in the Intensive Care Unit"

Guest Director



Ms. Díez Sáenz, Cristina


- ♦ Head of Critical Care Unit, Gregorio Marañón GUH
- ♦ Head Nurse of the Adult Intensive Care Unit at Gregorio Marañón General University Hospital
- ♦ Nursing Supervisor of the Gregorio Marañón ICU
- ♦ Nurse Assistant in different areas of hospitalization in different health centers and hospitals
- ♦ Participation as a collaborating researcher in the multicenter project "National validation of the scale of satisfaction with nursing care from the perspective of the critically ill patient"

Management



Ms. Lospitao Gómez, Sara

- ♦ Intensive Care and Interventional Cardiology Nurse in FUH
- ♦ Intensive Care and Interventional Cardiology at Fuenlabrada University Hospital (FUH)
- ♦ Post-surgical Intensive Care Unit and Cardiac Surgery Nurse at Polytechnic University of Cataluña. 12 de Octubre Hospital
- ♦ Coronary Intensive Care Unit Nurse. 12 de Octubre Hospital
- ♦ Nurse of the Interventional Cardiology Unit (Hemodynamics, EEF and Implants)
- ♦ Responsible for RRSS #TEAyudamos and Member of the group #JuntosxEICáncer
- ♦ Instructor in SVA by the National CPR Plan of the SEMICYUC
- ♦ Member of: Care Sub-Commission (FUH), Care Commission (FUH), Secretary of the Ulcers and Wounds Working Group (FUH)



Professors

Ms. Álvarez Carrascal, Inmaculada

- ◆ Nurse in ICU, Gregorio Marañón GUH
- ◆ Nurse referent of security in ICU, Gregorio Marañón GUH
- ◆ Critical Care Nurse, Gregorio Marañón GUH
- ◆ Operating Room Instrumentalist Nurse. Churchill Hospital, (Oxford) United Kingdom

Mr. González Palacios, Rubén

- ◆ Critical Care Nurse at Gregorio Marañón GUH
- ◆ Nurse assistant in the Internal Medicine Unit of the Doce de Octubre GUH (Madrid).
- ◆ Nurse assistant in different Primary Care centers in the Community of Madrid
- ◆ Developer of the mobile application "Compatibility drugs" for intravenous drug compatibility
- ◆ Participant in several international congresses

Mr. Ruiz-Henestrosa Campos, Manuel Jesús

- ◆ Attending Nurse at Gregorio Marañón General University Hospital
- ◆ Assistance Nurse Puerta del Mar GUH
- ◆ Head of Emergency Unit at Gregorio Marañón GUH

04

Structure and Content

The structure of the contents has been designed by a team of professionals knowledgeable about the implications of specialization in Intensive Care Unit Nursing, aware of the relevance of current knowledge in order to provide quality patient care and committed to teaching through new educational technologies.





“

This Postgraduate Diploma in Intensive Care Unit Nursing contains the most complete and up-to-date scientific program on the market”

Module 1. Fundamentals of Intensive Care Nursing Practice

- 1.1. Characteristics of the Intensive Care Unit.
 - 1.1.1. General Features of ICUs.
 - 1.1.2. Organization and Physical, Spatial and Environmental Characteristics of ICUs.
- 1.2. Intensive Care Nursing.
 - 1.2.1. The Role of the Critical Care Nursing Professional.
 - 1.2.2. Nursing Methodology in the Intensive Care Service.
 - 1.2.3. Basic Care for Patients in ICU.
- 1.3. Intensive Care Nursing Records.
 - 1.3.1. Admission Sheet and Nursing Discharge Sheet.
 - 1.3.2. Continuity of Care: Evolution Sheet and Nursing Relief.
 - 1.3.3. The Graph
- 1.4. Nursing Management in Intensive Care Services.
 - 1.4.1. Principles and Values of an Intensive Care Unit.
 - 1.4.2. Planning and Staffing.
 - 1.4.3. Quality Management
 - 1.4.4. Risk Management.

Module 2. Monitoring of Critical Patients

- 2.1. Basic Aspects of Monitoring a Critically Ill Patient.
 - 2.1.1. Concept and Types of Monitoring Telemetry Monitoring
 - 2.1.2. Invasive and Non-invasive Monitoring Equipment.
- 2.2. Cardiac and Respiratory Activity.
 - 2.2.1. Continuous ECG and Heart Rate Monitoring.
 - 2.2.2. Respiratory Monitoring.
 - 2.2.3. Pulse Oximetry.
 - 2.2.4. Capnography.
- 2.3. Hemodynamic Status.
 - 2.3.1. Non-invasive and Invasive Blood Pressure.
 - 2.3.2. Central Venous Pressure.
 - 2.3.3. Pressure Monitoring by Swan-Ganz Catheter. Cardiac Output Determination.

- 2.4. Neurological Status.
 - 2.4.1. Assessment of the Neurological Status by Using Scales.
 - 2.4.2. Intracranial Pressure and Cerebral Perfusion Pressure.
 - 2.4.3. Cerebral Oximetry or Venous Saturation in the Jugular Gulf.
- 2.5. Monitoring of Sedoanalgesia in Critical Care.
 - 2.5.1. Analgesia Scales.
 - 2.5.2. Sedation Scales. Bispectral Index (BIS).
- 2.6. Analytical Controls in ICU.
 - 2.6.1. Analytical Parameters: Samples of Blood Origin.
 - 2.6.2. Analytical Parameters: Samples of Mictional Origin.
 - 2.6.3. Analytical Parameters: Samples of Different Origin.

Module 3. Critical Care in Patients with Cardiocirculatory Disorders

- 3.1. Anatomophysiologic and Physiologic Memory of the Cardiocirculatory System.
 - 3.1.1. Anatomy of the Cardiocirculatory System.
 - 3.1.2. Cardiocirculatory System Physiology.
- 3.2. Most Common Cardiocirculatory Pathologies in UCI.
 - 3.2.1. Heart Failure and Acute Pulmonary Edema.
 - 3.2.2. Ischaemic heart disease.
 - 3.2.3. Cardiac Arrhythmias.
 - 3.2.4. Cardiogenic Shock.
 - 3.2.5. Aneurysm and Aortic Dissection.
 - 3.2.6. Hypertensive Emergencies.
- 3.3. Procedures Related to Cardiocirculatory Disorders.
 - 3.3.1. Electrocardiography
 - 3.3.2. Electrical Therapies: Cardioversion and Defibrillation.
 - 3.3.3. Fibrinolysis.
 - 3.3.4. Percutaneous Coronary Intervention.
 - 3.3.5. Aortic Counterpulsation Balloon Pump.
 - 3.3.6. Temporary Pacemaker.

Module 4. Critical Care in Patients with Respiratory Disorders

- 4.1. Anatomophysiologic Memory of the Respiratory System.
 - 4.1.1. Anatomy of the Cardiocirculatory System.
 - 4.1.2. Cardiocirculatory System Physiology.
- 4.2. Most Common Respiratory Pathologies in UCI.
 - 4.2.1. Acute Respiratory Failure.
 - 4.2.2. Adult Respiratory Distress Syndrome.
 - 4.2.3. Pulmonary Embolism.
 - 4.2.4. COPD Flare-up.
 - 4.2.5. Asthmatic Status.
- 4.3. Procedures Related to Respiratory Disorders.
 - 4.3.1. Oxygen Therapy.
 - 4.3.2. Airway Access.
 - 4.3.3. Aspiration of Tracheobronchial Secretions.
 - 4.3.4. Thoracocentesis and Thoracic Drains.
- 4.4. Mechanical Ventilation.
 - 4.4.1. Concept of Mechanical Ventilation. Respirators and Parameters.
 - 4.4.2. Modes of Invasive Mechanical Ventilation.
 - 4.4.3. Ventilator Alarms.
 - 4.4.4. Nursing Care of the Mechanically Ventilated Patient. Complications.
 - 4.4.5. Withdrawal of Mechanical Ventilation.

 - 4.4.6. Non-Invasive Mechanical Ventilation. Concept and Modalities.

Module 5. Critical Care in Patients with Neurological Disorders

- 5.1. Anatomophysiologic Review of the Nervous System.
 - 5.1.1. Anatomy of the Nervous System.
 - 5.1.2. Physiology of the Nervous System.
- 5.2. Most Common Neurological Pathologies in UCI.
 - 5.2.1. Cerebrovascular Disease. Code Stroke.
 - 5.2.2. Intracranial Hypertension.
 - 5.2.3. Seizures and Status Convulsus.
 - 5.2.4. Guillain-Barre Syndrome or Acute Polyradiculoneuritis.
- 5.3. The Comatose Patient.
 - 5.3.1. Concept of Comatose and Etiologies. Assessment of the Degree of Consciousness.
 - 5.3.2. Specific Care for Patients in Coma.
- 5.4. Procedures Related to Neurological Disorders.
 - 5.4.1. Neurological Assessment of a Critically Ill Patient. Most Common Scales.
 - 5.4.2. Lumbar Puncture.
 - 5.4.3. Intracranial Pressure Control.
 - 5.4.4. Brain-Dead Patient Organ Donor.

Module 6. Critical Care in Patients with Other Pathologies

- 6.1. Neonatal Sepsis and Septic Shock.
 - 6.1.1. Nosocomial Infection in the Intensive Care Unit.
 - 6.1.2. Neonatal Sepsis and Septic Shock.
 - 6.1.3. Nursing Care in the Septic Patient.
- 6.2. Gastrointestinal bleeding.
 - 6.2.1. Concept of Gastrointestinal Bleeding. Classification.
 - 6.2.2. Sengstaken-Blakemore Probe Care and Use.
- 6.3. The Critically Ill Burns Patient.
 - 6.3.1. Pathophysiology of Burns.
 - 6.3.2. Burns Patient Assessment.

 - 6.3.3. Initial Care Prehospital Treatment of the Critically Ill Burns Patient.
 - 6.3.4. The Burns Patient in the Intensive Care Unit.

- 6.4. The Critical Post-Surgical Patient.
 - 6.4.1. Types of Anesthesia.
 - 6.4.2. Assessment of the Post-Surgical Patient on Admission to the ICU.
 - 6.4.3. Most Frequent Post-Surgical Complications.
 - 6.4.4. General Post-Surgical Care.
 - 6.4.5. The Cardiac Surgery Patient.
- 6.5. The Critical Obstetric Patient.
 - 6.5.1. Physiological Changes During Gestation.
 - 6.5.2. Most Common Obstetrical Pathologies.
 - 6.5.3. Some Considerations in the Critical Care of the Obstetric Patient.
- 6.6. Other Alterations.
 - 6.6.1. Fulminant Hepatic Failure.
 - 6.6.2. Acute Pancreatitis.
- 6.7. Critically Ill Patient Nutrition.
 - 6.7.1. Enteral Nutrition.
 - 6.7.2. Parenteral nutrition

Module 7. Critical Care for Polytraumatized Patients

- 7.1. The Polytraumatized Patient.
 - 7.1.1. Concept of Polytrauma. Trimodal Mortality.
 - 7.1.2. Accident Biomechanics.
- 7.2. Initial Assessment of the Polytraumatized Patient.
 - 7.2.1. Primary Assessment: ABCDE.
 - 7.2.2. Second Evaluation.
- 7.3. Most Common Injuries in the Polytraumatized Patient.
 - 7.3.1. Cranioencephalic Trauma.
 - 7.3.2. Vertebral Trauma and Spinal Cord Injury. Block Mobilization.
 - 7.3.3. Thoracic Trauma.
 - 7.3.4. Abdominal Trauma.
 - 7.3.5. Hypovolemic Shock.

Module 8. Critical Care for Paediatric Patients

- 8.1. Most Prevalent Pathologies in Pediatric Intensive Care.
 - 8.1.1. Most Common Alterations in Newborns.
 - 8.1.2. Most Common Alterations in Infants and Preschoolers.
- 8.2. Assessment of Critical Pediatric Patient.
 - 8.2.1. Needs Assessment.
 - 8.2.2. Most Common Pediatric Rating Scales.
- 8.3. Critical Pediatric Patient care.
- 8.4. Airway and Ventilatory Management for Critically Ill Pediatric Patients.
 - 8.4.1. Nursing Techniques for Critically Ill Pediatric Patients.
 - 8.4.2. Administering Medication for Pediatric Patients.
 - 8.4.3. Interhospital Transport for Critically Ill Pediatric Patients.

Module 9. Life Support.

- 9.1. Basic Life Support in the Adult According to ILCOR-AHA 2010 Recommendations.
 - 9.1.1. Fundamental Concepts. The Chain of Survival.
 - 9.1.2. BLS Algorithm According to ILCOR-AHA 2010.
 - 9.1.3. Basic CPR Techniques.
 - 9.1.4. Lateral Safety Position.
 - 9.1.5. Foreign Object Airway Obstruction.
- 9.2. Advanced Life Support in the Adult According to ILCOR-AHA 2010 Recommendations.
 - 9.2.1. ALS Algorithm According to ILCOR-AHA 2010.
 - 9.2.2. Highlights of Current Recommendations.
- 9.3. Life Support in the Pediatric Patient According to ILCOR-AHA 2010 Recommendations.
 - 9.3.1. General Information on Pediatric CPR.
 - 9.3.2. Basic Cardiopulmonary Resuscitation in the Pediatric Patient According to the Latest ILCOR-AHA Recommendations.
 - 9.3.3. Advanced Cardiopulmonary Resuscitation in the Pediatric Patient According to the Latest ILCOR-AHA Recommendations.



- 9.4. Nursing in the Context of Life Support.
 - 9.4.1. Recommendations on Venous Access in Advanced Life Support.
 - 9.4.2. The Crash Cart

Module 10. Transport of Critical Patients

- 10.1. Intrahospital Transfer of the Critically Ill Patient.
 - 10.1.1. Intrahospital Transfer Concept.
 - 10.1.2. Protocol Phases of Intrahospital Transfer.
 - 10.1.3. Considerations About Materials.
- 10.2. Out-of-hospital Transfer of the Critically Ill Patient.
 - 10.2.1. Concept and Types of Medical Transport.
 - 10.2.2. Pathophysiology of Medical Transport.
 - 10.2.3. Protocol Phases of Interhospital Transport.
 - 10.2.4. Characteristics and Care in Ground Medical Transport.
 - 10.2.5. Characteristics and Care in Air Medical Transport.
 - 10.2.6. Safety Rules for Working with Helicopters.
- 10.3. Nursing Transfer in the Transportation of the Critically Ill Patient.
 - 10.3.1. Nursing Transfer as a Guarantee of Continuity of Care. Records.
 - 10.3.2. The ISOBAR Model.

Module 11. Pharmacology in Intensive Care

- 11.1. Basic Concepts in Pharmacology.
 - 11.1.1. Basic Concepts
 - 11.1.2. Pharmacokinetics.
- 11.2. Drug Administration Security.
 - 11.2.1. Drug Incompatibility and Drug Interactions.
 - 11.2.2. Most Frequent Errors in the Administration of Medications.
- 11.3. Most Frequently Used Drugs in Critical Care.
 - 11.3.1. Analgesia, Sedation and Relaxation.
 - 11.3.2. Cardiotonics: Inotropes, Antiarrhythmics and Vasomodulators.
 - 11.3.3. Bronchodilators.
 - 11.3.4. Antibiotherapy.
 - 11.3.5. Other Pharmacological Groups: Anticoagulants, Gastroprotectors and Corticosteroids.
- 11.4. Drug Administration Precaution.
 - 11.4.1. Most Common Routes of Drug Administration in Critical Care.
 - 11.4.2. Standards for Oral and Enteral Drug Administration.
 - 11.4.3. Standards for Parenteral Drug Administration.
 - 11.4.4. Guidelines for the Administration of Hemoderivatives and Cytostatics.
- 11.5. Formulas and Dosis Calculation.
 - 11.5.1. Concepts and Measure Units. Equivalentents.
 - 11.5.2. Perfusion Rate Calculations.



Module 12. Psychosocial Aspects in the Care of the Critically Ill Patient

- 12.1. Bioethics and Intensive Care.
 - 12.1.1. Principles of Bioethics.
 - 12.1.2. Law 41/2002 Regulating the Autonomy of the Patient and Rights and Obligations regarding Clinical Information and Documentation.

- 12.2. Communication in the Intensive Care Unit.
 - 12.2.1. Communication Concept Effective Communication.
 - 12.2.2. Communication with the Critically Ill Patient and Their Family.
 - 12.2.3. Communication with the Pediatric Intensive Care Patient.
 - 12.2.4. Communicating Bad News.

- 12.3. Stress Factors in the Intensive Care Unit.
 - 12.3.1. Stress Factors for the Patient and Family.
 - 12.3.2. Stress Factors for Personnel. Burnout Syndrome.
 - 12.3.3. Death in the Intensive Care Unit. Grief.



A unique, key and decisive training experience to boost your professional development"

05

Methodology

This training provides you with a different way of learning. Our methodology uses a cyclical learning approach: *Re-learning*.

This teaching system is used in the most prestigious medical schools in the world, and major publications such as the *New England Journal of Medicine* have considered it to be one of the most effective.



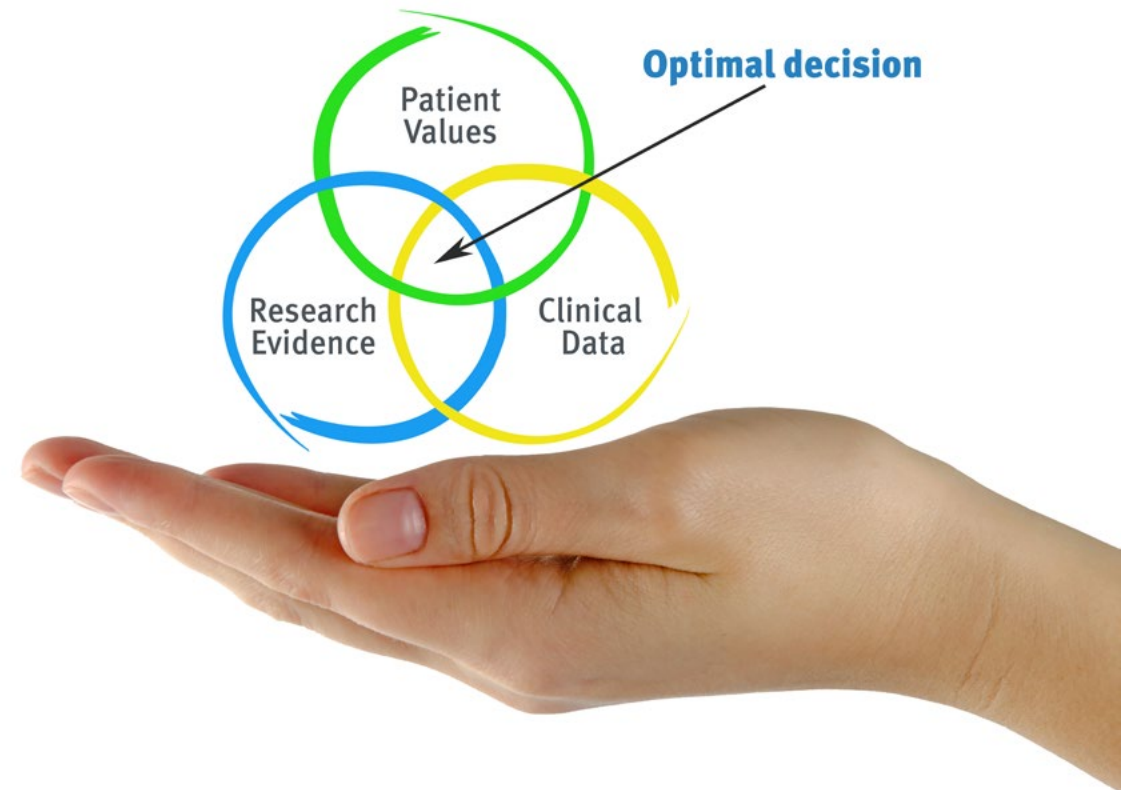
“

Discover Re-learning, a system that abandons conventional linear learning, to take you through cyclical teaching systems: a way of learning that has proven to be extremely effective, especially in subjects that require memorization"

At TECH Nursing School we use the Case Method

In a given clinical situation, what would you do? Throughout the program, you will be presented with multiple simulated clinical cases based on real patients, where you will have to investigate, establish hypotheses and, finally, resolve the situation. There is an abundance of scientific evidence on the effectiveness of the method. Nurses learn better, faster, and more sustainably over time.

With TECH, nurses can experience a learning methodology that is shaking the foundations of traditional universities around the world



According to Dr. Gérvas, the clinical case is the annotated presentation of a patient, or group of patients, which becomes a "case", an example or model that illustrates some peculiar clinical component, either because of its teaching power or because of its uniqueness or rarity. It is essential that the case is based on current professional life, in an attempt to recreate the real conditions in professional nursing practice.

“

Did you know that this method was developed in 1912 at Harvard for law students? The case method consisted of presenting students with real-life, complex situations for them to make decisions and justify their decisions on how to solve them. In 1924, Harvard adopted it as a standard teaching method”

The effectiveness of the method is justified by four fundamental achievements:

1. Nurses who follow this method not only grasp concepts, but also develop their mental capacity by evaluating real situations and applying their knowledge.
2. The learning process has a clear focus on practical skills that allow the nursing professional to better integrate knowledge acquisition into the hospital setting or primary care.
3. Ideas and concepts are understood more efficiently, given that the example situations are based on real-life.
4. Students like to feel that the effort they put into their studies is worthwhile. This then translates into a greater interest in learning and more time dedicated to working on the university program.



Re-learning Methodology

At TECH we enhance the Harvard case method with the best 100% online teaching methodology available: Re-learning.

Our University is the first in the world to combine the study of clinical cases with a 100% online learning system based on repetition, combining a minimum of 8 different elements in each lesson, which represent a real revolution with respect to simply studying and analyzing cases.



The nurse will learn through real cases and by solving complex situations in simulated learning environments. These simulations are developed using state-of-the-art software to facilitate immersive learning

At the forefront of world teaching, the Re-learning method has managed to improve the overall satisfaction levels of professionals who complete their studies, with respect to the quality indicators of the best Spanish-speaking online university (Columbia University).

With this methodology we have trained more than 175,000 nurses with unprecedented success, in all specialties regardless of from the workload. All this in a highly demanding environment, where the students have a strong socio-economic profile and an average age of 43.5 years.

Re-learning will allow you to learn with less effort and better performance, involving you more in your specialization, developing a critical mindset, defending arguments, and contrasting opinions: a direct equation to success

In our program, learning is not a linear process, but rather a spiral (we learn, unlearn, forget, and re-learn). Therefore, we combine each of these elements concentrically.

The overall score obtained by our learning system is 8.01, according to the highest international standards.



In this program you will have access to the best educational material, prepared with you in mind:



Study Material

All teaching material is produced by the specialists who teach the course, specifically for the course, so that the teaching content is really specific and precise.

This content is then adapted in an audiovisual format that will create our way of working online, with the latest techniques that allow us to offer you high quality in all of the material that we provide you with.



Nursing Techniques and Procedures on Video

We introduce you to the latest techniques, to the latest educational advances, to the forefront of current nursing procedures and techniques. All this, in first person, with the maximum rigor, explained and detailed for your assimilation and understanding. And best of all, you can watch them as many times as you want.



Interactive Summaries

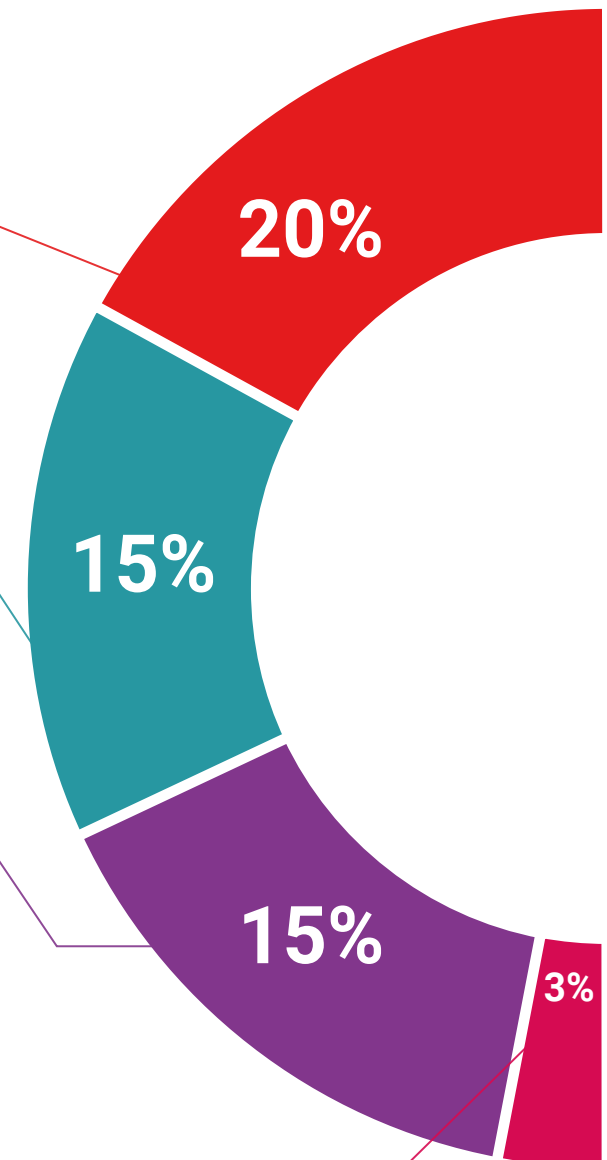
We present the contents attractively and dynamically in multimedia lessons that include audio, videos, images, diagrams, and concept maps in order to reinforce knowledge.

This unique multimedia content presentation training system was awarded by Microsoft as a "European Success Story".



Additional Reading

Recent articles, consensus documents, international guides. in our virtual library you will have access to everything you need to complete your training.





Expert-Led Case Studies and Case Analysis

Effective learning ought to be contextual. Therefore, we will present you with real case developments in which the expert will guide you through focusing on and solving the different situations: a clear and direct way to achieve the highest degree of understanding.



Testing & Re-Testing

We periodically evaluate and re-evaluate your knowledge throughout the program, through assessment and self-assessment activities and exercises: so that you can see how you are achieving your goals.



Classes

There is scientific evidence suggesting that observing third-party experts can be useful.

Learning from an expert strengthens knowledge and memory, and generates confidence in our difficult future decisions.



Quick Action Guides

We offer you the most relevant contents of the course in the form of worksheets or quick action guides. A synthetic, practical, and effective way to help you progress in your learning.



06

Certificate

The **Postgraduate Diploma in the Intensive Care Unit Nursing** guarantees you, in addition to the most rigorous and up-to-date training, access to a certificate issued by **TECH - Technological University**.



“

Successfully complete this specialization and receive your certificate without travel or laborious paperwork”

This **Postgraduate Diploma in Intensive Care Unit Nursing** contains the most complete and up-to-date scientific program on the market.

After the student has passed the evaluations, they will receive their corresponding **certificate** issued by **TECH - Technological University via tracked delivery**.

The diploma issued by **TECH - Technological University** will specify the qualification obtained through the Postgraduate Diploma, and meets the requirements commonly demanded by labor exchanges, competitive examinations, and professional career evaluation committees.

Title: **Postgraduate Diploma in Intensive Care Unit Nursing**

Official Number of Hours: **625**

Scientifically endorsed by the Spanish Society of Intensive Care Nursing and Coronary Units (SEEIUC)



*Apostille Convention. In the event that the student wishes to have their paper diploma Apostilled, TECH EDUCATION will make the necessary arrangements to obtain it at an additional cost of €140 plus shipping costs of the Apostilled diploma.

future
health confidence people
education information tutors
guarantee accreditation teaching
institutions technology learning
community commitment
personalized service innovation
knowledge present quality
development language
classroom



Postgraduate Diploma Intensive Care Unit Nursing

- » Modality: online
- » Duration: 6 months
- » Certificate: TECH Technological University
- » Dedication: 16h/week
- » Schedule: at your own pace
- » Exams: online

Postgraduate Diploma Intensive Care Unit Nursing

Dirección y aval científico:

