

Postgraduate Diploma

Head, Neck and Locomotor System Ultrasound for Nursing



Postgraduate Diploma Head, Neck and Locomotor System Ultrasound for Nursing

- » Modality: Online
- » Duration: 6 months.
- » Certificate: TECH Global University
- » Accreditation: 18 ECTS
- » Schedule: at your own pace
- » Exams: online

Website: www.techtute.com/us/nursing/postgraduate-diploma/postgraduate-diploma-head-neck-locomotor-system-ultrasound-nursin

Index

01

Introduction to the Program

p. 4

02

Why Study at TECH?

p. 8

03

Syllabus

p. 12

04

Teaching Objectives

p. 18

05

Career Opportunities

p. 22

06

Study Methodology

p. 26

07

Teaching Staff

p. 36

08

Certificate

p. 44

01

Introduction to the Program

Ultrasound has become a valuable diagnostic and therapeutic tool in various clinical areas. In the context of Nursing, knowledge and management of this imaging tool applied to the Head, Neck, and Musculoskeletal System enhances the ability for initial assessment, optimizes decision-making, and facilitates more effective collaboration with multidisciplinary medical teams. Moreover, this non-invasive technique provides immediate information about various structures, enabling the early identification of cervical masses, Thyroid Disorders, or Musculoskeletal Injuries. For this reason, specialists need to update their skills to use this instrument with proficiency. With this in mind, TECH Global University offers an innovative online program focused on the use of ultrasound in different body regions.



“

Thanks to this 100% online Postgraduate Diploma, you will master the most innovative techniques for applying Ultrasound in the examination of Head, Neck, and Locomotor structures.

According to a recent study by the World Health Organization, Ultrasound has become an indispensable diagnostic tool in clinical care, with a 10% annual growth in its use in hospital settings worldwide. One of the key benefits of this tool is its ability to enable the early detection of Cervical Pathologies. Given this, nurses need to incorporate the most modern ultrasound techniques into their clinical practice to optimize diagnostic accuracy and significantly improve patient care.

With this in mind, TECH offers an exclusive program in Head, Neck, and Locomotor System Ultrasound for Nursing. Designed by true experts in the field, this academic journey will explore topics ranging from the physical principles of ultrasound and its interaction with tissues to the most sophisticated ultrasound modes. Aligned with this, the syllabus will delve into a variety of cutting-edge methods for obtaining high-resolution images of structures such as the shoulder, knee, or wrist. Moreover, the teaching materials will provide multiple strategies for the precise interpretation of tests, thereby strengthening diagnostic capabilities. As a result, graduates will develop advanced competencies to independently apply Ultrasound in clinical practice, facilitating the rapid assessment of complex Musculoskeletal Pathologies.

Regarding methodology, this university qualification is delivered in a fully online format, allowing professionals to set their own schedules and study pace. Additionally, the disruptive Relearning system will promote a natural and progressive knowledge renewal. Graduates will only need a device with internet access to enter the Virtual Campus, where they will find various additional multimedia resources such as detailed videos, practical exercises, and specialized readings.

Furthermore, a renowned International Guest Director will offer rigorous Masterclasses.

The **Postgraduate Diploma in Head, Neck and Locomotor System Ultrasound for Nursing** contains the most complete and up-to-date university program on the market.

Its most notable features are:

- ◆ The development of practical cases presented by experts in Head, Neck, and Locomotor System Ultrasound for Nursing
- ◆ The graphic, schematic, and practical contents with which they are created, provide scientific and practical information on the disciplines that are essential for professional practice
- ◆ Practical exercises where the self-assessment process can be carried out to improve learning
- ◆ Its special emphasis on innovative methodologies
- ◆ Theoretical lessons, questions to the expert, debate forums on controversial topics, and individual reflection assignments
- ◆ Content that is accessible from any fixed or portable device with an internet connection



A prestigious International Guest Director will offer in-depth Masterclasses on the latest trends in the management of Head, Neck, and Locomotor System Ultrasound”

“

You will develop advanced competencies to accurately interpret high-resolution ultrasound images and identify pathological anatomical structures”

The program includes a teaching staff composed of professionals from the field of Head, Neck, and Locomotor System Ultrasound for Nursing, who bring their practical experience into the curriculum, alongside recognized specialists from leading societies and prestigious universities.

The multimedia content, developed with the latest educational technology, will provide the professional with situated and contextual learning, i.e., a simulated environment that will provide an immersive learning experience designed to prepare for real-life situations.

This program is designed around Problem-Based Learning, whereby the student must try to solve the different professional practice situations that arise throughout the program. For this purpose, the professional will be assisted by an innovative interactive video system created by renowned and experienced experts.

You will explore the physical and technical principles of Ultrasound, including the interaction of ultrasound waves with biological tissues.

With TECH's disruptive Relearning system, you will reduce long study hours and memorization, allowing for a more efficient and natural learning experience.



02

Why Study at TECH?

TECH is the world's largest online university. With an impressive catalog of more than 14,000 university programs, available in 11 languages, it is positioned as a leader in employability, with a 99% job placement rate. In addition, it has a huge faculty of more than 6,000 professors of the highest international prestige.



“

Study at the largest online university in the world and ensure your professional success. The future begins at TECH”

The world's best online university, according to FORBES

The prestigious Forbes magazine, specialized in business and finance, has highlighted TECH as "the best online university in the world" This is what they have recently stated in an article in their digital edition in which they echo the success story of this institution, "thanks to the academic offer it provides, the selection of its teaching staff, and an innovative learning method oriented to form the professionals of the future".

Forbes
The best online university in the world

The most complete
syllabus

The most complete syllabuses on the university scene

TECH offers the most complete syllabuses on the university scene, with programs that cover fundamental concepts and, at the same time, the main scientific advances in their specific scientific areas. In addition, these programs are continuously updated to guarantee students the academic vanguard and the most demanded professional skills and the most in-demand professional competencies. In this way, the university's qualifications provide its graduates with a significant advantage to propel their careers to success.

The best top international faculty

TECH's faculty is made up of more than 6,000 professors of the highest international prestige. Professors, researchers and top executives of multinational companies, including Isaiah Covington, performance coach of the Boston Celtics; Magda Romanska, principal investigator at Harvard MetaLAB; Ignacio Wistumba, chairman of the department of translational molecular pathology at MD Anderson Cancer Center; and D.W. Pine, creative director of TIME magazine, among others.

TOP
international faculty

The world's largest online university

TECH is the world's largest online university. We are the largest educational institution, with the best and widest digital educational catalog, one hundred percent online and covering most areas of knowledge. We offer the largest selection of our own degrees and accredited online undergraduate and postgraduate degrees. In total, more than 14,000 university programs, in ten different languages, making us the largest educational institution in the world.

World's No.1
The World's largest online university

The most effective methodology

A unique learning method

TECH is the first university to use Relearning in all its programs. This is the best online learning methodology, accredited with international teaching quality certifications, provided by prestigious educational agencies. In addition, this innovative academic model is complemented by the "Case Method", thereby configuring a unique online teaching strategy. Innovative teaching resources are also implemented, including detailed videos, infographics and interactive summaries.

The official online university of the NBA

TECH is the official online university of the NBA. Thanks to our agreement with the biggest league in basketball, we offer our students exclusive university programs, as well as a wide variety of educational resources focused on the business of the league and other areas of the sports industry. Each program is made up of a uniquely designed syllabus and features exceptional guest hosts: professionals with a distinguished sports background who will offer their expertise on the most relevant topics.

Leaders in employability

TECH has become the leading university in employability. Ninety-nine percent of its students obtain jobs in the academic field they have studied within one year of completing any of the university's programs. A similar number achieve immediate career enhancement. All this thanks to a study methodology that bases its effectiveness on the acquisition of practical skills, which are absolutely necessary for professional development.



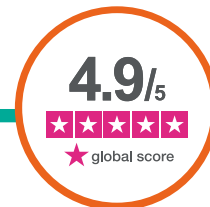
Google Premier Partner

The American technology giant has awarded TECH the Google Premier Partner badge. This award, which is only available to 3% of the world's companies, highlights the efficient, flexible and tailored experience that this university provides to students. The recognition not only accredits the maximum rigor, performance and investment in TECH's digital infrastructures, but also places this university as one of the world's leading technology companies.



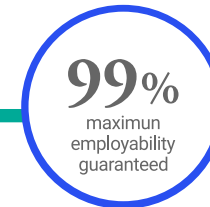
The official online university of the NBA

TECH is the official online university of the NBA. Thanks to our agreement with the biggest league in basketball, we offer our students exclusive university programs, as well as a wide variety of educational resources focused on the business of the league and other areas of the sports industry. Each program is made up of a uniquely designed syllabus and features exceptional guest hosts: professionals with a distinguished sports background who will offer their expertise on the most relevant topics.



The top-rated university by its students

Students have positioned TECH as the world's top-rated university on the main review websites, with a highest rating of 4.9 out of 5, obtained from more than 1,000 reviews. These results consolidate TECH as the benchmark university institution at an international level, reflecting the excellence and positive impact of its educational model.



Leaders in employability

TECH has become the leading university in employability. Ninety-nine percent of its students obtain jobs in the academic field they have studied within one year of completing any of the university's programs. A similar number achieve immediate career enhancement. All this thanks to a study methodology that bases its effectiveness on the acquisition of practical skills, which are absolutely necessary for professional development.

03 Syllabus

The university program will cover everything from the physical principles of ultrasound and the generation of ultrasound images to modern clinical ultrasound techniques applied to different regions of the body. Additionally, the syllabus will delve into ultrasound anatomy and exploration protocols, enabling graduates to accurately interpret common pathologies. In line with this, the teaching materials will address a variety of ultrasound-guided procedures to significantly optimize real-time diagnosis and patient monitoring.



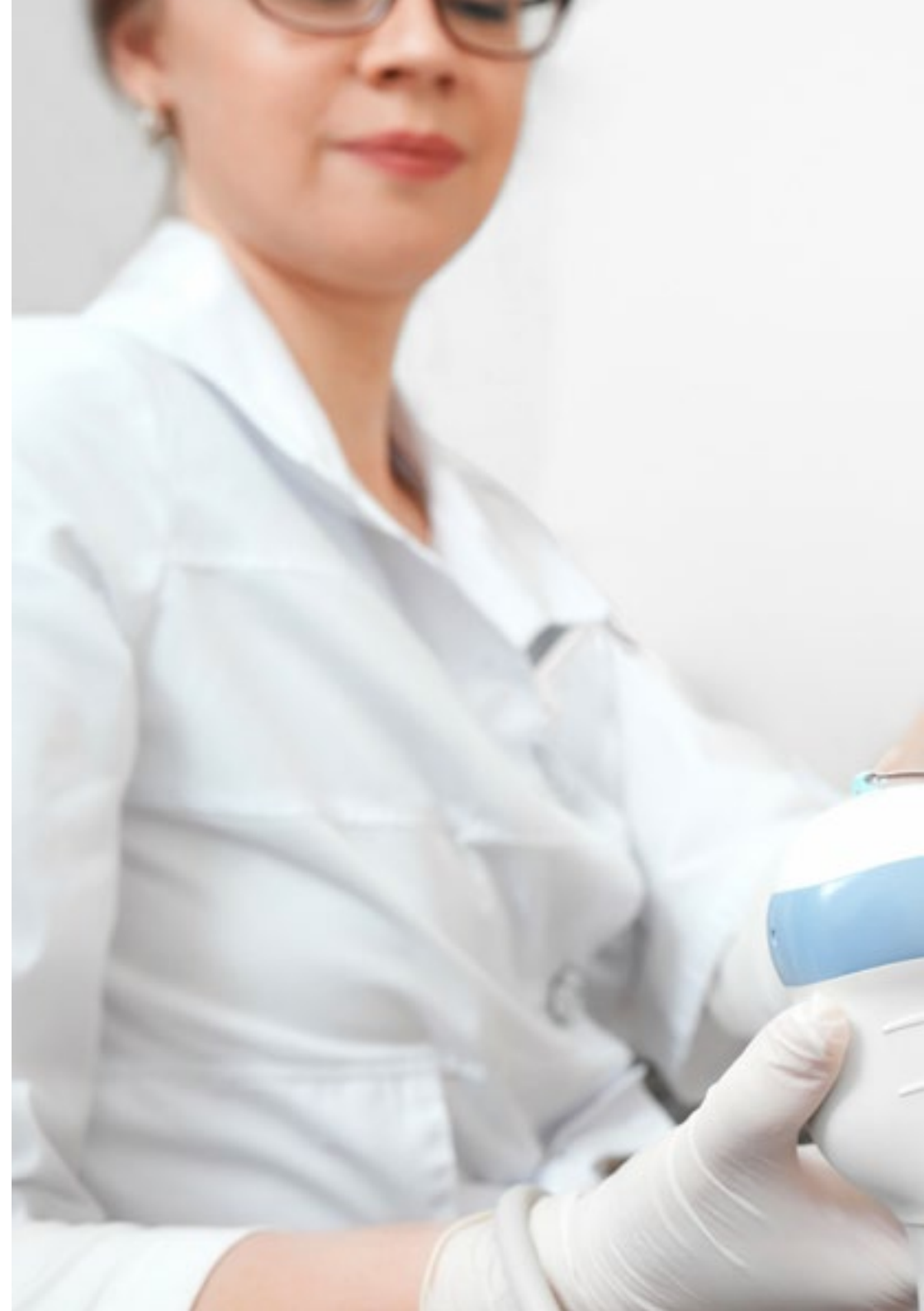


“

You will also explore the implementation of safety and quality protocols in performing ultrasound examinations”

Module 1. Ultrasound Imaging

- 1.1. Physical Principles
 - 1.1.1. Sound and Ultrasound
 - 1.1.2. The Nature of Sound
 - 1.1.3. Interaction of Sound with Matter
 - 1.1.4. The Concept of Ultrasound
 - 1.1.5. Ultrasound Safety
- 1.2. Ultrasound Sequence
 - 1.2.1. Ultrasound Emission
 - 1.2.2. Tissue Interaction
 - 1.2.3. Echo Formation
 - 1.2.4. Ultrasound Reception
 - 1.2.5. Ultrasound Image Generation
- 1.3. Ultrasound Modes
 - 1.3.1. Modes A and M
 - 1.3.2. B-Mode
 - 1.3.3. Doppler Modes (Color, Angio, and Spectral)
 - 1.3.4. Combined Modes
- 1.4. Ultrasound Scanners
 - 1.4.1. Common Components
 - 1.4.2. Classification
 - 1.4.3. Transducers
- 1.5. Ultrasound Maps and Echonavigation
 - 1.5.1. Spatial Layout
 - 1.5.2. Ultrasound Maps
 - 1.5.3. Transducer Movements
 - 1.5.4. Practical Advice
- 1.6. Trends in Ultrasound
 - 1.6.1. 3D/4D Ultrasound
 - 1.6.2. Sonoelastography
 - 1.6.3. Echopotential
 - 1.6.4. Other Modalities and Techniques





Module 2. Clinical Ultrasound of the Head and Neck

- 2.1. Anatomical Review
 - 2.1.1. Cranium and Face
 - 2.1.2. Tubular Structures
 - 2.1.3. Glandular Structures
 - 2.1.4. Vascular Structures
- 2.2. Ocular Ultrasound
 - 2.2.1. Ultrasound Anatomy of the Eye
 - 2.2.2. Ocular Ultrasound Technique
 - 2.2.3. Indications and Contraindications of Ocular Ultrasonography
 - 2.2.4. Ultrasound Report
- 2.3. Ultrasound of Salivary Glands
 - 2.3.1. Regional Sonoanatomy
 - 2.3.2. Technical Aspects
 - 2.3.3. Most Common Tumor and Non-Tumor Pathologies
- 2.4. Thyroid Ultrasound
 - 2.4.1. Ultrasound Technique
 - 2.4.2. Indications
 - 2.4.3. Normal and Pathological Thyroid
 - 2.4.4. Diffuse Goiter
- 2.5. Ultrasound Study of Lymphadenopathies
 - 2.5.1. Reactive Lymph Nodes
 - 2.5.2. Non-Specific Inflammatory Diseases
 - 2.5.3. Specific Lymphadenitis (Tuberculosis)
 - 2.5.4. Primary Lymph Node Diseases (Sarcoidosis, Hodgkin's Lymphoma, Non-Hodgkin's Lymphoma)
 - 2.5.5. Lymph Node Metastases
- 2.6. Ultrasound of the Supra-Aortic Trunks
 - 2.6.1. Sonoanatomy
 - 2.6.2. Exploration Protocol
 - 2.6.3. Extracranial Carotid Pathology
 - 2.6.4. Vertebral Pathology and Subclavian Steal Syndrome

Module 3. Musculoskeletal Clinical Ultrasound

- 3.1. Anatomical Review
 - 3.1.1. Anatomy of the Shoulder
 - 3.1.2. Anatomy of the Elbow
 - 3.1.3. Anatomy of the Wrist and Hand
 - 3.1.4. Anatomy of the Hip and Thigh
 - 3.1.5. Anatomy of the Knee
 - 3.1.6. Anatomy of the Ankle, Foot, and Leg
- 3.2. Technical Requirements
 - 3.2.1. Introduction
 - 3.2.2. Musculoskeletal Ultrasound Equipment
 - 3.2.3. Ultrasound Imaging Methods
 - 3.2.4. Validation, Reliability, and Standardization
 - 3.2.5. Ultrasound-Guided Procedures
- 3.3. Examination Technique
 - 3.3.1. Basic Concepts in Ultrasound
 - 3.3.2. Rules for Correct Examination
 - 3.3.3. Examination Technique in Ultrasound Study of the Shoulder
 - 3.3.4. Ultrasound Examination Technique of the Elbow
 - 3.3.5. Ultrasound Examination Technique of the Wrist and Hand
 - 3.3.6. Ultrasound Examination Technique of the Hip
 - 3.3.7. Ultrasound Examination Technique of the Thigh
 - 3.3.8. Ultrasound Examination Technique of the Knee
 - 3.3.9. Ultrasound Examination Technique of the Leg and Ankle
- 3.4. Sonoanatomy of the Musculoskeletal System: I. Upper Limbs
 - 3.4.1. Introduction
 - 3.4.2. Shoulder Ultrasound Anatomy
 - 3.4.3. Elbow Ultrasound Anatomy
 - 3.4.4. Wrist and Hand Ultrasound Anatomy



- 3.5. Sonoanatomy of the Musculoskeletal System: II. Lower Limbs
 - 3.5.1. Introduction
 - 3.5.2. Hip Ultrasound Anatomy
 - 3.5.3. Thigh Ultrasound Anatomy
 - 3.5.4. Knee Ultrasound Anatomy
 - 3.5.5. Leg and Ankle
 - 3.5.6. Ultrasound Anatomy
- 3.6. Ultrasound in the Most Common Acute Musculoskeletal Injuries
 - 3.6.1. Introduction
 - 3.6.2. Muscle Injuries
 - 3.6.3. Tendon Injuries
 - 3.6.4. Ligament Injuries
 - 3.6.5. Subcutaneous Tissue Injuries
 - 3.6.6. Bone and Joint Injuries
 - 3.6.7. Peripheral Nerve Injuries

“

The specialized readings will allow you to further expand the rigorous academic content provided in this program”

04

Teaching Objectives

This Postgraduate Diploma in Head, Neck, and Locomotor System Ultrasound will equip nurses with advanced skills in the management and application of ultrasound techniques. Graduates will be able to obtain high-quality images, interpret ultrasound findings, and perform precise examinations of anatomical structures. Additionally, they will acquire competencies to support clinical diagnosis, guide interventional procedures, and improve comprehensive patient care. As a result, professionals will strengthen their role within multidisciplinary teams, optimizing healthcare outcomes.



“

You will be highly prepared to autonomously perform ultrasound studies in various clinical settings”



General Objectives

- ♦ Acquire the necessary knowledge in the use of ultrasound for managing common situations in your clinical practice
- ♦ Apply the skills gained to perform the duties of a specialist in Ultrasound
- ♦ Utilize the latest clinical advancements in daily nursing practice
- ♦ Understand the indications and limitations of Clinical Ultrasound and its application in the most common clinical situations

“

Integrate ultrasound findings into treatment planning to provide highly personalized care to patients”





Specific Objectives

Module 1. Ultrasound Imaging

- ◆ Optimize ultrasound imaging through in-depth knowledge of the physical principles of ultrasound, controls, and the operation of ultrasound machines
- ◆ Master basic and advanced ultrasound procedures, both diagnostic and therapeutic
- ◆ Practice all ultrasound modes in the safest way for the patient
- ◆ Predict the results of invasive diagnostic procedures non-invasively by using ultrasound, with the possibility of replacing them

Module 2. Clinical Ultrasound of the Head and Neck

- ◆ Investigate the correct processes for performing ultrasound on the upper part of the patient's body
- ◆ Understand the primary reasons and diseases that require brain ultrasound
- ◆ Manage the correct postures to properly carry out ultrasound
- ◆ Identify and recognize the possible results of the ultrasound sample

Module 3. Clinical Musculoskeletal Ultrasound

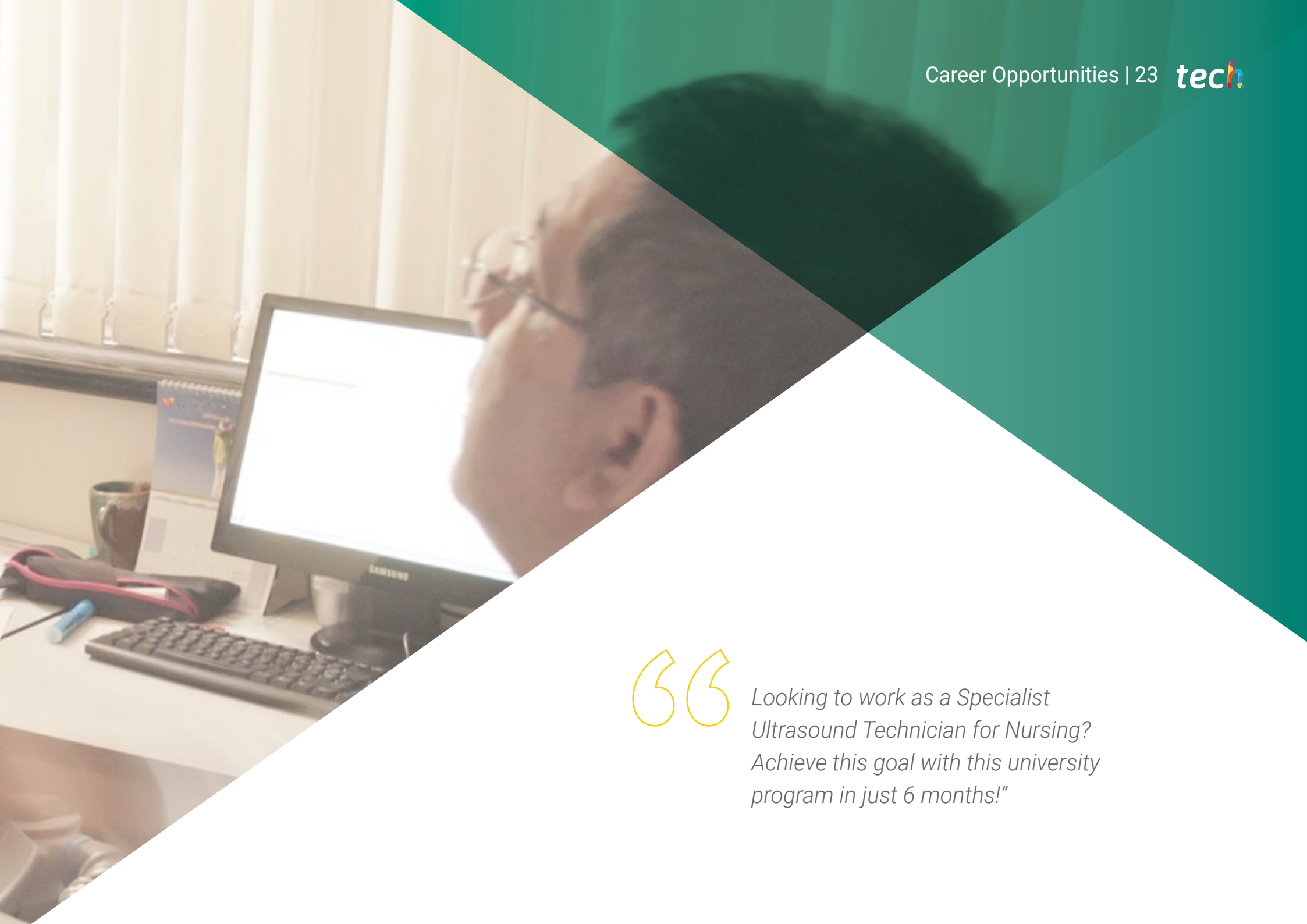
- ◆ Recognize and identify the muscles and bones in the human body
- ◆ Perform ultrasound procedures to diagnose trauma, fracture or swelling in patients
- ◆ Identify the main problems and diseases that affect muscles and generate hypertrophy
- ◆ Conduct pre-surgical ultrasound exams for fractures and lacerations requiring implants or screw placement

05

Career Opportunities

This program from TECH offers an unprecedented opportunity for nursing professionals seeking to perfect their skills in the use of clinical ultrasound. With specialized training in the anatomical structures of the Head, Neck, and Locomotor System, graduates will master high-precision diagnostic tools. As a result, these experts will improve their clinical practice and significantly expand their professional development opportunities in demanding healthcare environments.





“

*Looking to work as a Specialist
Ultrasound Technician for Nursing?
Achieve this goal with this university
program in just 6 months!”*

Graduate Profile

Graduates of this Postgraduate Diploma will be highly trained professionals capable of performing ultrasound examinations in the Head, Neck, and Locomotor System regions, integrating this tool into their clinical practice with precision and safety. At the same time, they will be prepared to interpret high-resolution images, collaborate in diagnostic processes, and assist in ultrasound-guided procedures. Moreover, they will possess the technical and clinical competencies to work autonomously or within multidisciplinary teams, enhancing their professional profile in demanding and specialized healthcare settings.

Graduates will lead initiatives to incorporate clinical ultrasound into nursing services, focusing on improving early diagnosis and patient-centered care.

- ♦ **Technological Integration in Nursing Practice:** Ability to incorporate clinical ultrasound as a diagnostic support tool and monitoring in nursing care, improving the precision and effectiveness of patient care
- ♦ **Critical Thinking and Decision Making:** Skill to analyze ultrasound images, interpret findings, and collaborate in evidence-based clinical decision-making, promoting safe and effective care
- ♦ **Ethical Responsibility and Patient Safety:** Commitment to ethical principles, confidentiality, and safety in conducting ultrasound studies, ensuring dignified and respectful treatment of patients.
- ♦ **Interdisciplinary Teamwork:** Ability to collaborate with professionals from various medical fields, contributing actively to integrated care through the shared use of diagnostic tools such as ultrasound.





After completing this university program, you will be able to apply your knowledge and skills in the following positions:

- 1. Clinical Ultrasound Unit Manager:** Responsible for organizing, supervising, and optimizing ultrasound services in healthcare centers, ensuring operational efficiency and proper management of human and technical resources.
- 2. Consultant for Ultrasound Implementation in Primary Care:** A specialized advisor in integrating ultrasound services into community health centers, providing guidance on equipment, staff training, and nursing protocols.
- 3. Specialist Ultrasound Technician for Nursing:** Responsible for performing and providing preliminary interpretations of ultrasound studies in the Head, Neck, and Locomotor System, assisting physicians in diagnoses and guiding interventional procedures.
- 4. Consultant in Clinical Ultrasound Protocols for Nursing:** A specialist in designing, updating, and validating clinical guidelines for the use of ultrasound in nursing practice, ensuring proper implementation across different levels of care.



You will guide healthcare institutions in selecting the appropriate ultrasound equipment based on their clinical needs, technical criteria, and cost-effectiveness”

06

Study Methodology

TECH is the world's first university to combine the **case study** methodology with **Relearning**, a 100% online learning system based on guided repetition.

This disruptive pedagogical strategy has been conceived to offer professionals the opportunity to update their knowledge and develop their skills in an intensive and rigorous way. A learning model that places students at the center of the educational process giving them the leading role, adapting to their needs and leaving aside more conventional methodologies.



“

TECH will prepare you to face new challenges in uncertain environments and achieve success in your career”

The student: the priority of all TECH programs

In TECH's study methodology, the student is the main protagonist.

The teaching tools of each program have been selected taking into account the demands of time, availability and academic rigor that, today, not only students demand but also the most competitive positions in the market.

With TECH's asynchronous educational model, it is students who choose the time they dedicate to study, how they decide to establish their routines, and all this from the comfort of the electronic device of their choice. The student will not have to participate in live classes, which in many cases they will not be able to attend. The learning activities will be done when it is convenient for them. They can always decide when and from where they want to study.

“

*At TECH you will NOT have live classes
(which you might not be able to attend)”*



The most comprehensive study plans at the international level

TECH is distinguished by offering the most complete academic itineraries on the university scene. This comprehensiveness is achieved through the creation of syllabi that not only cover the essential knowledge, but also the most recent innovations in each area.

By being constantly up to date, these programs allow students to keep up with market changes and acquire the skills most valued by employers. In this way, those who complete their studies at TECH receive a comprehensive education that provides them with a notable competitive advantage to further their careers.

And what's more, they will be able to do so from any device, pc, tablet or smartphone.

“

TECH's model is asynchronous, so it allows you to study with your pc, tablet or your smartphone wherever you want, whenever you want and for as long as you want”

Case Studies and Case Method

The case method has been the learning system most used by the world's best business schools. Developed in 1912 so that law students would not only learn the law based on theoretical content, its function was also to present them with real complex situations. In this way, they could make informed decisions and value judgments about how to resolve them. In 1924, Harvard adopted it as a standard teaching method.

With this teaching model, it is students themselves who build their professional competence through strategies such as Learning by Doing or Design Thinking, used by other renowned institutions such as Yale or Stanford.

This action-oriented method will be applied throughout the entire academic itinerary that the student undertakes with TECH. Students will be confronted with multiple real-life situations and will have to integrate knowledge, research, discuss and defend their ideas and decisions. All this with the premise of answering the question of how they would act when facing specific events of complexity in their daily work.



Relearning Methodology

At TECH, case studies are enhanced with the best 100% online teaching method: Relearning.

This method breaks with traditional teaching techniques to put the student at the center of the equation, providing the best content in different formats. In this way, it manages to review and reiterate the key concepts of each subject and learn to apply them in a real context.

In the same line, and according to multiple scientific researches, reiteration is the best way to learn. For this reason, TECH offers between 8 and 16 repetitions of each key concept within the same lesson, presented in a different way, with the objective of ensuring that the knowledge is completely consolidated during the study process.

Relearning will allow you to learn with less effort and better performance, involving you more in your specialization, developing a critical mindset, defending arguments, and contrasting opinions: a direct equation to success.



A 100% online Virtual Campus with the best teaching resources

In order to apply its methodology effectively, TECH focuses on providing graduates with teaching materials in different formats: texts, interactive videos, illustrations and knowledge maps, among others. All of them are designed by qualified teachers who focus their work on combining real cases with the resolution of complex situations through simulation, the study of contexts applied to each professional career and learning based on repetition, through audios, presentations, animations, images, etc.

The latest scientific evidence in the field of Neuroscience points to the importance of taking into account the place and context where the content is accessed before starting a new learning process. Being able to adjust these variables in a personalized way helps people to remember and store knowledge in the hippocampus to retain it in the long term. This is a model called Neurocognitive context-dependent e-learning that is consciously applied in this university qualification.

In order to facilitate tutor-student contact as much as possible, you will have a wide range of communication possibilities, both in real time and delayed (internal messaging, telephone answering service, email contact with the technical secretary, chat and videoconferences).

Likewise, this very complete Virtual Campus will allow TECH students to organize their study schedules according to their personal availability or work obligations. In this way, they will have global control of the academic content and teaching tools, based on their fast-paced professional update.



The online study mode of this program will allow you to organize your time and learning pace, adapting it to your schedule”

The effectiveness of the method is justified by four fundamental achievements:

1. Students who follow this method not only achieve the assimilation of concepts, but also a development of their mental capacity, through exercises that assess real situations and the application of knowledge.
2. Learning is solidly translated into practical skills that allow the student to better integrate into the real world.
3. Ideas and concepts are understood more efficiently, given that the example situations are based on real-life.
4. Students like to feel that the effort they put into their studies is worthwhile. This then translates into a greater interest in learning and more time dedicated to working on the course.

The university methodology top-rated by its students

The results of this innovative teaching model can be seen in the overall satisfaction levels of TECH graduates.

The students' assessment of the teaching quality, the quality of the materials, the structure of the program and its objectives is excellent. Not surprisingly, the institution became the top-rated university by its students according to the global score index, obtaining a 4.9 out of 5.

Access the study contents from any device with an Internet connection (computer, tablet, smartphone) thanks to the fact that TECH is at the forefront of technology and teaching.

You will be able to learn with the advantages that come with having access to simulated learning environments and the learning by observation approach, that is, Learning from an expert.



As such, the best educational materials, thoroughly prepared, will be available in this program:



Study Material

All teaching material is produced by the specialists who teach the course, specifically for the course, so that the teaching content is highly specific and precise.

This content is then adapted in an audiovisual format that will create our way of working online, with the latest techniques that allow us to offer you high quality in all of the material that we provide you with.



Practicing Skills and Abilities

You will carry out activities to develop specific competencies and skills in each thematic field. Exercises and activities to acquire and develop the skills and abilities that a specialist needs to develop within the framework of the globalization we live in.



Interactive Summaries

We present the contents attractively and dynamically in multimedia lessons that include audio, videos, images, diagrams, and concept maps in order to reinforce knowledge.

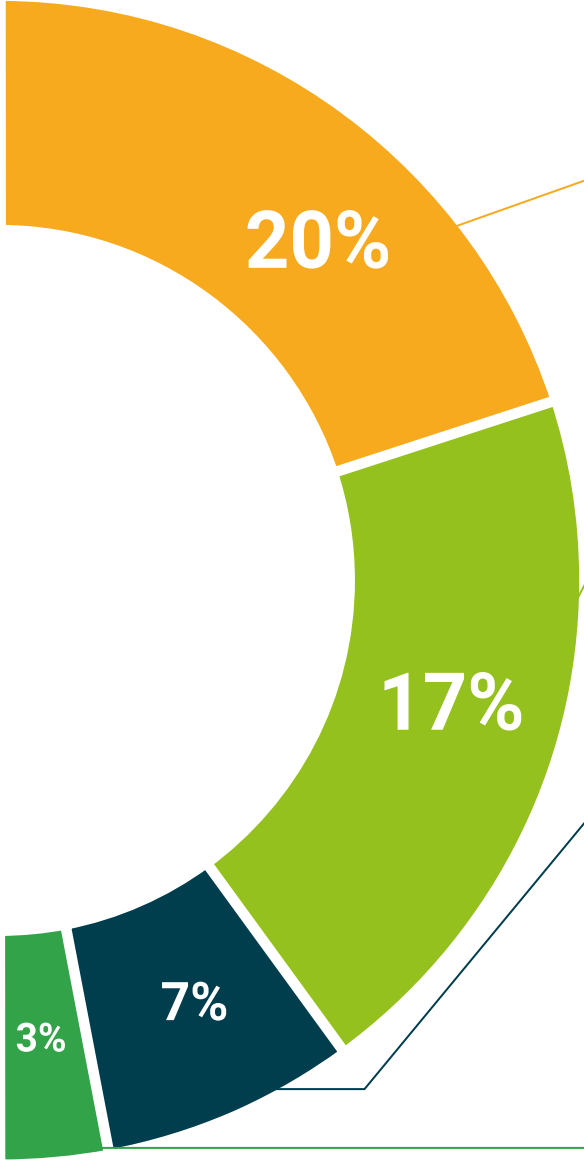
This exclusive educational system for presenting multimedia content was awarded by Microsoft as a "European Success Story".



Additional Reading

Recent articles, consensus documents, international guides... In our virtual library you will have access to everything you need to complete your education.





Case Studies

Students will complete a selection of the best case studies in the field. Cases that are presented, analyzed, and supervised by the best specialists in the world.



Testing & Retesting

We periodically assess and re-assess your knowledge throughout the program. We do this on 3 of the 4 levels of Miller's Pyramid.



Classes

There is scientific evidence suggesting that observing third-party experts can be useful.
Learning from an expert strengthens knowledge and memory, and generates confidence for future difficult decisions.



Quick Action Guides

TECH offers the most relevant contents of the course in the form of worksheets or quick action guides. A synthetic, practical and effective way to help students progress in their learning.



07

Teaching Staff

TECH's core principle is to provide the most comprehensive and up-to-date university qualifications in the academic landscape. To achieve this, it carries out a meticulous process to form its teaching staff. As a result, this Postgraduate Diploma brings together the best experts in the field of Head, Neck, and Locomotor System Ultrasound for Nursing. They have created a vast array of high-quality educational content that stands out for its excellence and its alignment with the sector's demands. Thereby, graduates will experience an immersive journey that will enhance their daily clinical practice.





“

You will benefit from personalized guidance from a teaching team composed of true leaders in the use of Head, Neck, and Locomotor System Ultrasound”

International Guest Director

Dr. Lauren Ann J. Selame is a recognized professional in the field of **Medicine**, specializing in **Clinical Ultrasound**. Her expertise focuses on the application of **ultrasound** in **emergency medical, diagnostic imaging, simulation** and **public health**. With a deep interest in **procedural competence** and in the development of **advanced techniques** to detect various disorders, she has contributed significantly to the use of **Anatomical Ultrasound** to improve response times and accuracy in emergency treatments.

Throughout his career, he has played key roles in prestigious institutions. At **Brigham Women's Hospital**, recognized among the best hospitals in the world by Newsweek magazine, she has been **Director of Ultrasound Education in Emergency Medicine**, in addition to serving as an emergency physician. Her experience also includes her time at **Massachusetts General Hospital** as an Emergency Ultrasound Assistant, and at **Thomas Jefferson Hospital**, where she was a **resident in Emergency Medicine**, after training at the Sidney Kimmel School of Medicine of Thomas Jefferson University.

At the international level, she is noted for her contributions, especially in **Emergency Medicine**. She has worked in some of the most prestigious healthcare centers in the United States, which has allowed her to hone her skills and bring significant advances to the medical community. Her work has earned her a reputation for her expertise in **diagnostic ultrasound**, and she is a reference in the use of this **technology in emergencies**.

As a researcher associated with university institutions, she has written **numerous scientific articles** on its emphasis, addressing both its application in critical situations and its advances in medical diagnosis. Her publications are consulted by professionals worldwide, consolidating her role as one of the most influential voices in the field of **clinical ultrasound**.



Dr. Selame, Lauren Ann J.

- Director of Ultrasound in Emergency Medicine at Brigham Women's Hospital, Boston, United States
- Emergency Medicine Physician Specialist at Brigham Women's Hospital
- Emergency Ultrasound Physician Specialist at Massachusetts General Hospital, Massachusetts
- Resident Physician in Emergency Medicine at Thomas Jefferson University Hospital
- Research Assistant at the Perelman School of Medicine, University of Pennsylvania
- M.D., Thomas Jefferson University
- Medical Degree, Sidney Kimmel School of Medicine at the Thomas Jefferson University

“

Thanks to TECH, you will be able to learn with the best professionals in the world"

Management



Dr. Fumadó Queral, Josep

- Family Physician at the Primary Care Center of Els Muntells.
- Head of the Emergency Ultrasound Group of the Spanish Society of General and Family Physicians (SEMG).
- Graduate in Clinical Ultrasound and Training of Trainers from the University of Montpellier
- Lecturer at the Associació Mediterrània of General Medicine
- Teacher at the Spanish School of Ultrasound of the Spanish Society of General and Family Physicians (SEMG).
- Honorary Member of the Canary Society of Ultrasound (SOCANECO) and Professor of its Annual Symposium.
- Professor on the Master's Degree in Clinical Ultrasound for Emergencies and Critical Care at the CEU Cardenal Herrera University.



Dr. Pérez Morales, Luis Miguel

- Primary Care Physician in the Canarian Health Service
- Family physician at the Primary Care Center of Arucas (Gran Canaria, Canary Islands).
- President and Professor of the Canary Society of Ultrasound (SOCANECO) and Director of its Annual Symposium
- Professor on the Master's Degree in Clinical Ultrasound for Emergency and Critical Care at the CEU Cardenal Herrera University
- Expert in Thoracic Ultrasound by the University of Barcelona
- Expert in Clinical Abdominal and Musculoskeletal Ultrasound for Emergencies and Critical Care by the University CEU Cardenal Herrera
- Diploma of the Curs d'Ecografia en Atenció Primària by the University Rovira i Virgili from the Institut Català de la Salut

Teachers

Dr. Jiménez Díaz, Fernando

- ◆ Expert in Sport Medicine and University Professor
- ◆ Founder and Director of Sportoledo
- ◆ Researcher at the Laboratory of Sports Performance and Injury Rehabilitation of the University of Castilla La Mancha
- ◆ Member of the Medical Service at Club Baloncesto Fuenlabrada.
- ◆ PhD in Medicine and Surgery by University of Cordoba
- ◆ President of the Spanish Society of Ultrasound.
- ◆ Member of: Spanish Society of Sports Medicine, European Federation of Societies for Ultrasound in Medicine and Biology

Dr. Álvarez Fernández, Jesús Andrés

- ◆ Head Physician at the Juaneda Miramar Hospital
- ◆ Specialist in Intensive Care Medicine and Burn Patient Management at the University Hospital of Getafe
- ◆ Associate Researcher in the area of Neurochemistry and Neuroimaging at the University of La Laguna

Dr. Herrera Carcedo, Carmelo

- ◆ Head of the Ultrasound Unit at the Briviesca Health Center
- ◆ Physician at San Juan de Dios Hospital
- ◆ Family Physician of the Ultrasound Unit at the Briviesca Health Center
- ◆ Tutor at the Family and Community Medicine Teaching Unit in Burgos
- ◆ Teacher at the Spanish School of Ultrasound of the Spanish Society of General and Family Physicians (SEMG).
- ◆ Member of the Spanish Society of Ultrasound (SEECO) and the Spanish Association of Prenatal Diagnosis (AEDP)

Dr. Sánchez Sánchez, José Carlos

- ◆ Director of the Ultrasound Tasks Group of the Spanish Society of General and Family Physicians
- ◆ Specialist in Radiodiagnosis at the Poniente Hospital, El Ejido
- ◆ Master's Degree in Updates on Diagnostic and Therapeutic Techniques in Radiology by Cardenal Herrera University
- ◆ University Expert in Technique and instrumentation, radiology emergencies and Interventional neuro radiology by Francisco de Vitoria University.
- ◆ University Expert in Cardiothoracic Radiology and Vascular and Interventional Radiology by the Francisco de Vitoria University
- ◆ Expert in Imaging Techniques in Breast Pathology and Breast Radiology by the University of Barcelona.

Dr. Cabrera González, Antonio José

- ◆ General Practitioner at the Arucas Medical Center
- ◆ General Practitioner at the Arucas Medical Center in Las Palmas de Gran Canaria
- ◆ General Practitioner at the Tamaraceite Health Center in Las Palmas de Gran Canaria
- ◆ Expert in Medical Services of Recognition in Consultation and Radiodiagnosics

Dr. De Varona Frolov, Serguei

- ◆ Medical Specialist in Angiology and Vascular Surgery of the Canary Islands Institute of Advanced Medicine
- ◆ Angiologist at Dr. Negrin University Hospital of Gran Canaria
- ◆ Master's Degree in Endovascular Techniques by Boston Scientific P.L.

Dr. Argüeso García, Mónica

- ◆ Attending physician of the Intensive Care Medicine Service at the Gran Canaria Island Maternity Hospital
- ◆ Doctor of Medicine
- ◆ Instructor in Advanced Life Support of the SEMICYUC national CPR plan
- ◆ Clinical Simulation Instructor
- ◆ Bachelor's Degree in Medicine and Surgery

Dr. Fabián Feroso, Antonio

- ◆ Software Engineer at GE Healthcare
- ◆ Product Specialist of the Operating Room Unit for Prim S.A.
- ◆ Engineer at the Business Unit of Medicine, Endoscopy, and Traumatology at Skyter
- ◆ Master's Degree in Business Administration by ThePower Business School

Mr. Gálvez Gómez, Francisco Javier

- ◆ Head of Marketing of the Ultrasound Division of SIEMENS Healthcare for Spain and Southern Europe
- ◆ General Ultrasound Imaging Application Specialist for SIEMENS Healthcare in Madrid.
- ◆ Ultrasound GI modality and point-of-care leader at GE Healthcare Spain
- ◆ Imaging Department Manager for Disssa- BK Distributor
- ◆ Researcher for Naturin Analytical Laboratory GmbH





Mr. Moreno Valdés, Javier

- ◆ Business Manager of the Ultrasound Division at Canon Medical Systems for Spain
- ◆ Advisor to the Working Group of Residents of the Spanish Society of Medical Radiology
- ◆ Master's Degree in Business Administration from EAE Business School

Dr. López Cuenca, Sonia

- ◆ Specialist in Family Medicine and Intensive Care at the Rey Juan Carlos University Hospital
- ◆ Intensivist at the University Hospital of Getafe
- ◆ Researcher of the Madrid Health Service
- ◆ Intensivist at the Hospital Los Madroños
- ◆ Out-of-hospital emergency physician in SUMMA

Dr. Herrero Hernández, Raquel

- ◆ Specialist in Intensive Care Medicine
- ◆ Attending Physician in the Intensive Care Unit at the Getafe University Hospital
- ◆ Author of numerous scientific publications
- ◆ PhD in Medicine from the Autonomous University of Madrid

08

Certificate

The Postgraduate Diploma in Head, Neck and Locomotor System Ultrasound for Nursing guarantees students, in addition to the most rigorous and up-to-date education, access to a diploma for the Postgraduate Diploma issued by TECH Global University.





“

Successfully complete this program and receive your university qualification without having to travel or fill out laborious paperwork”

This private qualification will allow you to obtain a **Postgraduate Diploma in Head, Neck and Locomotor System Ultrasound for Nursing** endorsed by **TECH Global University**, the world's largest online university.

TECH Global University is an official European University publicly recognized by the Government of Andorra ([official bulletin](#)). Andorra is part of the European Higher Education Area (EHEA) since 2003. The EHEA is an initiative promoted by the European Union that aims to organize the international training framework and harmonize the higher education systems of the member countries of this space. The project promotes common values, the implementation of collaborative tools and strengthening its quality assurance mechanisms to enhance collaboration and mobility among students, researchers and academics.

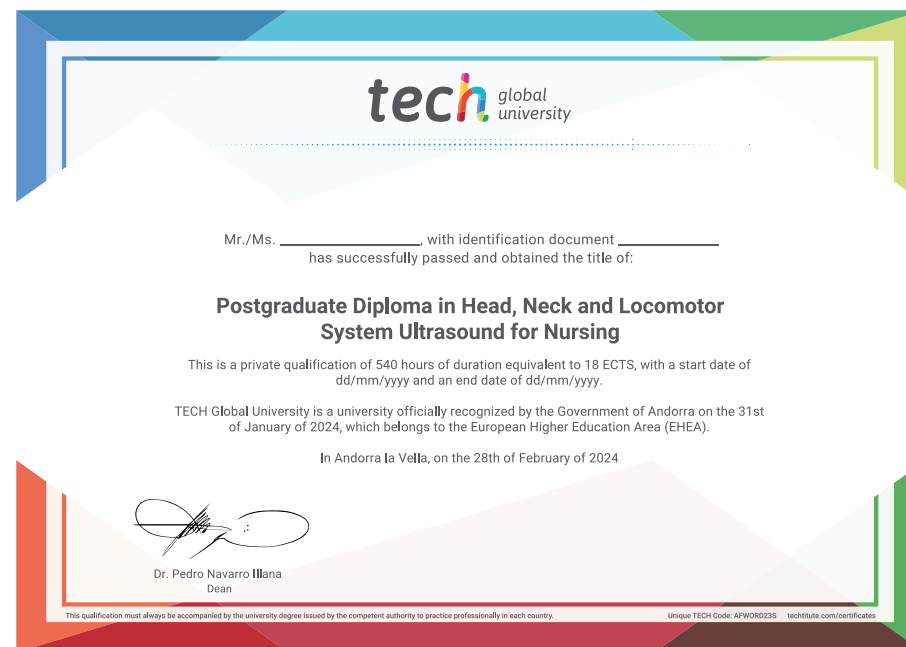
This **TECH Global University** private qualification is a European program of continuing education and professional updating that guarantees the acquisition of competencies in its area of knowledge, providing a high curricular value to the student who completes the program.

Title: **Postgraduate Diploma in Head, Neck and Locomotor System Ultrasound for Nursing**

Modality: **online**

Duration: **6 months.**

Accreditation: **18 ECTS**



*Apostille Convention. In the event that the student wishes to have their paper diploma issued with an apostille, TECH Global University will make the necessary arrangements to obtain it, at an additional cost.



Postgraduate Diploma
Head, Neck and Locomotor
System Ultrasound for Nursing

- » Modality: Online
- » Duration: 6 months.
- » Certificate: TECH Global University
- » Accreditation: 18 ECTS
- » Schedule: at your own pace
- » Exams: online

Postgraduate Diploma

Head, Neck and Locomotor System Ultrasound for Nursing

