

# Postgraduate Certificate

Pregnant Women with Problems  
in the First Trimester: Bleeding and  
Malformations





## Postgraduate Certificate

### Pregnant Women with Problems in the First Trimester: Bleeding and Malformations

- » Modality: online
- » Duration: 6 weeks
- » Certificate: TECH Technological University
- » Dedication: 16h/week
- » Schedule: at your own pace
- » Exams: online

Website: [www.techtute.com/us/nursing/postgraduate-certificate/pregnant-women-problems-first-trimester-bleeding-malformations](http://www.techtute.com/us/nursing/postgraduate-certificate/pregnant-women-problems-first-trimester-bleeding-malformations)

# Index

01

Introduction

---

*p. 4*

02

Objectives

---

*p. 8*

03

Course Management

---

*p. 12*

04

Structure and Content

---

*p. 16*

05

Methodology

---

*p. 20*

06

Certificate


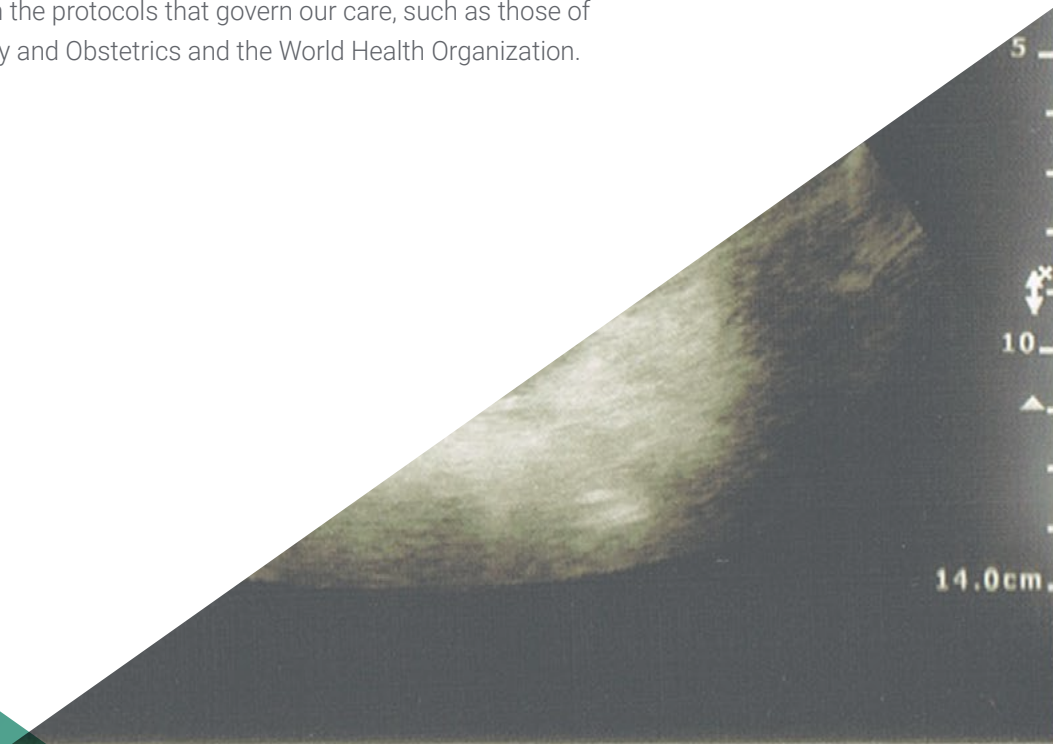
---

*p. 28*

# 01

# Introduction

This Postgraduate Certificate incorporates absolutely everything related to obstetric pathology, always using the most updated guidelines that have been published, as well as all the information contained in the protocols that govern our care, such as those of the Spanish Society of Gynecology and Obstetrics and the World Health Organization.







“

*The most comprehensive specialization in Pregnant Women with Problems in the First Trimester: Bleeding and Malformations, from the entire teaching market: a broad and complete Postgraduate Certificate, unique in its specialty"*

Room 2

In this complete Postgraduate Certificate the student will integrate knowledge of the pathology related to the first trimester of pregnancy.

It will deal with such important and complex issues as fetal malformations, focusing on their causes and especially on their clinical management, which will provide the student with a complete education that he/she will be able to use in his/her healthcare practitioner work.

The subject of fetal malformations, and in general the problems derived from the first trimester of gestation, is something in continuous evolution in the field of medicine, since until a few years ago there was no knowledge or mechanisms to solve most of the problems.

As midwives, our knowledge of first trimester pathology is sometimes limited by the fact that most of us are dedicated to labor and delivery units, forgetting that women who come to the emergency department are susceptible to pathologies and complications at any time during pregnancy.

The first trimester is fundamental in the subsequent fetal and consequently neonatal development with which midwives will work throughout pregnancy, delivery and puerperium.

Having exhaustive knowledge in this field will provide security and scientific rigor when performing an excellent clinical practice.

This Postgraduate Certificate will integrate the most advanced knowledge of the moment, reviewing national and international literature, and of course the main societies that govern our care work and protocols.

This **Postgraduate Certificate in Pregnant Women with Problems in the First Trimester: Bleeding and Malformations** contains the most complete and up-to-date scientific program on the market. Its most notable features are:

- ♦ The latest technology in online teaching software
- ♦ A highly visual teaching system, supported by graphic and schematic contents that are easy to assimilate and understand
- ♦ Practical cases presented by practicing experts
- ♦ State-of-the-art interactive video systems
- ♦ Teaching supported by online education
- ♦ Continuous updating and recycling systems
- ♦ Autonomous learning: full compatibility with other occupations
- ♦ Practical exercises for self-assessment and learning verification
- ♦ Support groups and educational exchanges: questions to the expert, debate and knowledge forums
- ♦ Communication with the teacher and individual reflection work
- ♦ Content that is accessible from any fixed or portable device with an Internet connection
- ♦ Complementary documentation banks permanently available, even after the Postgraduate Certificate

“

*Get a complete and adequate qualification in the Postgraduate Certificate in The Pregnant Woman with Problems in the First Trimester: Bleeding and Malformations, with this highly effective educational Postgraduate Certificate and open new paths to your professional progress"*

Our teaching staff is made up of professionals from different fields related to this specialty. In this way we ensure that we deliver the educational update we are aiming for. A multidisciplinary team of professionals trained and experienced in different environments, who will develop the theoretical knowledge in an efficient way, but, above all, will put the practical knowledge derived from their own experience at the service of the Postgraduate Certificate: one of the differential qualities of this specialization.

This expertise is complemented by the effectiveness of the methodological design of this Postgraduate Certificate in the Pregnant Woman with First Trimester Problems: Bleeding and Malformations, Developed by a multidisciplinary team of e-learning Postgraduate Diploma integrates the latest advances in educational technology. This way, you will be able to study with a range of comfortable and versatile multimedia tools that will give you the operability you need in your education.

The design of this program is based on Problem-Based Learning: an approach that conceives learning as a highly practical process. To achieve this remotely, we will use telepractice learning: with the help of an innovative interactive video system, and learning from an expert, you will be able to acquire the knowledge as if you were actually dealing with the scenario you are learning about. A concept that will allow you to integrate and fix learning in a more realistic and permanent way.

*A Postgraduate Certificate that will enable you to face the most complex situations with the confidence of a high-level professional.*

*With the experience of expert professionals who will contribute their expertise in this area to the Postgraduate Certificate, making this program a unique opportunity for professional growth.*





# 02 Objectives

Our goal is to prepare highly qualified professionals for work experience. An objective that is also complemented, in a general way, with the promotion of human development that lays the foundations for a better society. This objective is achieved by helping medical professionals to reach a much higher level of expertise and control. A goal that, in just six months, you will be able to achieve with a highly intensive and precise Postgraduate Certificate.





“

*If your objective is to reorient your capacity towards new paths of success and development, this is the Postgraduate Certificate for you: a specialization that aspires to excellence"*



## General Objectives

---

- Update students' knowledge of the pathology of the first trimester of gestation
- Integrate new knowledge about fetal deformities, their causes and their resolution
- Instruct on the hemorrhagic pathology of the first trimester and its possible diagnoses



## Specific Module Objectives

---

- Know the hemorrhagic pathology of the first trimester, such as miscarriage, molas and ectopic pregnancy, as well as their main causes, diagnosis and treatment, since this type of pathology is frequently found in the work units of midwives
- Get up to date knowledge on prenatal diagnosis and the latest protocols for suspected fetal malformations
- Analyze the different infectious diseases that can cause congenital fetal defects, in order to be able to act on their prevention in daily healthcare practice
- Know how to manage pregnancies with sociodemographic risk, such as adolescent pregnancies, in order to be able to act on them with scientific rigor





“

*A way of specialization and professional growth that will also provide you with greater competitiveness in the labor market”*



03

# Course Management

For our course to be of the highest quality, we are proud to work with a teaching staff of the highest level, chosen for their proven track record. Professionals from different areas and fields of expertise that make up a complete, multidisciplinary team. A unique opportunity to learn from the best.







“

*Learn from leading practitioners, the latest advances in Pregnant Women with Problems in the First Trimester: Bleeding and Malformations”*

## Management



### Hernando Orejudo, Isabel

- ♦ Nurse from the Autonomous University of Madrid. Midwife in Hospital in San Carlos Clinical Hospital

## Professors

### De Miguel González, María José

- ♦ Midwife. Currently a midwife at Hospital San Carlos

### De la Torre Arandilla, Ana

- ♦ Midwife. Currently a midwife at the University Hospital Puerta de Hierro and Hospital la Milagrosa

### Hernández Lachehab, Sonia

- ♦ Midwife. Currently a nurse at SAR Meco

### Márquez Espinar, Gumersindo

- ♦ Midwife and podiatrist. Currently a midwife at Hospital San Carlos



“

*An impressive teaching staff, made up of practicing professionals, will be in charge of accompanying you throughout your specialization: a unique occasion not to be missed"*

# 04

# Structure and Content

The contents of this Postgraduate Certificate have been developed by the different experts on the course with a clear purpose: to ensure our students acquire each and every one of the necessary skills to become true experts in this field.

A complete and well-structured program that will take you to the highest standards of quality and success.





“

*A complete teaching program, structured in well-developed teaching units, oriented towards learning that is compatible with your personal and professional life"*

## Module 1. Concept of Gestational Risk, First Trimester Hemorrhage. Congenital Fetal Defects. Prenatal Diagnosis.

- 1.1. Addressing High-risk Pregnancies
  - 1.1.1. Socio-demographic Risk
    - 1.1.1.1. Adolescent Pregnancy. Special considerations
    - 1.1.1.2. Mother with Drug Dependency Problems
      - 1.1.1.2.1. Principles of Drug Induced Teratogenesis
      - 1.1.1.2.2. Alcohol
      - 1.1.1.2.3. Cocaine
      - 1.1.1.2.4. Heroin
      - 1.1.1.2.5. Other drugs: Marijuana, Cannabis
  - 1.1.2. Occupational Risk in Pregnancy. Ergonomics. Radiation Exposure
  - 1.1.3. Risks to Reproductive Health
  - 1.1.4. Current Gestational Risk
  - 1.1.5. Medical Risk
- 1.2. Miscarriage
  - 1.2.1. Definition and Epidemiology
  - 1.2.2. Main Causes of Miscarriage
  - 1.2.3. Clinical Forms of Abortion
    - 1.2.3.1. Threat of Abortion
    - 1.2.3.2. Abortion in Progress
    - 1.2.3.3. Complete Abortion
    - 1.2.3.4. Incomplete Abortion
    - 1.2.3.5. Deferred Abortion
    - 1.2.3.6. Repeated Abortions: Concept and Approach
  - 1.2.4. Diagnosis
    - 1.2.4.1. Medical History
    - 1.2.4.2. Physical Examination
    - 1.2.4.3. Ultrasound
    - 1.2.4.4. Determination of B-hCG
- 1.2.5. Treatment of Spontaneous Abortion
  - 1.2.5.1. Medical Treatment
  - 1.2.5.2. Surgical Management
- 1.2.6. Complications
  - 1.2.6.1. Sepsis or Septic Abortion
  - 1.2.6.2. Hemorrhage and Disseminated Intravascular Coagulation (DIC)
- 1.2.7. Post-abortion Care
- 1.3. Ectopic or Extra-uterine Pregnancy
  - 1.3.1. Definition and Risk Factors
  - 1.3.2. Clinical Symptoms
  - 1.3.3. Clinical and Ultrasound Diagnosis
  - 1.3.4. Types of Extra-uterine Gestation: Tubal, Ovarian, Abdominal, etc
  - 1.3.5. Therapeutic Management and Aftercare
- 1.4. Gestational Trophoblastic Disease
  - 1.4.1. Concept
  - 1.4.2. Clinical forms of Hydatidiform Mole
    - 1.4.2.1. Partial Mole
    - 1.4.2.2. Complete Mole
  - 1.4.3. Clinical forms of Trophoblastic Neoplasia
    - 1.4.3.1. Invasive Mole and Placental Bed Tumor
    - 1.4.3.2. Choriocarcinoma
  - 1.4.4. Clinical and Ultrasound Diagnosis
  - 1.4.5. Treatment
  - 1.4.6. Aftercare and Complications
- 1.5. Congenital fetal defects due to genetic causes
  - 1.5.1. Types of Chromosome Abnormalities
    - 1.5.1.1. Aneuploidies
    - 1.5.1.2. Structural Abnormalities.
    - 1.5.1.3. Sex-related Disorders
  - 1.5.2. Prenatal Diagnostic Techniques. Inclusion criteria
    - 1.5.2.1. Invasive Techniques
    - 1.5.2.2. Non-Invasive Techniques
  - 1.5.3. Genetic Counseling

- 1.6. Congenital Fetal Defects Secondary to Infections: TORCH
  - 1.6.1. Toxoplasma
    - 1.6.1.1. Etiologic Agent, Clinic and Epidemiology
    - 1.6.1.2. Prevention
    - 1.6.1.3. Diagnosis
    - 1.6.1.4. Treatment
    - 1.6.1.5. Congenital Toxoplasma Infection
  - 1.6.2. Rubella
    - 1.6.2.1. Etiologic Agent, Clinic and Epidemiology
    - 1.6.2.2. Prevention and Vaccination
    - 1.6.2.3. Diagnosis
    - 1.6.2.4. Treatment
    - 1.6.2.5. Congenital rubella infection
- 1.7. Congenital Fetal Defects Secondary to Infections: TORCH
  - 1.7.1. Cytomegalovirus
    - 1.7.1.1. Etiologic Agent, Clinic and Epidemiology
    - 1.7.1.2. Prevention
    - 1.7.1.3. Diagnosis
    - 1.7.1.4. Treatment
    - 1.7.1.5. Congenital Cytomegalovirus Infection
  - 1.7.2. Chickenpox
    - 1.7.2.1. Etiologic Agent, Clinic and Epidemiology
    - 1.7.2.2. Prevention and Vaccination
    - 1.7.2.3. Diagnosis
    - 1.7.2.4. Treatment
    - 1.7.2.5. Congenital Chickenpox Infection
    - 1.7.2.6. Complications due to Chickenpox in Mothers

- 1.8. Congenital Fatal Defects Secondary to Infections: TORCH (III)
  - 1.8.1. Herpes Simplex Virus
    - 1.8.1.1. Etiologic Agent, Clinic and Epidemiology
    - 1.8.1.2. Prevention
    - 1.8.1.3. Diagnosis
    - 1.8.1.4. Treatment
    - 1.8.1.5. Congenital Herpes Simplex Infection
  - 1.8.2. Syphilis
    - 1.8.2.1. Etiologic Agent, Clinic and Epidemiology
    - 1.8.2.2. Prevention
    - 1.8.2.3. Diagnosis
    - 1.8.2.4. Treatment
    - 1.8.2.5. Sifilis Congenita.
- 1.9. Other Infections that cause Fetal Problems
  - 1.9.1. Parvovirus B19
    - 1.9.1.1. Etiologic Agent, Clinic and Epidemiology
    - 1.9.1.2. Prevention
    - 1.9.1.3. Diagnosis
    - 1.9.1.4. Treatment
    - 1.9.1.5. Congenital parvovirus Infection
  - 1.9.2. Listeria.
    - 1.9.2.1. Etiologic Agent, Clinic and Epidemiology
    - 1.9.2.2. Prevention and Vaccination
    - 1.9.2.3. Diagnosis
    - 1.9.2.4. Treatment
    - 1.9.2.5. Congenital Listeria Infection
- 1.10. HIV and Gestation
  - 1.10.1. Epidemiology
  - 1.10.2. Gestational Screening and Diagnosis
  - 1.10.3. Clinical Management and Treatment
  - 1.10.4. Delivery of an HIV-positive Woman
  - 1.10.5. Neonatal Care and Vertical Infection

# 05 Methodology

This academic program offers students a different way of learning. Our methodology uses a cyclical learning approach: **Relearning**.

This teaching system is used, for example, in the most prestigious medical schools in the world, and major publications such as the **New England Journal of Medicine** have considered it to be one of the most effective.







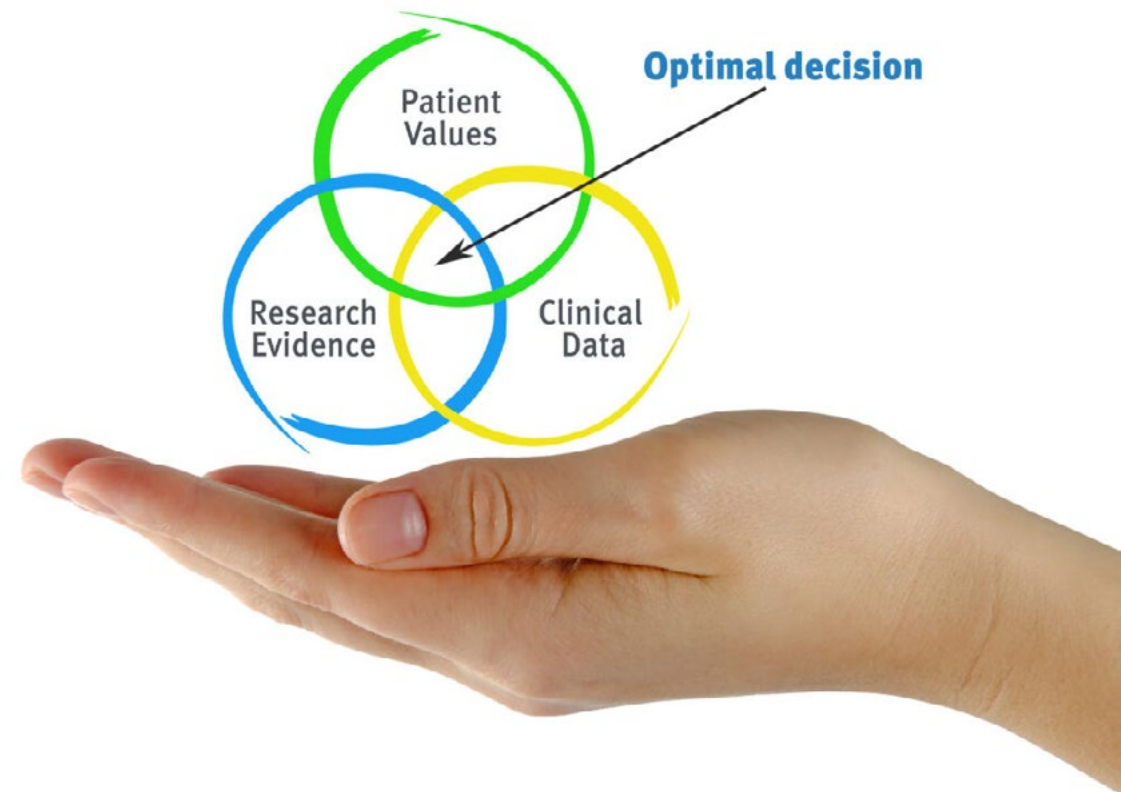
“

*Discover Relearning, a system that abandons conventional linear learning, to take you through cyclical teaching systems: a way of learning that has proven to be extremely effective, especially in subjects that require memorization"*

## At TECH Nursing School we use the Case Method

In a given situation, what should a professional do? Throughout the program, students will face multiple simulated clinical cases, based on real patients, in which they will have to do research, establish hypotheses, and ultimately resolve the situation. There is an abundance of scientific evidence on the effectiveness of the method. Nurses learn better, faster, and more sustainably over time.

*With TECH, nurses can experience a learning methodology that is shaking the foundations of traditional universities around the world.*



According to Dr. Gérvas, the clinical case is the annotated presentation of a patient, or group of patients, which becomes a "case", an example or model that illustrates some peculiar clinical component, either because of its teaching power or because of its uniqueness or rarity. It is essential that the case is based on current professional life, in an attempt to recreate the real conditions in professional nursing practice.

“

*Did you know that this method was developed in 1912, at Harvard, for law students? The case method consisted of presenting students with real-life, complex situations for them to make decisions and justify their decisions on how to solve them. In 1924, Harvard adopted it as a standard teaching method”*

The effectiveness of the method is justified by four fundamental achievements:

1. Nurses who follow this method not only grasp concepts, but also develop their mental capacity, by evaluating real situations and applying their knowledge.
2. The learning process has a clear focus on practical skills that allow the nursing professional to better integrate knowledge acquisition into the hospital setting or primary care.
3. Ideas and concepts are understood more efficiently, given that the example situations are based on real-life.
4. Students like to feel that the effort they put into their studies is worthwhile. This then translates into a greater interest in learning and more time dedicated to working on the course.



## Relearning Methodology

At TECH we enhance the case method with the best 100% online teaching methodology available: Relearning.

This university is the first in the world to combine case studies with a 100% online learning system based on repetition combining a minimum of 8 different elements in each lesson, which is a real revolution compared to the simple study and analysis of cases.



*The nurse will learn through real cases and by solving complex situations in simulated learning environments. These simulations are developed using state-of-the-art software to facilitate immersive learning.*



At the forefront of world teaching, the Relearning method has managed to improve the overall satisfaction levels of professionals who complete their studies, with respect to the quality indicators of the best online university (Columbia University).

With this methodology we have trained more than 175,000 nurses with unprecedented success in all specialities regardless of practical workload. Our pedagogical methodology is developed in a highly competitive environment, with a university student body with a strong socioeconomic profile and an average age of 43.5 years old.

*Relearning will allow you to learn with less effort and better performance, involving you more in your specialization, developing a critical mindset, defending arguments, and contrasting opinions: a direct equation to success.*

In our program, learning is not a linear process, but rather a spiral (learn, unlearn, forget, and re-learn). Therefore, we combine each of these elements concentrically.

The overall score obtained by TECH's learning system is 8.01, according to the highest international standards.



This program offers the best educational material, prepared with professionals in mind:



### Study Material

All teaching material is produced by the specialists who teach the course, specifically for the course, so that the teaching content is really specific and precise.

These contents are then applied to the audiovisual format, to create the TECH online working method. All this, with the latest techniques that offer high quality pieces in each and every one of the materials that are made available to the student.



### Nursing Techniques and Procedures on Video

We introduce you to the latest techniques, to the latest educational advances, to the forefront of current medical techniques. All of this in direct contact with students and explained in detail so as to aid their assimilation and understanding. And best of all, you can watch them as many times as you want.



### Interactive Summaries

The TECH team presents the contents attractively and dynamically in multimedia lessons that include audio, videos, images, diagrams, and concept maps in order to reinforce knowledge.

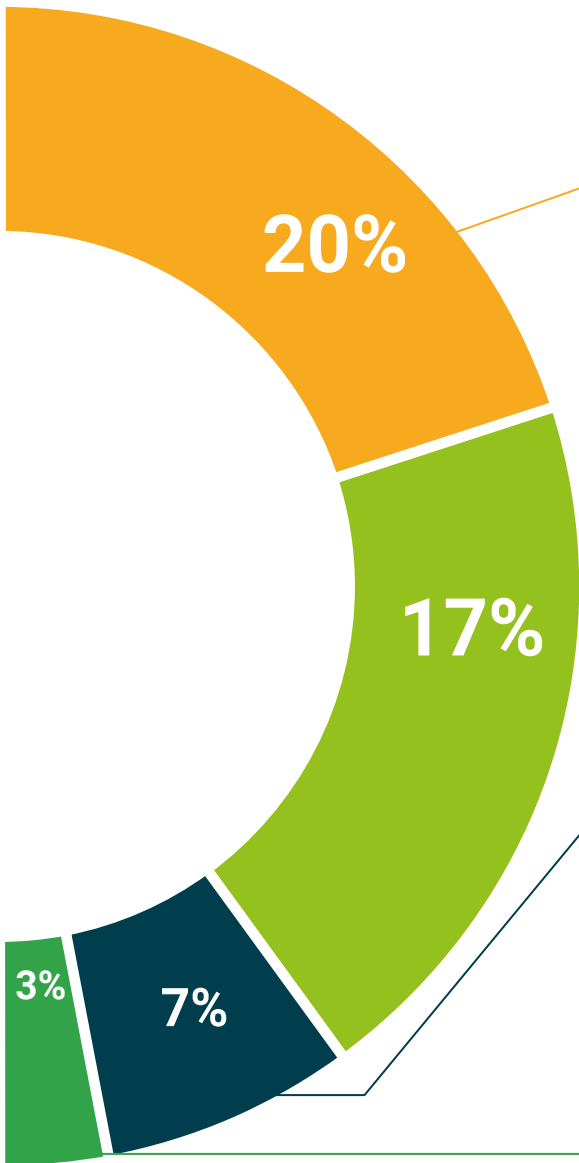
This exclusive educational system for presenting multimedia content was awarded by Microsoft as a "European Success Story".



### Additional Reading

Recent articles, consensus documents and international guidelines, among others. In TECH's virtual library, students will have access to everything they need to complete their course.





**Expert-Led Case Studies and Case Analysis**

Effective learning ought to be contextual. Therefore, TECH presents real cases in which the expert will guide students, focusing on and solving the different situations: a clear and direct way to achieve the highest degree of understanding.



**Testing & Retesting**

We periodically evaluate and re-evaluate students' knowledge throughout the program, through assessment and self-assessment activities and exercises, so that they can see how they are achieving their goals.



**Classes**

There is scientific evidence suggesting that observing third-party experts can be useful.

Learning from an Expert strengthens knowledge and memory, and generates confidence in future difficult decisions.



**Quick Action Guides**

TECH offers the most relevant contents of the course in the form of worksheets or quick action guides. A synthetic, practical, and effective way to help students progress in their learning.





# 06 Certificate

This Postgraduate Certificate in Pregnant Women with Problems in the First Trimester: Bleeding and Malformations guarantees, in addition to the most rigorous and Update training, access to a university degree issued by TECH Technological University.







“

*Successfully complete this program and receive your university qualification without having to travel or fill out laborious paperwork”*

This **Postgraduate Certificate in Pregnant Women with Problems in the First Trimester: Bleeding and Malformations** contains the most complete and up-to-date scientific on the market.

After the student has passed the assessments, they will receive their corresponding **Postgraduate Certificate** issued by **TECH Technological University** via tracked delivery\*.

The diploma issued by **TECH Technological University** will reflect the qualification obtained in the Postgraduate Certificate, and meets the requirements commonly demanded by labor exchanges, competitive examinations, and professional career evaluation committees.

Title: **Postgraduate Certificate in Pregnant Women with Problems in the First Trimester: Bleeding and Malformations**

Official N° of Hours: **150 h.**



\*Apostille Convention. In the event that the student wishes to have their paper diploma issued with an apostille, TECH EDUCATION will make the necessary arrangements to obtain it, at an additional cost.



## Postgraduate Certificate

Pregnant Women with  
Problems in the First  
Trimester: Bleeding and  
Malformations

- » Modality: online
- » Duration: 6 weeks
- » Certificate: TECH Technological University
- » Dedication: 16h/week
- » Schedule: at your pace
- » Exams: online

# Postgraduate Certificate

Pregnant Women with Problems  
in the First Trimester: Hemorrhages  
And Malformations

