

# Postgraduate Certificate

## Nursing in Advanced Life Support and Invasive Techniques in Primary Care





## Postgraduate Certificate Nursing in Advanced Life Support and Invasive Techniques in Primary Care

- » Modality: online
- » Duration: 6 weeks
- » Certificate: TECH Technological University
- » Dedication: 16h/week
- » Schedule: at your own pace
- » Exams: online

Website: [www.techtitute.com/us/nursing/postgraduate-certificate/nursing-advanced-life-support-invasive-techniques-primary-care](http://www.techtitute.com/us/nursing/postgraduate-certificate/nursing-advanced-life-support-invasive-techniques-primary-care)

# Index

01

Introduction

---

*p. 4*

02

Objectives

---

*p. 8*

03

Course Management

---

*p. 12*

04

Structure and Content

---

*p. 18*

05

Methodology

---

*p. 22*

06

Certificate

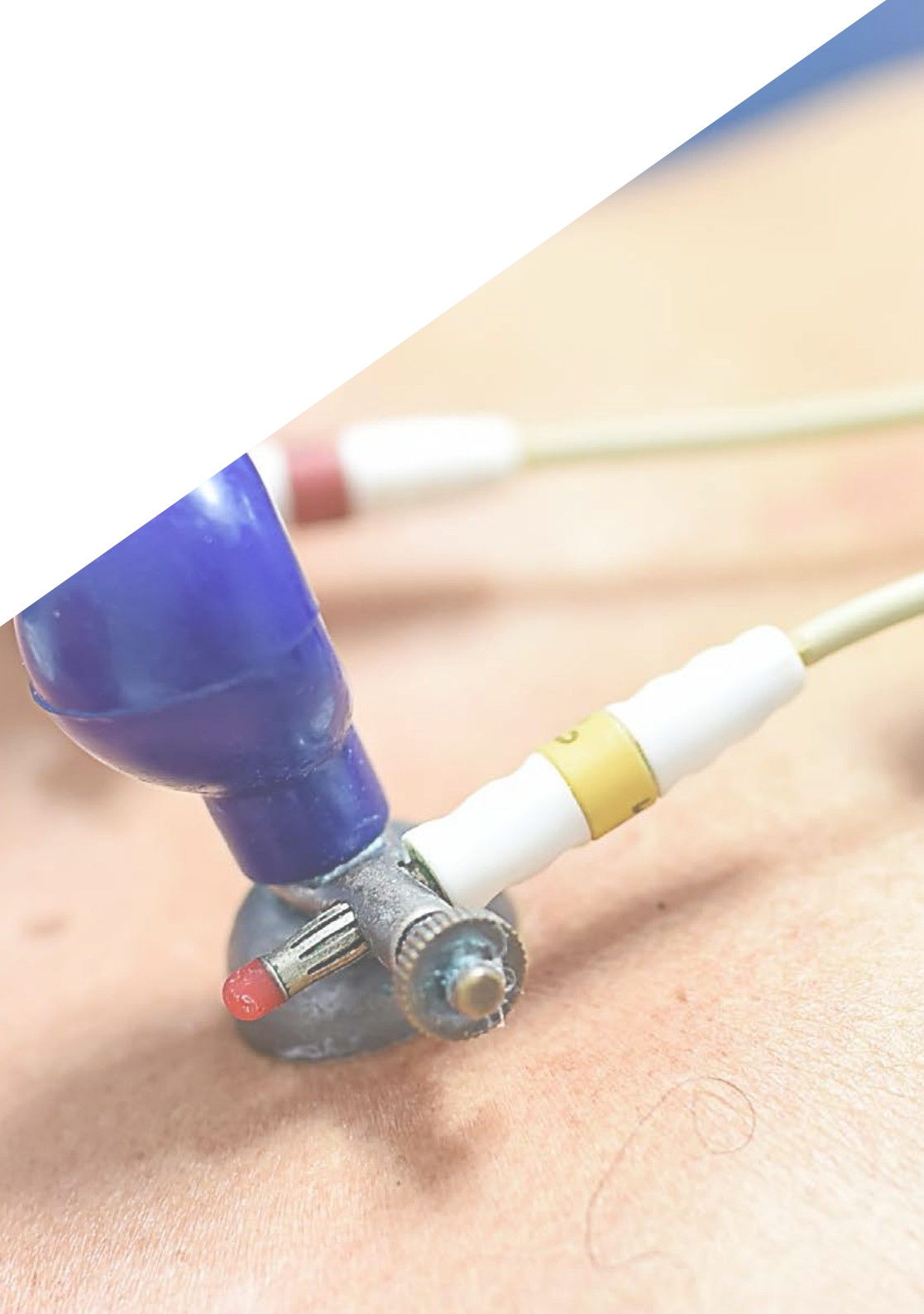
---

*p. 30*

# 01

# Introduction

This program contains the latest advances in nursing action procedures to be able to confidently face situations of cardiorespiratory arrest in adult and pediatric patients, according to the latest recommendations from the main international scientific institutions in life support. The program will also address the latest developments in techniques and procedures in urgent care and emergencies.





“

*Learn how to identify, initially care for and transfer hemodynamically unstable patients from primary care to a specialized care center”*

Primary care is the gateway to the health system, often receiving patients with potentially serious conditions that require immediate and complex treatment. Furthermore, it is usually performed with scarce resources, which makes the role played by nursing professionals who treat emergencies in primary care a crucial one.

This Postgraduate Certificate in Nursing in Advanced Life Support and Invasive Techniques in Primary Care is a complete program that describes how to approach dealing with cardiorespiratory arrest, both in adult and pediatric patients, and explains through demonstrative workshops the main nursing procedures and the main invasive techniques used in emergency departments.



*Update your knowledge with the Postgraduate Certificate in Nursing in Advanced Life Support and Invasive Techniques in Primary Care in a practical way that adapts to your needs”*

This **Postgraduate Certificate in Nursing in Advanced Life Support and Invasive Techniques in Primary Care** contains the most complete and up-to-date scientific program on the market. The most important features include:

- ◆ Clinical cases presented by experts on the matter The graphic, schematic, and practical contents with which they are created, provide scientific and practical information on the disciplines that are essential for professional practice
- ◆ Diagnostic and therapeutic innovations in treating patients with emergency pathologies of endocrinometabolic, cardiac, respiratory and infectious etiology in primary care settings
- ◆ Workshops on nursing techniques: interpreting electrocardiography or ultrasound in emergencies, mechanical ventilation, etc.
- ◆ Presentation of practical workshops on procedures diagnosis, and treatment techniques
- ◆ An algorithm-based interactive learning system for decision-making in the clinical situations presented throughout the course
- ◆ Includes theoretical lectures, questions to the expert, discussion forums on controversial issues and individual reflection papers
- ◆ Content that is accessible from any fixed or portable device with an Internet connection

“

*This Postgraduate Certificate is the best investment you can make when selecting a refresher program for two reasons: in addition to updating your knowledge of nursing in advanced life support and invasive techniques in primary care, you will obtain a qualification from TECH Technological University”*

The teaching staff includes leading nursing professionals, who contribute their work experience to this refresher program, in addition to other specialist professionals in primary healthcare.

Thanks to its multimedia content developed with the latest educational technology, they will allow the professional a situated and contextual learning, that is to say, a simulated environment that will provide immersive education programmed to learn in real situations.

The program is designed based on Problem-Based Learning, whereby students must try to solve the different professional practice situations that arise throughout the program. To that end, they will be assisted by an innovative, interactive video system created by renowned and experienced experts in primary care emergencies who have extensive teaching experience.

*This course allows education in simulated environments, which provide immersive learning programmed to prepare for real situations.*

*It includes clinical cases to bring the program's degree as close as possible to the reality of care in nursing.*



02

# Objectives

The main program objective is to develop theoretical and practical learning, so nursing professionals can rigorously master the practical approach to life support maneuvers and invasive emergency techniques in primary healthcare.





“

*This refresher program will generate a sense of security when practising nursing, which will help you grow both personally and professionally”*



## General objective

---

- ♦ Provide the necessary knowledge to perform basic and advanced life support maneuvers in adult and pediatric patients, and address invasive procedure and technique management as applied in emergency departments



*Take the step to get up to date on the latest developments in nursing in advanced life support and invasive techniques in primary care”*





## Specific objectives

---

- Interpret the main signs in order to properly analyze an electrocardiogram in urgent and emergency situations in primary care
- Use general procedures and techniques applied to critical patients in emergency situations
- Get up to date on the therapeutic model in atrial fibrillation according to the latest scientific evidence
- Apply up-to-date basic and advanced CPR techniques for all ages
- Demonstrate the correct sequence of transcutaneous pacemaker application
- Define proper use of pulse oximetry and capnography devices

03

# Course Management

The teaching staff on the program includes prestigious and recognized health professionals in treating patients under life support in primary care, who pour into this program the experience of their work. Renowned specialists, members of prestigious national and international scientific communities, are also involved in designing and preparing the program.





“

*Learn the latest advances in nursing procedures for infectious and oncological emergencies in primary healthcare from leading professionals”*

## International Guest Director

As **National Director of Clinical Innovation** at US Acute Care Solutions, Jesse M. Pines, M.D., is one of the most recognized figures in the **Emergency Medicine and Healthcare Services** field. In fact, his accomplishments include the creation and execution of the first governmental alternative payment model (ED EQUIP, in Maryland) to reduce the total cost of care. In addition, he leads the development and implementation of Telemedicine programs covering a wide variety of specialties, including the ER, Psychiatry and Intensive Care Units, among others.

His extensive experience in **medical leadership**, large database study design and Big Data research has led him to publish over 350 peer-reviewed articles and writing seven books in these areas. His work has been recognized internationally in various reputable media outlets, including TIME Magazine, the Wall Street Journal and Slate Magazine.

His more than two decades of experience have earned him several leadership positions at George Washington University. Among them, he was the **Director** of the Center for Health Innovation and Research, also leading the Research Fellowship program and the Center for Healthcare Quality.

Therefore, throughout his career, Dr. Jesse M. Pines has received multiple awards, both for the articles he has published and for his own work and contribution to the **field of Emergency Medicine**. He is also the **President of the working group on New Models of Professional Practice of the American College of Emergency Physicians (ACEP)**, holding various positions in the ACEP itself as well as in the Society for Academic Emergency Medicine and the American Academy of Emergency Medicine.



## Dr. Pines, Jesse M.

---

- National Director of Clinical Innovation at US Acute Care Solutions, United States
- Emergency Physician at Allegheny Health Network
- Professor of Emergency Medicine at The George Washington University, USA
- Professor of Emergency Medicine at Drexel University
- Director of the Medical Research Fellowship Program at The George Washington University
- Director of the George Washington University Center for Health Research and Innovation
- M.D., Georgetown University
- Master of Business Administration from Georgetown University
- Master's Degree in Clinical Epidemiology from the University of Pennsylvania



*Thanks to TECH you will be able to learn with the world's best professionals"*

## Management



### Dr. Roig D'Cunha-Kamath, Francisco Vicente

- ◆ Degree in Medicine from the University of Valencia
- ◆ Specialist via MIR in Family and Community Medicine
- ◆ Assistant Physician of the Emergency Medicine Department at the Clinical University Hospital of Valencia
- ◆ Professor of Human Anatomy at the European University of Valencia
- ◆ Physician at the Valencia Health and Community Foundation
- ◆ Doctor for the ASCIRES group

## Professors

### Ms. Forés Rivas, Ana

- ◆ Nurse in the Intensive Care Unit at Dr. Peset University Hospital, Valencia

### Dr. Brasó Aznar, José Vicente

- ◆ Hospital Emergency Physician
- ◆ Associate Professor of Emergency Medicine at the Faculty of Medicine of the University of Valencia
- ◆ Head of Department Emergency Medicine. Ribera University Hospital





04

# Structure and Content

The content has been designed and structured by a team of professionals who recognize the implications of education in daily nursing praxis in out-of-hospital emergency care, who are aware of the relevance of updated training to treat patients with emergency pathologies, and who are committed to quality teaching using new educational technologies.





“

*This Postgraduate Certificate in Nursing in Advanced Life Support and Invasive Techniques in Primary Care is the most complete and up-to-date scientific program on the market”*

## Module 1. Advanced Cardiovascular Support and Invasive Techniques in the Emergency Room

- 3.1. General Aspects
- 3.2. Basic Life Support and AED in Adults
- 3.3. Advanced Life Support in Adults
  - 3.3.1. Advanced Airway Management
  - 3.3.2. Arrhythmia Treatment
  - 3.3.3. Infusion Routes and Drugs
  - 3.3.4. Rapid Intubation Sequence Workshop
- 3.4. Basic Pediatric Life Support
- 3.5. Advanced Pediatric Life Support
  - 3.5.1. Basic Pediatric Life Support
  - 3.5.2. Airway and Ventilation in Pediatrics
  - 3.5.3. Infusion Routes and Drugs, Diagnosis and Treatment of Arrhythmias
  - 3.5.4. Neonatal Resuscitation
- 3.6. Neonatal Resuscitation
- 3.7. Life Support in Special Cases
- 3.8. Invasive Procedures and Techniques in the Emergency Department
  - 3.8.1. External Pacemaker
  - 3.8.2. Electrical Cardioversion
  - 3.8.3. Defibrillation in Emergencies





“

*A unique, key, and decisive educational experience to boost your professional development”*

# 05

# Methodology

This academic program offers students a different way of learning. Our methodology uses a cyclical learning approach: **Relearning**.

This teaching system is used, for example, in the most prestigious medical schools in the world, and major publications such as the **New England Journal of Medicine** have considered it to be one of the most effective.



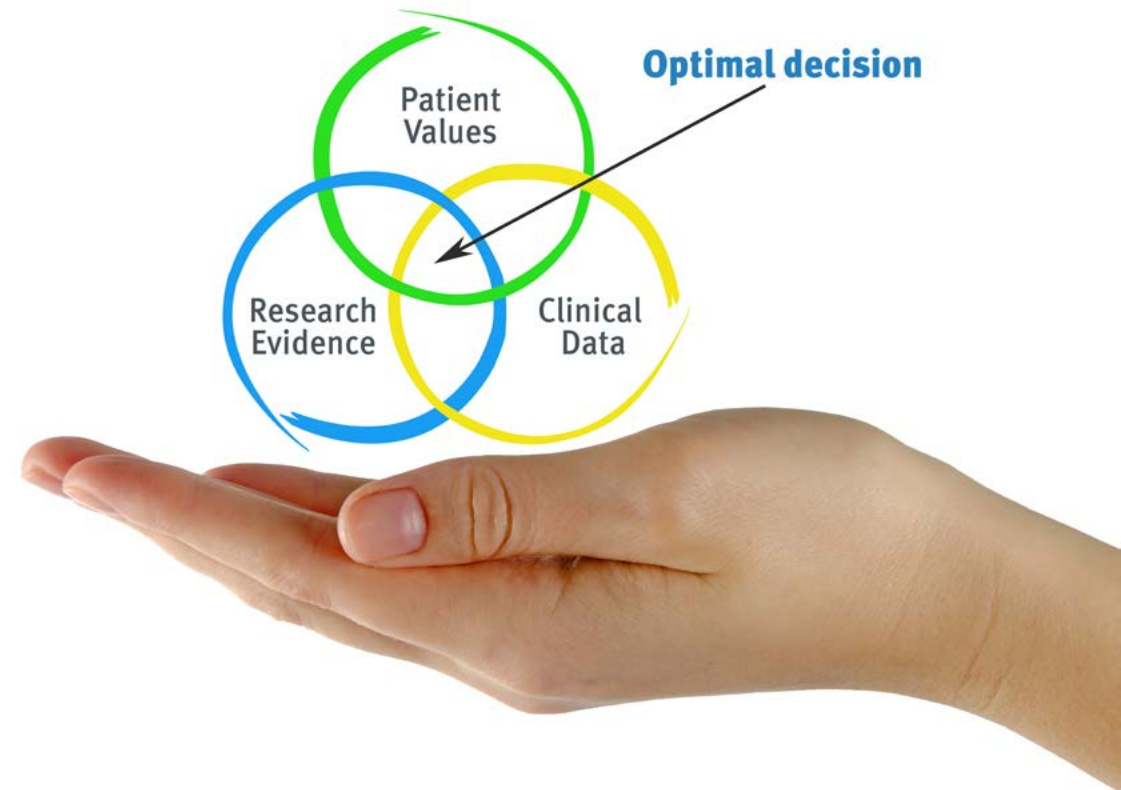
“

*Discover Relearning, a system that abandons conventional linear learning, to take you through cyclical teaching systems: a way of learning that has proven to be extremely effective, especially in subjects that require memorization"*

## At TECH Nursing School we use the Case Method

In a given situation, what should a professional do? Throughout the program, students will face multiple simulated clinical cases, based on real patients, in which they will have to do research, establish hypotheses, and ultimately resolve the situation. There is an abundance of scientific evidence on the effectiveness of the method. Nurses learn better, faster, and more sustainably over time.

*With TECH, nurses can experience a learning methodology that is shaking the foundations of traditional universities around the world.*



According to Dr. Gérvas, the clinical case is the annotated presentation of a patient, or group of patients, which becomes a "case", an example or model that illustrates some peculiar clinical component, either because of its teaching power or because of its uniqueness or rarity. It is essential that the case is based on current professional life, in an attempt to recreate the real conditions in professional nursing practice.



“

*Did you know that this method was developed in 1912, at Harvard, for law students? The case method consisted of presenting students with real-life, complex situations for them to make decisions and justify their decisions on how to solve them. In 1924, Harvard adopted it as a standard teaching method”*

The effectiveness of the method is justified by four fundamental achievements:

1. Nurses who follow this method not only grasp concepts, but also develop their mental capacity, by evaluating real situations and applying their knowledge.
2. The learning process has a clear focus on practical skills that allow the nursing professional to better integrate knowledge acquisition into the hospital setting or primary care.
3. Ideas and concepts are understood more efficiently, given that the example situations are based on real-life.
4. Students like to feel that the effort they put into their studies is worthwhile. This then translates into a greater interest in learning and more time dedicated to working on the course.



## Relearning Methodology

At TECH we enhance the case method with the best 100% online teaching methodology available: Relearning.

This university is the first in the world to combine case studies with a 100% online learning system based on repetition combining a minimum of 8 different elements in each lesson, which is a real revolution compared to the simple study and analysis of cases.



*The nurse will learn through real cases and by solving complex situations in simulated learning environments. These simulations are developed using state-of-the-art software to facilitate immersive learning.*

At the forefront of world teaching, the Relearning method has managed to improve the overall satisfaction levels of professionals who complete their studies, with respect to the quality indicators of the best online university (Columbia University).

With this methodology we have trained more than 175,000 nurses with unprecedented success in all specialities regardless of practical workload. Our pedagogical methodology is developed in a highly competitive environment, with a university student body with a strong socioeconomic profile and an average age of 43.5 years old.

*Relearning will allow you to learn with less effort and better performance, involving you more in your specialization, developing a critical mindset, defending arguments, and contrasting opinions: a direct equation to success.*

In our program, learning is not a linear process, but rather a spiral (learn, unlearn, forget, and re-learn). Therefore, we combine each of these elements concentrically.

The overall score obtained by TECH's learning system is 8.01, according to the highest international standards.



This program offers the best educational material, prepared with professionals in mind:



### Study Material

All teaching material is produced by the specialists who teach the course, specifically for the course, so that the teaching content is really specific and precise.

These contents are then applied to the audiovisual format, to create the TECH online working method. All this, with the latest techniques that offer high quality pieces in each and every one of the materials that are made available to the student.



### Nursing Techniques and Procedures on Video

We introduce you to the latest techniques, to the latest educational advances, to the forefront of current medical techniques. All of this in direct contact with students and explained in detail so as to aid their assimilation and understanding. And best of all, you can watch them as many times as you want.



### Interactive Summaries

The TECH team presents the contents attractively and dynamically in multimedia lessons that include audio, videos, images, diagrams, and concept maps in order to reinforce knowledge.

This exclusive educational system for presenting multimedia content was awarded by Microsoft as a "European Success Story".



### Additional Reading

Recent articles, consensus documents and international guidelines, among others. In TECH's virtual library, students will have access to everything they need to complete their course.





#### Expert-Led Case Studies and Case Analysis

Effective learning ought to be contextual. Therefore, TECH presents real cases in which the expert will guide students, focusing on and solving the different situations: a clear and direct way to achieve the highest degree of understanding.



#### Testing & Retesting

We periodically evaluate and re-evaluate students' knowledge throughout the program, through assessment and self-assessment activities and exercises, so that they can see how they are achieving their goals.



#### Classes

There is scientific evidence suggesting that observing third-party experts can be useful.

Learning from an Expert strengthens knowledge and memory, and generates confidence in future difficult decisions.



#### Quick Action Guides

TECH offers the most relevant contents of the course in the form of worksheets or quick action guides. A synthetic, practical, and effective way to help students progress in their learning.



# 06 Certificate

The Postgraduate Certificate in Nursing in Advanced Life Support and Invasive Techniques in Primary Care guarantees you, in addition to the most rigorous and up-to-date training, access to a Postgraduate Certificate issued by TECH Technological University.





“

*Successfully complete this program  
and receive your university degree  
without travel or laborious paperwork”*

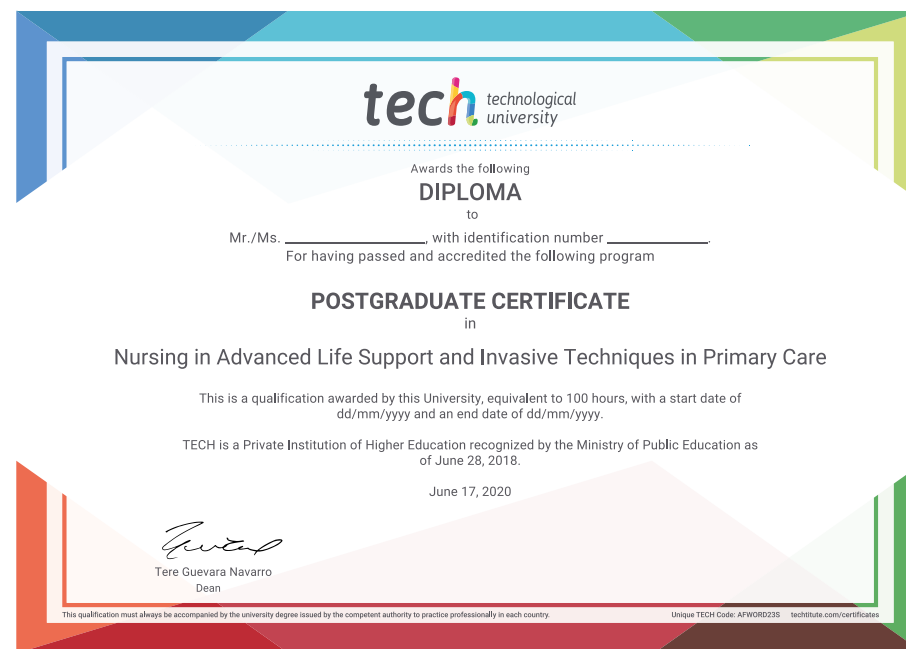
This **Postgraduate Certificate in Nursing in Advanced Life Support and Invasive Techniques in Primary Care** contains the most complete and up-to-date scientific program on the market.

After the student has passed the assessments, they will receive their corresponding **Postgraduate Certificate** issued by **TECH Technological University** via tracked delivery\*.

The diploma issued by **TECH Technological University** will reflect the qualification obtained in the Postgraduate Certificate, and meets the requirements commonly demanded by labor exchanges, competitive examinations, and professional career evaluation committees.

Title: **Postgraduate Certificate in Nursing in Advanced Life Support and Invasive Techniques in Primary Care**

Official N° of hours: **100 h.**



\*Apostille Convention. In the event that the student wishes to have their paper diploma issued with an apostille, TECH EDUCATION will make the necessary arrangements to obtain it, at an additional cost.



future  
health confidence people  
education information tutors  
guarantee accreditation teaching  
institutions technology learning  
community commitment  
personalized service innovation  
knowledge present  
online training  
development language  
virtual classroom



**Postgraduate Certificate**  
Nursing in Advanced Life  
Support and Invasive  
Techniques in Primary Care

- » Modality: online
- » Duration: 6 weeks
- » Certificate: TECH Technological University
- » Dedication: 16h/week
- » Schedule: at your own pace
- » Exams: online

# Postgraduate Certificate

## Nursing in Advanced Life Support and Invasive Techniques in Primary Care

