

Postgraduate Certificate

Head and Neck Ultrasound in Primary Care for Nursing





Postgraduate Certificate Head and Neck Ultrasound in Primary Care for Nursing

- » Modality: Online
- » Duration: 6 weeks
- » Certificate: TECH Global University
- » Accreditation: 6 ECTS
- » Schedule: at your own pace
- » Exams: online

Website: www.techtute.com/us/nursing/postgraduate-certificate/head-neck-ultrasound-primary-care-nursing

Index

01

Introduction to the Program

p. 4

02

Why Study at TECH?

p. 8

03

Syllabus

p. 12

04

Teaching Objectives

p. 16

05

Study Methodology

p. 20

06

Teaching Staff

p. 30

07

Certificate

p. 36

01

Introduction to the Program

Head and Neck Ultrasound has become an essential tool in Primary Care, enabling quick and accurate diagnoses of common pathologies. Its use allows for the non-invasive evaluation of superficial structures such as salivary glands, thyroid, and lymph nodes, improving clinical decision-making. For this reason, specific training in this area is crucial for Nursing professionals to fully leverage its diagnostic benefits. With this key premise, TECH University launches an innovative university qualification focused on the use of ultrasound equipment in Primary Care to early detect Head and Neck Pathologies. Furthermore, it is offered in a flexible, fully online format, allowing for personalized scheduling.





“

*Through this 100% online
Postgraduate Certificate, you will
master the use of Head and Neck
Ultrasound in Primary Care.*

A study conducted by the World Health Organization reports that 65% of primary care clinics in developed countries use Head and Neck Ultrasound to diagnose Thyroid Diseases and Lymphadenopathy. This non-invasive, high-precision technique enables quick and safe evaluation. The growing incorporation of this tool requires that Nursing professionals be highly trained to maximize its usefulness. Only in this way can they improve early diagnosis, optimize treatment, and reduce the need for more costly complementary tests.

In this context, TECH presents a revolutionary Postgraduate Certificate in Head and Neck Ultrasound in Primary Care for Nursing. Designed by true experts, the academic program will dive into areas ranging from the basics of anatomical recall and the fundamentals of tubular structures to writing ultrasound reports.

At the same time, the syllabus will explore the early identification of prevalent conditions such as Subclavian Steal Syndrome, Lymph Node Metastases, and Extracranial Carotid Pathology. Additionally, the teaching content will address protocols for the differential diagnosis of Cervical Masses and Inflammatory Diseases. Thus, graduates will acquire advanced competencies to provide early diagnoses and significantly improve the quality of care in their daily clinical practice through the use of ultrasound.

Furthermore, this program is based on the disruptive Relearning methodology to promote a natural, progressive, and lasting knowledge update. Nurses will only need an electronic device with internet access to immerse themselves in the Virtual Campus.

Additionally, a prestigious International Guest Director will deliver a rigorous Masterclass.

This **Postgraduate Certificate in Head and Neck Ultrasound in Primary Care for Nursing** contains the most complete and up-to-date scientific program on the market.

Its most notable features are:

- ◆ The development of practical cases presented by experts in Head and Neck Ultrasound in Primary Care for Nursing
- ◆ The graphic, schematic, and practical contents with which they are created, provide scientific and practical information on the disciplines that are essential for professional practice
- ◆ Practical exercises where the self-assessment process can be carried out to improve learning
- ◆ Its special emphasis on innovative methodologies
- ◆ Theoretical lessons, questions to the expert, debate forums on controversial topics, and individual reflection assignments
- ◆ Content that is accessible from any fixed or portable device with an Internet connection



A renowned International Guest Director will deliver a disruptive Masterclass on the latest advances in Head and Neck Ultrasound applied to Primary Care”

“

You will develop advanced skills for the early identification of common pathologies such as Cervical Masses, Lymph Node Metastases, and Vascular Alterations.

The teaching staff includes professionals from the field of Head and Neck Ultrasound in Primary Care, who bring their work experience to this program, along with renowned specialists from leading societies and prestigious universities.

The multimedia content, developed with the latest educational technology, will provide the professional with situated and contextual learning, i.e., a simulated environment that will provide an immersive learning experience designed to prepare for real-life situations.

This program is designed around Problem-Based Learning, whereby the student must try to solve the different professional practice situations that arise throughout the program. For this purpose, the professional will be assisted by an innovative interactive video system created by renowned and experienced experts.

You will ensure patient safety during the performance of various ultrasound examinations.

The Relearning system reduces the long hours of study commonly associated with other teaching methods.



02

Why Study at TECH?

TECH is the world's largest online university. With an impressive catalog of more than 14,000 university programs, available in 11 languages, it is positioned as a leader in employability, with a 99% job placement rate. In addition, it has a huge faculty of more than 6,000 professors of the highest international prestige.



“

Study at the largest online university in the world and ensure your professional success. The future begins at TECH”

The world's best online university, according to FORBES

The prestigious Forbes magazine, specialized in business and finance, has highlighted TECH as "the best online university in the world" This is what they have recently stated in an article in their digital edition in which they echo the success story of this institution, "thanks to the academic offer it provides, the selection of its teaching staff, and an innovative learning method oriented to form the professionals of the future".

Forbes
The best online university in the world

The most complete
syllabus

The most complete syllabuses on the university scene

TECH offers the most complete syllabuses on the university scene, with programs that cover fundamental concepts and, at the same time, the main scientific advances in their specific scientific areas. In addition, these programs are continuously updated to guarantee students the academic vanguard and the most demanded professional skills and the most in-demand professional competencies. In this way, the university's qualifications provide its graduates with a significant advantage to propel their careers to success.

The best top international faculty

TECH's faculty is made up of more than 6,000 professors of the highest international prestige. Professors, researchers and top executives of multinational companies, including Isaiah Covington, performance coach of the Boston Celtics; Magda Romanska, principal investigator at Harvard MetaLAB; Ignacio Wistumba, chairman of the department of translational molecular pathology at MD Anderson Cancer Center; and D.W. Pine, creative director of TIME magazine, among others.

TOP
international faculty

The most effective methodology

A unique learning method

TECH is the first university to use Relearning in all its programs. This is the best online learning methodology, accredited with international teaching quality certifications, provided by prestigious educational agencies. In addition, this innovative academic model is complemented by the "Case Method", thereby configuring a unique online teaching strategy. Innovative teaching resources are also implemented, including detailed videos, infographics and interactive summaries.

The world's largest online university

TECH is the world's largest online university. We are the largest educational institution, with the best and widest digital educational catalog, one hundred percent online and covering most areas of knowledge. We offer the largest selection of our own degrees and accredited online undergraduate and postgraduate degrees. In total, more than 14,000 university programs, in ten different languages, making us the largest educational institution in the world.

World's No.1
The World's largest online university

The official online university of the NBA

TECH is the official online university of the NBA. Thanks to our agreement with the biggest league in basketball, we offer our students exclusive university programs, as well as a wide variety of educational resources focused on the business of the league and other areas of the sports industry. Each program is made up of a uniquely designed syllabus and features exceptional guest hosts: professionals with a distinguished sports background who will offer their expertise on the most relevant topics.

Leaders in employability

TECH has become the leading university in employability. Ninety-nine percent of its students obtain jobs in the academic field they have studied within one year of completing any of the university's programs. A similar number achieve immediate career enhancement. All this thanks to a study methodology that bases its effectiveness on the acquisition of practical skills, which are absolutely necessary for professional development.



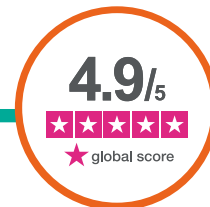
Google Premier Partner

The American technology giant has awarded TECH the Google Premier Partner badge. This award, which is only available to 3% of the world's companies, highlights the efficient, flexible and tailored experience that this university provides to students. The recognition not only accredits the maximum rigor, performance and investment in TECH's digital infrastructures, but also places this university as one of the world's leading technology companies.



The official online university of the NBA

TECH is the official online university of the NBA. Thanks to our agreement with the biggest league in basketball, we offer our students exclusive university programs, as well as a wide variety of educational resources focused on the business of the league and other areas of the sports industry. Each program is made up of a uniquely designed syllabus and features exceptional guest hosts: professionals with a distinguished sports background who will offer their expertise on the most relevant topics.



The top-rated university by its students

Students have positioned TECH as the world's top-rated university on the main review websites, with a highest rating of 4.9 out of 5, obtained from more than 1,000 reviews. These results consolidate TECH as the benchmark university institution at an international level, reflecting the excellence and positive impact of its educational model.



Leaders in employability

TECH has become the leading university in employability. Ninety-nine percent of its students obtain jobs in the academic field they have studied within one year of completing any of the university's programs. A similar number achieve immediate career enhancement. All this thanks to a study methodology that bases its effectiveness on the acquisition of practical skills, which are absolutely necessary for professional development.

03 Syllabus

The teaching materials that make up this program have been developed by a team of experts in Imaging Diagnosis and Primary Care. As such, the syllabus will delve into the anatomical recall of the skull, tubular structures, and glandular structures. This will enable graduates to correctly interpret multiple ultrasound images. Additionally, the syllabus will cover specific techniques for Ocular Ultrasound, Lymphadenopathies, and Supra-aortic Trunks, facilitating accurate diagnosis and early intervention in common pathologies.





“

*You will be able to differentiate
Inflammatory, Vascular, and Tumoral
Pathologies using Ultrasound”*

Module 1. Clinical Ultrasound of the Head and Neck

- 1.1. Anatomical Review
 - 1.1.1. Cranium and Face
 - 1.1.2. Tubular Structures
 - 1.1.3. Glandular Structures
 - 1.1.4. Vascular Structures
- 1.2. Ocular Ultrasound
 - 1.2.1. Ultrasound Anatomy of the Eye
 - 1.2.2. Ocular Ultrasound Technique
 - 1.2.3. Indications and Contraindications of Ocular Ultrasonography
 - 1.2.4. Ultrasound Report
- 1.3. Ultrasound of Salivary Glands
 - 1.3.1. Regional Sonoanatomy
 - 1.3.2. Technical Aspects
 - 1.3.3. Most Common Tumor and Non-Tumor Pathologies
- 1.4. Thyroid Ultrasound
 - 1.4.1. Ultrasound Technique
 - 1.4.2. Indications
 - 1.4.3. Normal and Pathological Thyroid
 - 1.4.4. Diffuse Goiter
- 1.5. Ultrasound Study of Lymphadenopathies
 - 1.5.1. Reactive Lymph Nodes
 - 1.5.2. Non-Specific Inflammatory Diseases
 - 1.5.3. Specific Lymphadenitis (Tuberculosis)
 - 1.5.4. Primary Lymph Node Diseases (Sarcoidosis, Hodgkin's Lymphoma, Non-Hodgkin's Lymphoma)
 - 1.5.5. Lymph Node Metastases
- 1.6. Ultrasound of the Supra-Aortic Trunks
 - 1.6.1. Sonoanatomy
 - 1.6.2. Exploration Protocol
 - 1.6.3. Extracranial Carotid Pathology
 - 1.6.4. Vertebral Pathology and Subclavian Steal Syndrome





“

You will have access to a myriad of various contents, including high-quality multimedia resources created by the instructors themselves”

04

Teaching Objectives

This Postgraduate Certificate in Head and Neck Ultrasound for Nursing provides essential skills for the advanced interpretation of ultrasound images.

In this way, graduates will be able to early identify pathologies in cranial, glandular, and vascular structures. At the same time, professionals will develop competencies in performing ocular, thyroid, and salivary gland ultrasounds.

This also enables them to make a differential diagnosis of Lymphadenopathies and Vascular Lesions. Furthermore, they will acquire skills to prepare accurate reports and apply clinical protocols that optimize care and follow-up in Primary Care.





“

*You will carry out complete
ultrasound assessments, including
Doppler in the cervical region”*



General Objectives

- ◆ Acquire the necessary knowledge in the use of ultrasound to handle common situations in your clinical practice
- ◆ Apply the skills acquired in performing the duties of an Ultrasound Specialist
- ◆ Use the latest clinical developments in the daily tasks of Nursing professionals
- ◆ Understand the indications and limitations of Clinical Ultrasound, and its application in the most common clinical situations





Specific Objectives

- ♦ Investigate the correct processes for performing ultrasound on the upper part of the patient
- ♦ Understand the main reasons and diseases that require a brain ultrasound
- ♦ Master the correct postures for conducting the proper ultrasound procedure
- ♦ Identify and recognize the possible outcomes of the ultrasound sample



You will be able to complete the program online, adapting to your needs and making it easier for you to study while continuing your full-time clinical practice”

05

Study Methodology

TECH is the world's first university to combine the **case study** methodology with **Relearning**, a 100% online learning system based on guided repetition.

This disruptive pedagogical strategy has been conceived to offer professionals the opportunity to update their knowledge and develop their skills in an intensive and rigorous way. A learning model that places students at the center of the educational process giving them the leading role, adapting to their needs and leaving aside more conventional methodologies.



“

TECH will prepare you to face new challenges in uncertain environments and achieve success in your career”

The student: the priority of all TECH programs

In TECH's study methodology, the student is the main protagonist. The teaching tools of each program have been selected taking into account the demands of time, availability and academic rigor that, today, not only students demand but also the most competitive positions in the market.

With TECH's asynchronous educational model, it is students who choose the time they dedicate to study, how they decide to establish their routines, and all this from the comfort of the electronic device of their choice. The student will not have to participate in live classes, which in many cases they will not be able to attend. The learning activities will be done when it is convenient for them. They can always decide when and from where they want to study.

“

*At TECH you will NOT have live classes
(which you might not be able to attend)”*



The most comprehensive study plans at the international level

TECH is distinguished by offering the most complete academic itineraries on the university scene. This comprehensiveness is achieved through the creation of syllabi that not only cover the essential knowledge, but also the most recent innovations in each area.

By being constantly up to date, these programs allow students to keep up with market changes and acquire the skills most valued by employers. In this way, those who complete their studies at TECH receive a comprehensive education that provides them with a notable competitive advantage to further their careers.

And what's more, they will be able to do so from any device, pc, tablet or smartphone.

“*TECH's model is asynchronous, so it allows you to study with your pc, tablet or your smartphone wherever you want, whenever you want and for as long as you want*”

Case Studies and Case Method

The case method has been the learning system most used by the world's best business schools. Developed in 1912 so that law students would not only learn the law based on theoretical content, its function was also to present them with real complex situations. In this way, they could make informed decisions and value judgments about how to resolve them. In 1924, Harvard adopted it as a standard teaching method.

With this teaching model, it is students themselves who build their professional competence through strategies such as Learning by Doing or Design Thinking, used by other renowned institutions such as Yale or Stanford.

This action-oriented method will be applied throughout the entire academic itinerary that the student undertakes with TECH. Students will be confronted with multiple real-life situations and will have to integrate knowledge, research, discuss and defend their ideas and decisions. All this with the premise of answering the question of how they would act when facing specific events of complexity in their daily work.



Relearning Methodology

At TECH, case studies are enhanced with the best 100% online teaching method: Relearning.

This method breaks with traditional teaching techniques to put the student at the center of the equation, providing the best content in different formats. In this way, it manages to review and reiterate the key concepts of each subject and learn to apply them in a real context.

In the same line, and according to multiple scientific researches, reiteration is the best way to learn. For this reason, TECH offers between 8 and 16 repetitions of each key concept within the same lesson, presented in a different way, with the objective of ensuring that the knowledge is completely consolidated during the study process.

Relearning will allow you to learn with less effort and better performance, involving you more in your specialization, developing a critical mindset, defending arguments, and contrasting opinions: a direct equation to success.



A 100% online Virtual Campus with the best teaching resources

In order to apply its methodology effectively, TECH focuses on providing graduates with teaching materials in different formats: texts, interactive videos, illustrations and knowledge maps, among others. All of them are designed by qualified teachers who focus their work on combining real cases with the resolution of complex situations through simulation, the study of contexts applied to each professional career and learning based on repetition, through audios, presentations, animations, images, etc.

The latest scientific evidence in the field of Neuroscience points to the importance of taking into account the place and context where the content is accessed before starting a new learning process. Being able to adjust these variables in a personalized way helps people to remember and store knowledge in the hippocampus to retain it in the long term. This is a model called Neurocognitive context-dependent e-learning that is consciously applied in this university qualification.

In order to facilitate tutor-student contact as much as possible, you will have a wide range of communication possibilities, both in real time and delayed (internal messaging, telephone answering service, email contact with the technical secretary, chat and videoconferences).

Likewise, this very complete Virtual Campus will allow TECH students to organize their study schedules according to their personal availability or work obligations. In this way, they will have global control of the academic content and teaching tools, based on their fast-paced professional update.



The online study mode of this program will allow you to organize your time and learning pace, adapting it to your schedule”

The effectiveness of the method is justified by four fundamental achievements:

1. Students who follow this method not only achieve the assimilation of concepts, but also a development of their mental capacity, through exercises that assess real situations and the application of knowledge.
2. Learning is solidly translated into practical skills that allow the student to better integrate into the real world.
3. Ideas and concepts are understood more efficiently, given that the example situations are based on real-life.
4. Students like to feel that the effort they put into their studies is worthwhile. This then translates into a greater interest in learning and more time dedicated to working on the course.

The university methodology top-rated by its students

The results of this innovative teaching model can be seen in the overall satisfaction levels of TECH graduates.

The students' assessment of the teaching quality, the quality of the materials, the structure of the program and its objectives is excellent. Not surprisingly, the institution became the top-rated university by its students according to the global score index, obtaining a 4.9 out of 5.

Access the study contents from any device with an Internet connection (computer, tablet, smartphone) thanks to the fact that TECH is at the forefront of technology and teaching.

You will be able to learn with the advantages that come with having access to simulated learning environments and the learning by observation approach, that is, Learning from an expert.



As such, the best educational materials, thoroughly prepared, will be available in this program:



Study Material

All teaching material is produced by the specialists who teach the course, specifically for the course, so that the teaching content is highly specific and precise.

This content is then adapted in an audiovisual format that will create our way of working online, with the latest techniques that allow us to offer you high quality in all of the material that we provide you with.



Practicing Skills and Abilities

You will carry out activities to develop specific competencies and skills in each thematic field. Exercises and activities to acquire and develop the skills and abilities that a specialist needs to develop within the framework of the globalization we live in.



Interactive Summaries

We present the contents attractively and dynamically in multimedia lessons that include audio, videos, images, diagrams, and concept maps in order to reinforce knowledge.

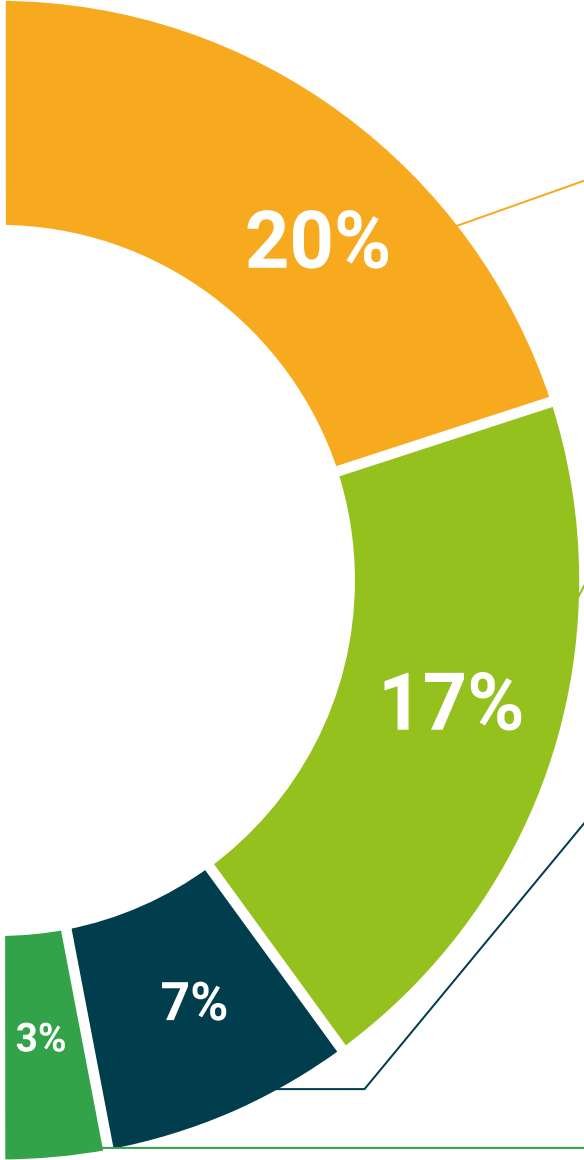
This exclusive educational system for presenting multimedia content was awarded by Microsoft as a "European Success Story".



Additional Reading

Recent articles, consensus documents, international guides... In our virtual library you will have access to everything you need to complete your education.





Case Studies

Students will complete a selection of the best case studies in the field. Cases that are presented, analyzed, and supervised by the best specialists in the world.



Testing & Retesting

We periodically assess and re-assess your knowledge throughout the program. We do this on 3 of the 4 levels of Miller's Pyramid.



Classes

There is scientific evidence suggesting that observing third-party experts can be useful.
Learning from an expert strengthens knowledge and memory, and generates confidence for future difficult decisions.



Quick Action Guides

TECH offers the most relevant contents of the course in the form of worksheets or quick action guides. A synthetic, practical and effective way to help students progress in their learning.



06

Teaching Staff

The core principle of TECH is to provide the most comprehensive and up-to-date university programs in the academic field. To achieve this, TECH conducts a meticulous process to assemble its teaching staff. Thanks to this effort, the current academic pathway involves collaboration with renowned experts in the use of Head and Neck Ultrasound in Primary Care settings. This has allowed them to create a myriad of teaching resources that stand out for their high quality and their adaptation to the real needs of the market. Undoubtedly, this is an intensive experience that will allow nurses to optimize their practice.





“

The teaching team for this university qualification is composed of prestigious specialists in the management of Head and Neck Ultrasound in Primary Care services”

International Guest Director

Dr. Lauren Ann J. Selame is a recognized professional in the field of **Medicine**, specializing in **Clinical Ultrasound**. Her expertise focuses on the application of **ultrasound** in **emergency medical, diagnostic imaging, simulation** and **public health**. With a deep interest in **procedural competence** and in the development of **advanced techniques** to detect various disorders, she has contributed significantly to the use of **Anatomical Ultrasound** to improve response times and accuracy in emergency treatments.

Throughout his career, he has played key roles in prestigious institutions. At **Brigham Women's Hospital**, recognized among the best hospitals in the world by Newsweek magazine, she has been **Director of Ultrasound Education in Emergency Medicine**, in addition to serving as an emergency physician. Her experience also includes her time at **Massachusetts General Hospital** as an Emergency Ultrasound Assistant, and at **Thomas Jefferson Hospital**, where she was a **resident in Emergency Medicine**, after training at the Sidney Kimmel School of Medicine of Thomas Jefferson University.

At the international level, she is noted for her contributions, especially in **Emergency Medicine**. She has worked in some of the most prestigious healthcare centers in the United States, which has allowed her to hone her skills and bring significant advances to the medical community. Her work has earned her a reputation for her expertise in **diagnostic ultrasound**, and she is a reference in the use of this **technology in emergencies**.

As a researcher associated with university institutions, she has written **numerous scientific articles** on its emphasis, addressing both its application in critical situations and its advances in medical diagnosis. Her publications are consulted by professionals worldwide, consolidating her role as one of the most influential voices in the field of **clinical ultrasound**.



Dr. Selame, Lauren Ann J.

- Director of Ultrasound in Emergency Medicine at Brigham Women's Hospital, Boston, United States
- Emergency Medicine Physician Specialist at Brigham Women's Hospital
- Emergency Ultrasound Physician Specialist at Massachusetts General Hospital, Massachusetts
- Resident Physician in Emergency Medicine at Thomas Jefferson University Hospital
- Research Assistant at the Perelman School of Medicine, University of Pennsylvania
- M.D., Thomas Jefferson University
- Medical Degree, Sidney Kimmel School of Medicine at the Thomas Jefferson University

“

Thanks to TECH, you will be able to learn with the best professionals in the world"

Management



Dr. Fumadó Queral, Josep

- ♦ Family Physician at the Primary Care Center of Els Muntells.
- ♦ Head of the Emergency Ultrasound Group of the Spanish Society of General and Family Physicians (SEMG).
- ♦ Graduate in Clinical Ultrasound and Training of Trainers from the University of Montpellier
- ♦ Lecturer at the Associació Mediterrània of General Medicine
- ♦ Teacher at the Spanish School of Ultrasound of the Spanish Society of General and Family Physicians (SEMG).
- ♦ Honorary Member of the Canary Society of Ultrasound (SOCANECO) and Professor of its Annual Symposium.
- ♦ Professor on the Master's Degree in Clinical Ultrasound for Emergencies and Critical Care at the CEU Cardenal Herrera University.



Dr. Pérez Morales, Luis Miguel

- ♦ Primary Care Physician in the Canarian Health Service
- ♦ Family physician at the Primary Care Center of Arucas (Gran Canaria, Canary Islands).
- ♦ President and Professor of the Canary Society of Ultrasound (SOCANECO) and Director of its Annual Symposium
- ♦ Professor on the Master's Degree in Clinical Ultrasound for Emergency and Critical Care at the CEU Cardenal Herrera University
- ♦ Expert in Thoracic Ultrasound by the University of Barcelona
- ♦ Expert in Clinical Abdominal and Musculoskeletal Ultrasound for Emergencies and Critical Care by the University CEU Cardenal Herrera
- ♦ Diploma of the Curs d'Ecografia en Atenció Primària by the University Rovira i Virgili from the Institut Català de la Salut



Teachers

Dr. Sánchez Sánchez, José Carlos

- ◆ Director of the Ultrasound Tasks Group of the Spanish Society of General and Family Physicians.
- ◆ Specialist Medical Officer in Radiodiagnosis at the Poniente Hospital, El Ejido
- ◆ Master's Degree in Updating in Diagnostic and Therapeutic Techniques in Radiology by the Cardenal Herrera University.
- ◆ University Expert in Technique and instrumentation, radiology emergencies and Interventional neuro radiology by Francisco de Vitoria University.
- ◆ University Expert in Cardiothoracic Radiology and Vascular and Interventional Radiology by the Francisco de Vitoria University.
- ◆ Expert in Imaging Techniques in Breast Pathology and Breast Radiology by the University of Barcelona.

Dr. Herrera Carcedo, Carmelo

- ◆ Head of the Ultrasound Unit at the Briviesca Health Center
- ◆ Physician at San Juan de Dios Hospital
- ◆ Family Physician of the Ultrasound Unit at the Briviesca Health Center
- ◆ Tutor at the Family and Community Medicine Teaching Unit in Burgos
- ◆ Teacher at the Spanish School of Ultrasound of the Spanish Society of General and Family Physicians (SEMG).
- ◆ Member of the Spanish Society of Ultrasound (SEECO) and the Spanish Association of Prenatal Diagnosis (AEDP)

Dr. De Varona Froloy, Serguei

- ◆ Medical Specialist in Angiology and Vascular Surgery of the Canary Islands Institute of Advanced Medicine
- ◆ Angiologist at Dr. Negrin University Hospital of Gran Canaria
- ◆ Master's Degree in Endovascular Techniques by Boston Scientific PLV

07

Certificate

The Postgraduate Certificate in Head and Neck Ultrasound in Primary Care for Nursing guarantees students, in addition to the most rigorous and up-to-date education, access to a diploma for the Postgraduate Certificate issued by TECH Global University.





“

Successfully complete this program and receive your university qualification without having to travel or fill out laborious paperwork”

This private qualification will allow you to obtain a **Postgraduate Certificate in Head and Neck Ultrasound in Primary Care for Nursing** endorsed by **TECH Global University**, the world's largest online university.

TECH Global University is an official European University publicly recognized by the Government of Andorra ([official bulletin](#)). Andorra is part of the European Higher Education Area (EHEA) since 2003. The EHEA is an initiative promoted by the European Union that aims to organize the international training framework and harmonize the higher education systems of the member countries of this space. The project promotes common values, the implementation of collaborative tools and strengthening its quality assurance mechanisms to enhance collaboration and mobility among students, researchers and academics.

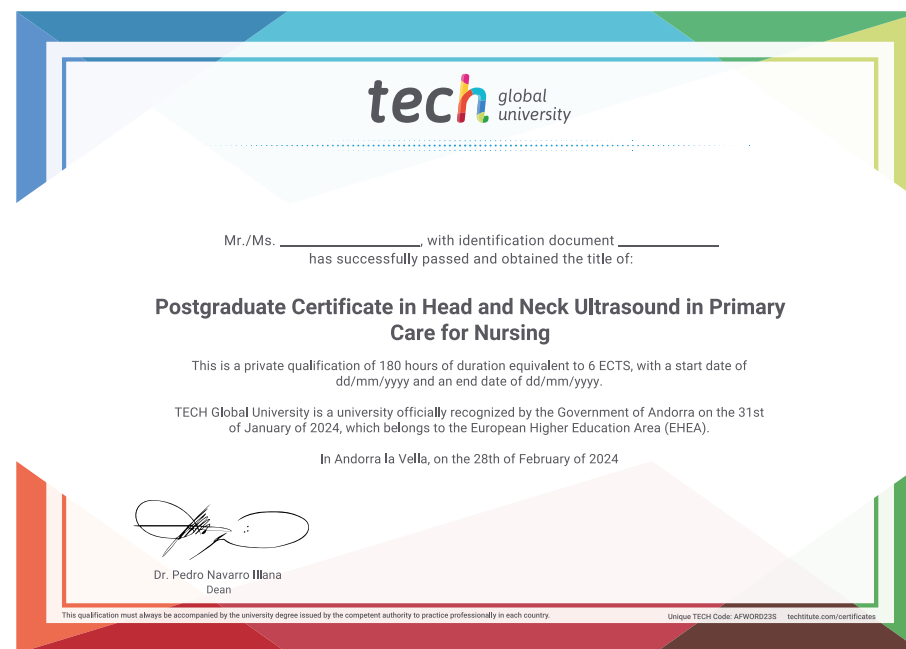
This **TECH Global University** private qualification is a European program of continuing education and professional updating that guarantees the acquisition of competencies in its area of knowledge, providing a high curricular value to the student who completes the program.

Title: **Postgraduate Certificate in Head and Neck Ultrasound in Primary Care for Nursing**

Modality: **Online**

Duration: **6 weeks**

Accreditation: **6 ECTS**



*Apostille Convention. In the event that the student wishes to have their paper diploma issued with an apostille, TECH Global University will make the necessary arrangements to obtain it, at an additional cost.

future
health confidence people
education information tutors
guarantee accreditation teaching
institutions technology learning
community commitment
personalized service innovation
knowledge present
online training
development languages
virtual classroom



Postgraduate Certificate
Head and Neck Ultrasound
in Primary Care for Nursing

- » Modality: Online
- » Duration: 6 weeks
- » Certificate: TECH Global University
- » Accreditation: 6 ECTS
- » Schedule: at your own pace
- » Exams: online

Postgraduate Certificate

Head and Neck Ultrasound in Primary Care for Nursing