

Hybrid Professional Master's Degree

Obstetric and Neonatal Emergency Nursing



Hybrid Professional Master's Degree Obstetric and Neonatal Emergency Nursing

Modality: Hybrid (Online + Clinical Internship)

Duration: 12 months.

Certificate: TECH Technological University

Teaching Hours: 1,620 hours.

Website: www.techtute.com/us/nursing/hybrid-professional-master-degree/hybrid-professional-master-degree-obstetric-neonatal-emergency-nursing

Index

01

Introduction

p. 4

02

Why Study this Hybrid
Professional Master's Degree?

p. 8

03

Objectives

p. 12

04

Skills

p. 18

05

Course Management

p. 22

06

Educational Plan

p. 28

07

Clinical Internship

p. 38

08

Where Can I Do the Clinical
Internship?

p. 44

09

Methodology

p. 48

10

Certificate

p. 56

01

Introduction

Nurses have at their disposal state-of-the-art technologies for Obstetric and Neonatal Emergency Care, such as vital signs monitors, infusion pumps and portable ultrasound scanners. Through them, they provide more personalized care and efficient follow-up to the mother and baby. However, many professionals in this area face difficulties in keeping up to date due to the heavy theoretical load of the available programs. In this context, TECH has a program that combines online learning with a 3-week clinical internship. First, participants will analyze concepts and protocols, using an interactive platform and various multimedia learning resources. Then, during the intensive on-site internship, complex tasks will be performed in a first level hospital institution, under the guidance of the best available assistant tutor.





“

Upgrade your skills for the care of obstetric and neonatal patients in emergency situations through this very complete TECH's Hybrid Professional Master's Degree"

Today, nurses have within their reach new tools and technologies for the care of obstetric and neonatal emergencies. Vital signs monitors, infusion pumps and portable ultrasound scanners are some of the equipment that allow more efficient monitoring and more personalized care to mothers and newborns. In addition, the implementation of clinical training simulators provides the possibility of acquiring concrete skills and improving the capacity to respond to such emergencies. At the same time, it is essential that these professionals constantly update their skills in the handling of the latest protocols and procedures in this area of healthcare.

However, at the educational level, nursing personnel face serious difficulties in keeping up to date with innovations in this field. This is due to the fact that most of the programs available to them have a heavy theoretical load, which does not fit their schedules and needs for improvement, where the priority is to acquire new competencies. In this context, TECH proposes a program with a disruptive modality of studies that distributes learning in two distinct stages. During the first stage, participants will analyze concepts and trends 100% online, on an interactive platform with various multimedia resources to strengthen their knowledge. In addition, the Relearning method will be transversal to the whole teaching process.

In the second stage, graduates will spend 3 weeks in a on-site clinical internship. From a first level institution, they will develop complex tasks, including the assessment and follow-up of real mothers and newborns. They will also work together with prestigious experts in this field and will be supported by an assistant tutor to overcome any doubts that may arise during their daily professional practice.

This **Hybrid Professional Master's Degree in Obstetric and Neonatal Emergency Nursing** contains the most complete and up-to-date scientific program on the market. The most important features include:

- ♦ Development of more than 100 clinical cases presented by nursing professionals
- ♦ The graphic, schematic, and practical contents with which they are created, provide scientific and practical information on the disciplines that are essential for professional practice
- ♦ An algorithm-based interactive learning system for decision-making in the clinical situations presented throughout the course
- ♦ Practical clinical guides on approaching different pathologies
- ♦ With a special emphasis on evidence-based medicine and research methodologies in Intensive Care Nursing
- ♦ All this will be complemented by theoretical lessons, questions to the expert, debate forums on controversial topics, and individual reflection assignments
- ♦ Content that is accessible from any fixed or portable device with an Internet connection
- ♦ Furthermore, you will be able to carry out a clinical internship in one of the best hospital centers



In the theoretical stage of this program, innovative teaching tools in multimedia format and a 100% online learning platform are used for learning"

“

During the 3 week on-site internship, the nurse will apply first level skills in a clinical setting with real patients”

In this Hybrid Professional Master's Degree, with a vocational nature and blended learning modality, the program is aimed at updating nursing professionals who require a high level of qualification. The content is based on the latest scientific evidence and is organized in a didactic way to integrate theoretical knowledge into nursing practice. The theoretical-practical elements allow professionals to update their knowledge and help them to make the right decisions in patient care.

Thanks to the multimedia content, developed with the latest educational technology, nursing professionals will benefit from situated and contextual learning, i.e., a simulated environment that will provide immersive learning programmed to train in real situations. This program is designed around Problem-Based Learning, whereby the professional must try to solve the different professional practice situations that arise throughout the program. For this purpose, the students will be assisted by an innovative interactive video system created by renowned and experienced experts.

If you want to offer pregnant and neonatal patients personalized and effective care as a nurse, this TECH's Hybrid Professional Master's Degree will give you all the necessary skills.

The practical internship of this program will take place in a first level hospital center equipped with the best care tools.



02

Why Study this Hybrid Professional Master's Degree?

This TECH program is the best option in the educational market for nurses who wish to update their competencies when dealing with Obstetric and Neonatal emergencies. Through its hybrid learning approach, participants have the opportunity to acquire concrete skills and be up to date on the latest protocols and procedures for the most modern care in this field. The combination of 100% online learning with a 3-week on-site clinical internship practice allows them to analyze concepts and protocols in an interactive way and, subsequently, to apply them in the care of real cases. In addition, they will receive personalized guidance from the best experts in the field at all times.



Why Study this Hybrid Professional | 09
Master's Degree?

tech

“

*Delve into the most relevant theory
in this field, subsequently applying
it in a real work environment”*

1. Updating from the Latest Technology Available

During the on-site and practical stage of the Hybrid Professional Master's Degree, nurses will have the opportunity to apply and improve their skills with modern technologies such as vital signs monitors, infusion pumps and portable ultrasound scanners. They will also apply these resources and the most sophisticated techniques for their direct management on real patients

2. Gaining In-depth Knowledge from the Experience of Top Specialists

During this program, the nurse will receive constant guidance from experts in Obstetric and Neonatal Emergencies. In the theoretical stage of the program, you will be supported by a carefully selected faculty. In the internship stage, you will have the opportunity to work with leading professionals and will be supervised by an experienced associate tutor

3. Entering First-Class Clinical Environments

The facilities chosen by TECH for the practical stage of this program will guarantee the professional access to a prestigious clinical environment within the field of management and critical care in Obstetric and Neonatal Emergencies. In this way, they will be able to directly analyze the work dynamics of a demanding, rigorous and exhaustive area of nursing





Why Study this Hybrid Professional | 11 tech Master's Degree?

4. Combining the Best Theory with State-of-the-Art Practice

Few programs manage to combine theoretical and practical learning of its contents. However, TECH has overcome this limitation by creating this Hybrid Professional Master's Degree where the nurse will acquire first level skills. This is possible thanks to its well-differentiated educational stages that dedicate a first moment to the study of the contents online and is complemented with an intensive on-site internship in a renowned hospital center for 3 weeks

5. Expanding the Boundaries of Knowledge

To perform the professional internship of this Hybrid Professional Master's Degree, TECH offers centers of international importance. As a result, the nurse will be able to be up to date in reference to Obstetric and Neonatal Emergencies, under the supervision of renowned experts. Without a doubt, this is a unique opportunity that only TECH, the world's largest online university, could offer

“

*You will have full practical immersion
at the center of your choice”*

03

Objectives

The main objective of the Hybrid Professional Master's Degree is to provide nursing professionals with advanced skills for the care of obstetric and neonatal patients in emergency situations. To achieve this, the program uses teaching tools such as an interactive and 100% online platform, multimedia resources and the innovative *Relearning teaching method*. In addition, the program includes a 3-week on-site clinical internship at a top-tier hospital institution, where nurses can apply new skills in a real-world setting and work alongside leading experts in the field.



“

Thanks to TECH, you will acquire the most advanced nursing skills to provide comprehensive care to your patients and improve their physical and emotional well-being after childbirth"

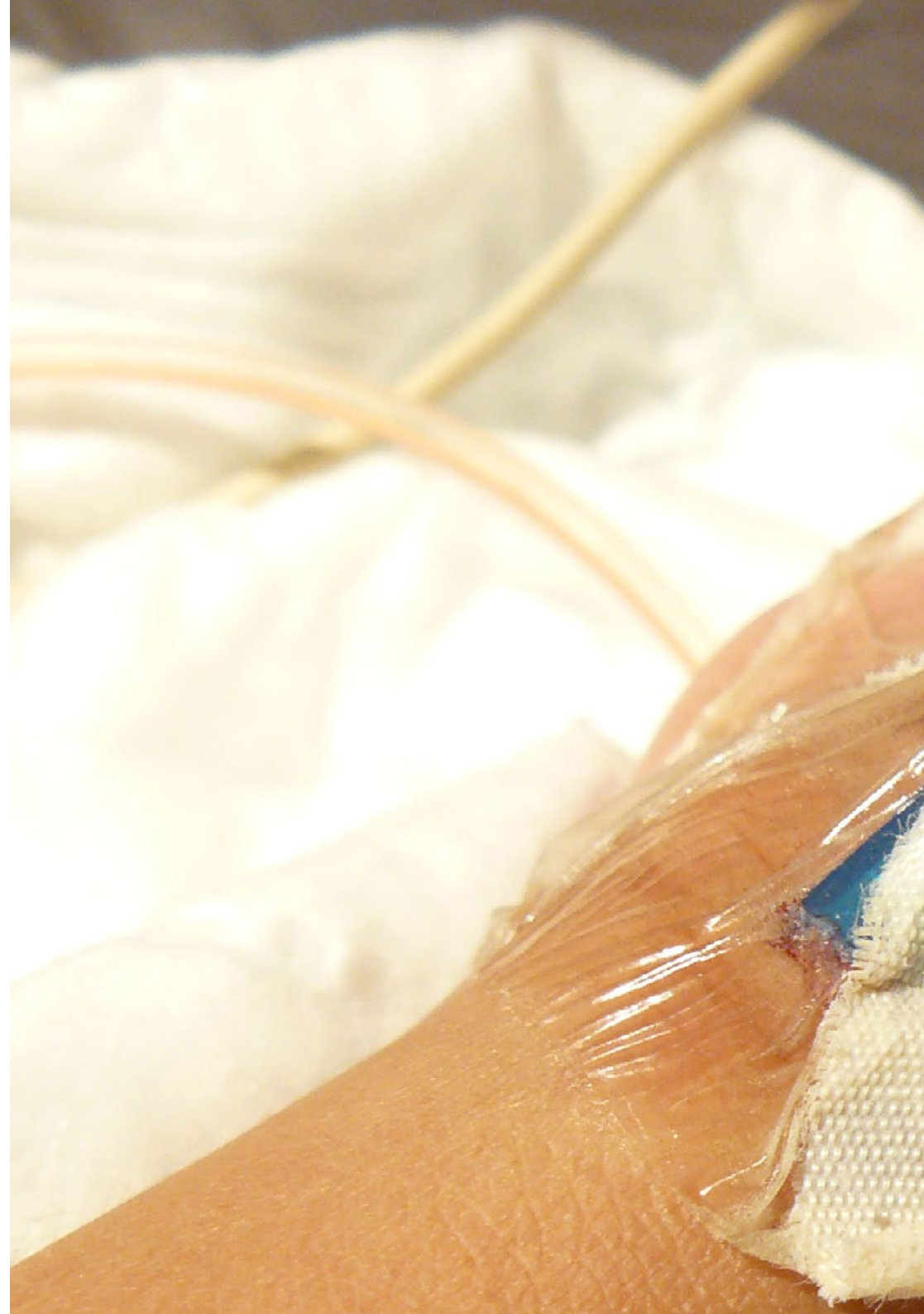


General Objective

- This program will enable nurses to detect obstetric emergencies during critical periods such as pregnancy, childbirth and the postpartum period. These skills will be of vital importance to reduce morbidity and mortality of the mother and newborn. With their studies, graduates will address specific care for each emergency pathology and, with excellence, will provide solutions to different health problems

“

Get up to date as a nurse on the latest trends and advances in the field of Obstetric and Neonatal Emergencies through this program of 1,620 hours of learning”





Specific Objectives

Module 1. Neonatal Emergencies

- ◆ Recognize and initiate timely management of urgent situations that may occur during the neonatal period
- ◆ Demonstrate midwifery skills to deal with these situations

Module 2. Non-obstetric Pathologies during Pregnancy

- ◆ Recognize and initiate timely management of the most frequent pathologies that could have obstetric repercussions
- ◆ Demonstrate midwifery skills to deal with these pathologies
- ◆ Adopt a multidisciplinary approach to these pathologies promoting communication and coordination between healthcare practitioners

Module 3. Infections in Pregnancy

- ◆ Recognize and initiate timely management of the most frequent infections that could have obstetric repercussions
- ◆ Demonstrate midwifery skills to deal with these infections
- ◆ Be able to deliver effective and targeted health education to prevent the pregnant woman from becoming infected and to avoid infecting the fetus

Module 4. Obstetric Emergencies in the First Trimester

- ◆ Recognize and initiate timely management pathologies occurring in the first trimester of pregnancy
- ◆ Demonstrate midwifery skills to deal with these pathologies
- ◆ Promote continuity of care for women suffering from first trimester pathology whether they are admitted to the hospital ward or discharged
- ◆ Be able to deliver effective and targeted health education for each of these pathologies

Module 5. Obstetric Emergencies in the Second and Third Trimester

- ◆ Recognize and initiate timely management of pathologies occurring in the second and third trimester of pregnancy
- ◆ Demonstrate midwifery skills to deal with these pathologies
- ◆ Promote continuity of care and communication with the rest of healthcare practitioners who will attend those pathologies that generally require hospital admission

Module 6. Obstetric Emergencies During the Dilation Phase of Labor

- ◆ Recognize and initiate timely management of urgent situations that may occur during the dilation phase of labor
- ◆ Identify and know how to perform the obstetric maneuvers indicated to solve each urgent situation during the dilation phase of labor
- ◆ Demonstrate midwifery skills to deal with these situations

Module 7. Obstetrical Emergencies During the Delivery Phase of Labor and Delivery

- ◆ Recognize and initiate timely management of urgent situations that may occur during the third stage of labor and delivery
- ◆ Identify and know how to perform the obstetric maneuvers indicated to solve each urgent situation during the third stage of labor and delivery
- ◆ Demonstrate midwifery skills to deal with these situations

Module 8. Postpartum Emergencies

- ◆ Recognize and initiate timely management of urgent situations that may occur during the postpartum period
- ◆ Identify and know how to perform the obstetric maneuvers indicated to solve each urgent situation during the postpartum period
- ◆ Demonstrate midwifery skills to deal with these situations





Module 9. Cardiopulmonary Resuscitation

- ◆ Recognize and initiate early management of disorders that promote cardiac arrest
- ◆ Demonstrate ability to apply basic life support
- ◆ Recognize and manage respiratory arrest of CPR until its completion or transfer of patient care
- ◆ Recognize the importance of team dynamics in overall performance
- ◆ Recognize and initiate the timely management of neonatal CPR until its completion or the transfer of patient care

Module 10. Special Situations

- ◆ Recognize and identify specific situations that occur less frequently in an obstetric emergency
- ◆ Initiate timely management of these situations
- ◆ Be able to carry out an adequate health education specific to each situation
- ◆ Demonstrate midwifery skills to deal with these situations
- ◆ Have a thorough understanding of the legal bases of informed consent in an emergency situation

04 Skills

After passing all the stages of this Hybrid Professional Master's Degree, nurses will have mastered specific skills to solve obstetric and neonatal emergencies. Specifically, graduates will be able to provide care for the care of the postpartum period, childbirth and pregnancy. In this way, they will help to reduce the most serious pathologies in women and babies.





“

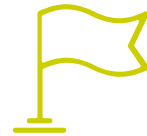
As a graduate of this TECH's program for nurses, you will be prepared to face stress and pressure situations during obstetric emergencies"



General Skills

- Deal with all types of neonatal emergencies
- Effectively treat non-obstetric pathologies arising during pregnancy
- Know the different types of infections that the patient can contract and how they affect pregnancy
- Quickly detect various infections during the first trimester of pregnancy
- Assess sociodemographic factors affecting the patient during pregnancy
- Monitor fetal well-being to ensure good obstetrical and neonatal outcomes
- Perform critical maneuvers to resolve obstetric emergencies at the end of labor
- General management of puerperal pathologies
- Master up-to-date neonatal resuscitation
- Detect signs of domestic abuse in pregnant women and newborns





Specific Skills

- ◆ Treat the most common surgical emergencies in the obstetrics and gynecology service
- ◆ Address the different diseases of the urinary system and skin conditions during pregnancy
- ◆ Discern the possible causes of fever in the pregnant woman
- ◆ Create a protocol for the most frequent infections that may have obstetric repercussions
- ◆ Gain in-depth knowledge of the severity criteria that necessitate referral or multidisciplinary work in the event of complications in the second and third trimester
- ◆ Treat obstetric emergencies that may arise in the dilation phase of labor and delivery
- ◆ Develop an action protocol for obstetric emergencies at the end of labor
- ◆ Resolve possible complications during breastfeeding
- ◆ Build detailed knowledge of life support in pregnancy
- ◆ Be aware of the legal considerations in obstetric emergencies

05

Course Management

The professors who teach this TECH's Hybrid Professional Master's Degree are carefully selected for their strong educational skills and extensive experience in Obstetric and Neonatal Emergency Care. This teaching team uses an innovative and effective methodology, combining theory and practice, to provide a complete update for nurses. In addition, these experts provide constant guidance to students during the theoretical stage of the program, supporting them in the analysis of concepts and trends.





“

Professionals of high prestige in the field of nursing make up the faculty of this excellent TECH program"

Management



Ms. Fernández López-Mingo, Raquel Desirée

- Midwife at Gregorio Marañón General University Hospital and San Rafael Hospital
- Midwife at the Cerro Almodovar Health Center in Madrid
- Graduate in Nursing at the Complutense University of Madrid
- EIR of Obstetrics and Gynecology, Gregorio Marañón General University Hospital
- Master's Degree in from Integration in Care and Clinical Problem Solving in Nursing, University of Alcalá de Henares



Ms. Muñoz Serrano, María del Carmen

- Midwife at the University del Sureste Hospital, in Arganda del Rey, and the HLA Moncloa Hospital in Madrid
- Midwife in the Infanta Sofía Hospital in in San Sebastián de los Reyes
- Degree in Nursing from the University of Granada
- EIR Anesthesiology Gynecology, Gregorio Marañón General University Hospital
- Master's Degree in from Integration in Care and Clinical Problem Solving in Nursing, University of Alcalá de Henares
- University Expert in Gynecologic, Obstetric and Neonatal Emergencies at the Catholic University of Avila



Professors

Ms. Hernando Alonso, Alba

- ♦ Midwife and Pediatric ICU Nurse at the Gregorio Marañón General University Hospital, Madrid
- ♦ Midwife at the 12 de Octubre University Hospital, Madrid
- ♦ Degree in Nursing from the University of Burgos

Mr. García Jerez, Pablo

- ♦ Specialist Nurse in Obstetrics and Gynecology at the Infanta Cristina University Hospital and HLA Moncloa University Hospital, Madrid
- ♦ Specialist Nurse at the Infanta Sofia University Hospital, La Riera Health Center and Germans Trias i Pujol University Hospital
- ♦ General nurse at Puerta de Hierro University Hospital, San Rafael Hospital, Avenida de Aragón Health Center and Ramón y Cajal University Hospital
- ♦ Graduated in Nursing from Pontificia de Comillas University
- ♦ University Expert in Gynecologic, Obstetric and Neonatal Emergencies for Midwives at the Catholic University of Avila

Ms. Durán Sierra, Sonia

- ♦ Midwife at the Ortigueira Health Center, in A Coruña, Spain
- ♦ Midwife in various health centers in Ferrol
- ♦ Midwife at the Entrevías Health Center
- ♦ Degree in Nursing from the University of Coruña
- ♦ EIR in Obstetrics and Gynecology , Gregorio Marañón University Hospital
- ♦ University Expert for Midwives in Gynecologic, Obstetric and Neonatal Emergencies at the Catholic University of Avila

Ms. Botella Domenech, Pilar

- ◆ Midwife at the Infanta Sofía University Hospital, Madrid
- ◆ Midwife at Gregorio Marañón University Hospital, Madrid
- ◆ Midwife at La Paz University Hospital, Madrid
- ◆ Nurse Specialist in Obstetrics and Gynecology at the Gregorio Marañón University Hospital, Madrid
- ◆ University Diploma in Nursing from the University of Alicante
- ◆ Grade in Human Nutrition and Dietetics from the Autonomous University of Madrid
- ◆ University Expert in Obstetric-Gynecological Emergencies by the Catholic University of Avila

Ms. Sánchez Boza, Pilar

- ◆ Midwife specialized in Sexuality and Couple Relationships
- ◆ Midwife specialized in Sexuality and Couple Relationships
- ◆ Midwife at Gregorio Marañón General University Hospital
- ◆ Midwife in Mauritania with Rotary International: Home ES, a humanitarian aid project
- ◆ Coach in Sexpol Foundation, talks on sexual education
- ◆ Speaker at annual conferences against gender violence
- ◆ Assistant Professor at the European University
- ◆ Professor of the subject "Care for Women"
- ◆ Professor of the subject Auxiliary in Care of Adults II, Care of Children and Adolescents and in the Nursing Degree
- ◆ Diploma in Nursing at Comillas Pontifical University
- ◆ Master's Degree in Humanitarian Health Aid from the University of Alcalá de Henares
- ◆ University Expert in Emergencies Accredited by the Complutense University of Madrid



**Ms. De Santiago Ochoa, Sofía**

- ◆ Nurse of the Nephrology and Dialysis Unit at the Gregorio Marañón University Hospital
- ◆ Midwife at Gregorio Marañón University Hospital
- ◆ Midwife at the Entrevías, Jose María Llanos, Moratalaz and Buenos Aires Health Centers
- ◆ Midwife in the Delivery, Emergency and High-Risk Hospitalization Service at the Gregorio Marañón University Hospital
- ◆ University Expert in Family and Community Nursing by the University of Alcalá
- ◆ University Expert in Nursing for Assisted Reproduction at the University Rey Juan Carlos
- ◆ University Expert in Emergency Care and Out-of-hospital Emergencies, Complutense University of Madrid
- ◆ University Expert in Critical Care by the Complutense University of Madrid
Diploma in Nursing from the Autonomous University of Madrid

Ms. Martínez Martín, Roxana

- ◆ Midwife at Gregorio Marañón Maternal-Child Hospital, Madrid
- ◆ Nurse at the Adult Emergency Department at La Paz General University Hospital, Madrid
- ◆ Fetal Physiopathology Service Nurse, Puerperium and Maternity Emergencies at La Paz Maternal-Children's University Hospital, Madrid
- ◆ Nurse from the Anesthesia and Resuscitation Unit of La Paz University Maternity Hospital, Madrid
- ◆ Diploma in Nursing from the Autonomous University of Madrid
- ◆ Nurse Resident Intern in Obstetrical-Gynecological Nursing at Nuestra Señora de Sonsoles Hospital
- ◆ Official Master's Degree in Emergency Nursing and Health Transport at CEU San Pablo University

06

Educational Plan

The syllabus of this program stands out in the educational market for its analysis of the most innovative procedures and technologies with which a nurse can deal with Obstetric and Neonatal Emergencies. The program consists of several teaching modules that cover the use of modern instruments such as ultrasound scans for neonates and drug infusion pumps after birth. At the same time, it delves into the most specific and efficient methods to reduce morbidity and morale of the mother and child. For all this, TECH relies on a 100% online and interactive learning platform and the innovative teaching method Relearning.





“

TECH offers you all the advantages of 100% online teaching through an interactive platform with multiple theoretical, multimedia and interactive resources"

Module 1. Neonatal Emergencies

- 1.1. Rh Isoimmunization
 - 1.1.1. Etiology and Risk Factors
 - 1.1.2. Diagnosis
 - 1.1.3. Effects on the Fetus
 - 1.1.4. Importance of Prevention in Obstetric Emergencies
- 1.2. Neonatal Infection
- 1.3. Surgical Emergencies
 - 1.3.1. Traumatology
 - 1.3.2. Digestive: Esophageal Atresia
 - 1.3.3. Umbilical
 - 1.3.4. Urogenital
 - 1.3.5. Neurological: Neural Tube Defects, Hydrocephalus
 - 1.3.6. Diaphragmatic Hernia
- 1.4. Neurological Problems
 - 1.4.1. Seizures
 - 1.4.2. Intrapartum Asphyxia: Hypoxic-Ischemic Encephalopathy
- 1.5. Metabolic Alterations
 - 1.5.1. Hyperglycemia
 - 1.5.2. Hypoglycemia
- 1.6. Congenital Metabolic Errors
- 1.7. Anaemia. Polycythemia. Hyperbilirubinemia
- 1.8. Congenital Heart Disease
- 1.9. Respiratory Pathology
- 1.10. Prematurity

Module 2. Non-obstetric Pathologies during Pregnancy

- 2.1. Respiratory System Diseases
 - 2.1.1. Physiological Changes in the Pregnant Woman
 - 2.1.2. Pathology in Pregnant Women
- 2.2. Hematologic and Circulatory Abnormalities
 - 2.2.1. Physiological Changes in the Pregnant Woman
 - 2.2.2. Anemias
 - 2.2.2.1. Microcytes
 - 2.2.2.2. Normocytes
 - 2.2.2.3. Macrocytes
 - 2.2.2.4. Rare
 - 2.2.3. Plateletopenia/Thrombocytopenia
 - 2.2.4. Von Willebrand Disease
 - 2.2.5. Circulatory Disorders
 - 2.2.5.1. Antiphospholipid Syndrome
 - 2.2.5.2. Hereditary Thrombophilias
 - 2.2.5.3. Varicose Veins
 - 2.2.5.4. Deep Vein Thrombosis
 - 2.2.5.5. Pulmonary Embolism
- 2.3. Heart Disease and Pregnancy
 - 2.3.1. Physiological Changes in the Pregnant Woman
 - 2.3.2. Risk Classification in Pregnant Women with Heart Disease
 - 2.3.3. Management of Heart Disease During Pregnancy
 - 2.3.4. Management of Heart Disease in Childbirth
 - 2.3.5. Management of Postpartum Heart Disease
- 2.4. Diseases the Urinary System
 - 2.4.1. Physiological Changes in the Pregnant Woman
 - 2.4.2. Asymptomatic Bacteriuria
 - 2.4.3. Cystitis
 - 2.4.4. Acute Pyelonephritis
 - 2.4.5. Obstructive Uropathy (Urolithiasis)

- 2.5. Skin Disorders
 - 2.5.1. Physiological Changes in the Pregnant Woman
 - 2.5.2. Pregnancy-Specific Dermatoses
 - 2.5.2.1. Gestational Herpes or Pterygioid Herpes in Pregnancy
 - 2.5.2.2. Polymorphous Rash in Pregnancy
 - 2.5.2.3. Gestational Prurigo
 - 2.5.2.4. Pruritic Folliculitis in Pregnancy
 - 2.5.3. Impetigo Herpetiformis
 - 2.5.4. Differential Diagnosis of Pruritus during Pregnancy
- 2.6. Endocrine System Diseases
 - 2.6.1. Physiological Changes in the Pregnant Woman
 - 2.6.2. Diabetes
 - 2.6.2.1. Types of Diabetes
 - 2.6.2.2. Hypoglycemia/Hyperglycemia
 - 2.6.2.3. Diabetic Ketosis
 - 2.6.2.4. Chronic Metabolic Complications
 - 2.6.3. Thyroid Disorders
 - 2.6.3.1. Hypothyroidism and Pregnancy
 - 2.6.3.2. Hyperthyroidism and Pregnancy
 - 2.6.3.3. Thyrotoxic Crisis
 - 2.6.4. Adrenal Gland Disorders
 - 2.6.4.1. Pheochromocytoma
- 2.7. Digestive System Diseases
 - 2.7.1. Physiological Changes in the Pregnant Woman
 - 2.7.2. Pathology in Pregnant Women
- 2.8. Nervous System Diseases
 - 2.8.1. Headaches and Migraines
 - 2.8.2. Bell's Palsy
 - 2.8.3. Epilepsy
 - 2.8.4. CVA
 - 2.8.5. Autonomous Dysreflexia

- 2.9. Autoimmune and Musculoskeletal Diseases during Pregnancy
 - 2.9.1. Physiological Changes in the Pregnant Woman
 - 2.9.2. Pathology in Pregnant Women
- 2.10. Psychiatric Disorders during Pregnancy
 - 2.10.1. Physiological Changes in the Pregnant Woman
 - 2.10.2. Pathology in Pregnant Women

Module 3. Infections in Pregnancy

- 3.1. Fever in Pregnant Women
 - 3.1.1. Fever, Short Duration Fever, Long Duration Fever, Fever of Unknown Origin, Bacterial, Systemic Inflammatory Response Syndrome, Sepsis
 - 3.1.2. Possible Causes of Fever in Pregnant Women
 - 3.1.3. Differential Diagnosis
- 3.2. Acute Gastroenteritis
 - 3.2.1. Types of Gastroenteritis
 - 3.2.2. Clinical Symptoms
 - 3.2.3. Diagnosis
 - 3.2.4. Treatment during Pregnancy
- 3.3. Bartholinitis
 - 3.3.1. Diagnosis
 - 3.3.2. Risk Factors
 - 3.3.3. Treatment
- 3.4. Vulvovaginitis
 - 3.4.1. Bacterial Vaginosis
 - 3.4.2. Candidiasis
- 3.5. Sexually Transmitted Diseases: Bacterial and Parasitic Diseases
 - 3.5.1. Chlamydia
 - 3.5.2. Gonorrhoea
 - 3.5.3. Trichomoniasis
 - 3.5.4. Syphilis
- 3.6. Sexually Transmitted Diseases
 - 3.6.1. HIV
 - 3.6.2. Genital Herpes

- 3.7. Tropical Diseases
 - 3.7.1. Trypanosomiasis or Chagas Disease
 - 3.7.2. Zika
 - 3.7.3. Dengue
 - 3.7.4. Malaria
 - 3.7.5. Cholera
 - 3.7.6. Leishmaniasis
- 3.8. Toxoplasmosis and Cytomegalovirus
 - 3.8.1. Toxoplasmosis
 - 3.8.2. Cytomegalovirus
- 3.9. Epstein Barr Virus, Parvovirus B19, Listeriosis
 - 3.9.1. Epstein Barr Virus
 - 3.9.2. Parvovirus B19
 - 3.9.3. Listeriosis
- 3.10. Rubella, Chickenpox and Measles
 - 3.10.1. Rubella
 - 3.10.2. Chickenpox
 - 3.10.3. Measles

Module 4. Obstetric Emergencies in the First Trimester

- 4.1. Hyperemesis Gravidarum:
 - 4.1.1. Etiology and Risk Factors
 - 4.1.2. Clinical Symptoms
 - 4.1.3. Diagnosis
 - 4.1.4. Treatment. Importance of Nutrition
- 4.2. Abdominal-Pelvic Pain in Pregnant Women
 - 4.2.1. Etiology
 - 4.2.2. Importance of Differential Diagnosis
 - 4.2.3. Complementary Tests
- 4.3. Metrorrhagia in the First Half of Pregnancy
 - 4.3.1. Threat of Abortion
 - 4.3.2. Intrauterine Hematomas: Retroplacental, Subchorionic, Subamniotic and Supracervical

- 4.4. Abortion
 - 4.4.1. Types
 - 4.4.2. Etiology and Risk Factors
 - 4.4.3. Diagnosis
- 4.5. Abortion Treatment and Complications
 - 4.5.1. Treatment
 - 4.5.2. Complications
- 4.6. Repeat Abortion and Psychoemotional Aspects
 - 4.6.1. Repeat Abortion
 - 4.6.2. Psychoemotional Aspects
- 4.7. Voluntary Termination of Pregnancy (VTP)
 - 4.7.1. Introduction
 - 4.7.2. Legal Assumptions of VTP
 - 4.7.3. Treatment
 - 4.7.4. Complications
 - 4.7.5. Selective Fetal Reduction or Discontinuation
- 4.8. Ectopic Pregnancy
 - 4.8.1. Uncertain Location Pregnancy
 - 4.8.2. Types of Ectopic Pregnancy
 - 4.8.3. Etiology and Risk Factors
 - 4.8.4. Diagnosis
 - 4.8.5. Treatment
- 4.9. Trophoblastic Disease
 - 4.9.1. Hydatidiform Mole
 - 4.9.2. Gestational Trophoblastic Tumor
- 4.10. HPV and Cervical Cancer in Pregnancy
 - 4.10.1. Screening during Gestation
 - 4.10.2. Treatment

Module 5. Obstetric Emergencies in the Second and Third Trimester

- 5.1. Threat of Premature Delivery
 - 5.1.1. Etiology and Risk Factors
 - 5.1.2. Clinical Symptoms
 - 5.1.3. Diagnosis
 - 5.1.4. Treatment
- 5.2. Premature Rupture of Membranes
 - 5.2.1. Etiology and Risk Factors
 - 5.2.2. Diagnosis
 - 5.2.3. Treatment
- 5.3. Chorioamnionitis
 - 5.3.1. Etiology and Risk Factors
 - 5.3.2. Clinical Symptoms
 - 5.3.3. Diagnosis
 - 5.3.4. Treatment
- 5.4. Cervical Deficiency
 - 5.4.1. Etiology and Risk Factors
 - 5.4.2. Diagnosis
 - 5.4.3. Treatment
- 5.5. Placenta Previa. Previous Vasa
 - 5.5.1. Etiology and Risk Factors
 - 5.5.2. Diagnosis
 - 5.5.3. Treatment
- 5.6. Detachment of a Normally Positioned Placenta
 - 5.6.1. Etiology and Risk Factors
 - 5.6.2. Diagnosis
 - 5.6.3. Treatment of Placental Abruption
- 5.7. Hepatopathy in Pregnancy
 - 5.7.1. Intrahepatic Cholestasis
 - 5.7.2. Fatty Liver

- 5.8. Hypertensive states of Pregnancy (EHE)
 - 5.8.1. Classification
 - 5.8.2. Etiology and Risk Factors
 - 5.8.3. Diagnosis
 - 5.8.4. Determination of the Degree of Severity
- 5.9. Preeclampsia in Pregnancy
 - 5.9.1. Preeclampsia
- 5.10. Eclampsia and HELLP syndrome
 - 5.10.1. Eclampsia
 - 5.10.2. HELLP Syndrome

Module 6. Obstetric Emergencies During the Dilation Phase of Labor

- 6.1. Labour and Delivery
 - 6.1.1. Prodromes of Labor
 - 6.1.2. Delivery
 - 6.1.3. Stages in the Birth Process
 - 6.1.4. Admission Criteria
- 6.2. Analgesia during the Dilatation Period
 - 6.2.1. Non-Pharmacological Pain Relief Methods
 - 6.2.2. Pharmacological Pain Relief Methods
 - 6.2.3. Complications
- 6.3. Methods of Monitoring Fetal Well-Being
 - 6.3.1. External Fetal Monitoring
 - 6.3.2. Internal Fetal Monitoring
 - 6.3.3. Basic Parameters for the Interpretation of Cardiotocographic Recordings
- 6.4. Risk of Loss of Fetal Well-Being
 - 6.4.1. Pathology Parameters for the Interpretation of Cardiotocographic Recordings
 - 6.4.2. Interpretation of the Register according to Different Agencies
 - 6.4.3. Other Complementary Tests
 - 6.4.4. Intrauterine Fetal Resuscitation
- 6.5. Dystocia during Childbirth Maternal Causes Dynamic Dystocia
 - 6.5.1. Dynamic Dystocia
 - 6.5.2. Diagnosis of Non-Progression of Labor

- 6.6. Birth Canal Dystocia
 - 6.6.1. Soft Canal Dystocia
 - 6.6.2. Boned Canal Dystocia
 - 6.6.3. Positioning during Delivery Fetal Descent
 - 6.7. Labor Dystocias: Ovarian Causes
 - 6.7.1. Umbilical Cord Knots
 - 6.7.2. Umbilical Cord Circulars
 - 6.7.3. Umbilical Cord Prolapse
 - 6.8. Labor Dystocias: Ovarian Causes
 - 6.8.1. Types of Podalic Presentation
 - 6.8.2. Vaginal Breech Delivery
 - 6.8.3. Complications
 - 6.9. Labor Dystocias: Other Presentations
 - 6.9.1. Anomalous Presentations: Face, Forehead, Chin
 - 6.9.2. Anomalous Presentations: Oblique and Transverse Situations
 - 6.9.3. Compound Presentations
 - 6.10. Amniotic Fluid Embolism
 - 6.10.1. Etiology and Risk Factors
 - 6.10.2. Diagnosis
 - 6.10.3. Performance
- Module 7. Obstetrical Emergencies During the Delivery Phase of Labor and Delivery**
- 7.1. Shoulder Dystocia
 - 7.1.1. Risk Factors
 - 7.1.2. First, Second and Third Level Maneuvers
 - 7.1.3. Effects on the Fetus
 - 7.2. Instrumental Delivery
 - 7.2.1. Types of Instrumental Delivery
 - 7.3. Emergency Cesarean
 - 7.3.1. Indication for Urgent Cesarean Section
 - 7.3.2. Preparation of the Pregnant Woman for Urgent Caesarean Section
 - 7.3.3. Analgesia in Emergency Cesarean Section

- 7.4. Special Situations during Delivery
 - 7.4.1. Preterm Delivery
 - 7.4.2. Twin Delivery
- 7.5. Hemorrhage associated with Childbirth and early Puerperium
 - 7.5.1. Etiology and Risk Factors
 - 7.5.2. Classification
 - 7.5.3. Diagnosis and Quantification of Hemorrhage
- 7.6. Uterine Atony and Coagulation Disturbances in Hemorrhage Associated with Childbirth and Early Puerperium
 - 7.6.1. Uterine Atony
 - 7.6.1.1. Medical treatment
 - 7.6.1.2. Surgical Management
 - 7.6.2. Coagulation Alterations
- 7.7. Trauma to the Birth Canal
 - 7.7.1. Cervico-Vaginal and Perineal Trauma
- 7.8. Retention of Placenta or Ovarian Adnexa
 - 7.8.1. Retention of Placenta or Ovarian Adnexa
 - 7.8.1.1. Diagnosis
 - 7.8.1.2. Etiology and Risk Factors
 - 7.8.1.3. Delivery Maneuvers
 - 7.8.1.4. Performance and Treatment
 - 7.8.1.5. Umbilical Cord Breakage
- 7.9. Placental Accreta and Uterine Inversion
 - 7.9.1. Placenta Accrete
 - 7.9.1.1. Diagnosis
 - 7.9.1.2. Etiology
 - 7.9.1.3. Treatment
 - 7.9.2. Uterine Inversion
 - 7.9.2.1. Diagnosis
 - 7.9.2.2. Degrees of Uterine Inversion
 - 7.9.2.3. Performance and Maneuvers
- 7.10. Uterine Rupture
 - 7.10.1. Classification (Dehiscence and Tearing)
 - 7.10.2. Diagnosis
 - 7.10.3. Treatment

Module 8. Postpartum Emergencies

- 8.1. Postpartum Infection
 - 8.1.1. Genital Tract and Pelvic Infections
 - 8.1.1.1. Risk Factors
 - 8.1.1.2. Signs and Symptoms by Extent
 - 8.1.1.2.1. Endometritis
 - 8.1.1.2.2. Salpingitis
 - 8.1.1.2.3. Pelvipерitonitis
 - 8.1.1.2.4. Pelvic Celulitis or Parametritis
 - 8.1.1.2.5. Pelvic Thrombophlebitis
 - 8.1.1.2.6. Generalized Peritonitis
 - 8.1.1.2.7. Perineum, Vagina and Cervix Infection
 - 8.1.1.2.8. Cesarean Wound Infection
 - 8.1.1.2.9. Septicemia
 - 8.1.1.3. Treatment and Care
 - 8.1.2. Urinary Infection
 - 8.1.3. Respiratory infection. Mendelson's Syndrome
- 8.2. Birth Canal Complications
 - 8.2.1. Dehiscence
 - 8.2.1.1. Risk Factors
 - 8.2.1.2. Treatment
 - 8.2.2. Vulvar/Perineal Haematoma
 - 8.2.2.1. Risk Factors
 - 8.2.2.2. Treatment
- 8.3. Urinary Disturbances in the Postpartum Period
 - 8.3.1. Voiding Dysfunction and Urinary Retention
 - 8.3.2. Urinary Incontinence
- 8.4. Thromboembolic Disease in the Puerperium
 - 8.4.1. Etiology and Risk Factors
 - 8.4.2. Most Common Postpartum Thrombosis
 - 8.4.3. Diagnosis
 - 8.4.4. Treatment and Prevention
- 8.5. Cardiac and Endocrine Disorders
 - 8.5.1. Puerperal Hypertension
 - 8.5.2. Peripartum Cardiomyopathy
 - 8.5.3. Postpartum Thyroiditis
 - 8.5.4. Sheehan Syndrome
- 8.6. Psychosocial Maladjustment in the Postpartum Period
 - 8.6.1. Mother-Baby Bonding Issues
 - 8.6.2. Postpartum Depression: Maternity Blues
 - 8.6.3. Puerperal Psychosis
- 8.7. Breast Pathology
 - 8.7.1. Breast Lesions. Cracks
 - 8.7.2. Candidiasis
 - 8.7.3. Raynaud's Phenomenon
- 8.8. Breast Engorgement and Milk Pearls
 - 8.8.1. Mammary Ingurgitation
 - 8.8.2. Milk Pearls
- 8.9. Breast Duct Obstruction
 - 8.9.1. Mastitis
 - 8.9.2. Breast Abscess
- 8.10. Post Epidural Puncture Headache
 - 8.10.1. Risk Factors
 - 8.10.2. Diagnosis
 - 8.10.3. Clinical Symptoms
 - 8.10.4. Treatment

Module 9. Cardiopulmonary Resuscitation

- 9.1. Cardiopulmonary Resuscitation (RCP) for Pregnant Women
 - 9.1.1. Etiology of Cardiorespiratory Arrest (CRA)
 - 9.1.2. Incidence
 - 9.1.3. Survival
 - 9.1.4. Risk Factors
- 9.2. Basic CPR for Pregnant Women
 - 9.2.1. Situation Assessment
 - 9.2.2. Basic CPR Algorithm
 - 9.2.3. Changes to CPR for Pregnant Women
- 9.3. Advanced CPR for Pregnant Women
 - 9.3.1. ADVANCED CPR Algorithm
- 9.4. Trauma in Pregnant Woman and Perimortem Caesarean Section
 - 9.4.1. Gravdic Modifications
 - 9.4.2. Trauma Management for Pregnant Women
 - 9.4.3. Perimortem Cesarean Section
- 9.5. Neonatal Resuscitation
 - 9.5.1. Adaptation to Extrauterine Life
 - 9.5.2. Incidence
 - 9.5.3. Anticipation and Team Preparation
 - 9.5.4. Maternal and Neonatal Risk Factors
- 9.6. First Steps in Neonatal Resuscitation
 - 9.6.1. Initial Assessment
 - 9.6.2. Initial Stabilization
 - 9.6.3. Routine Care
 - 9.6.4. Cord Clamping
- 9.7. Algorithms for CPR in Pregnant Women: Current Clinical Guidelines:
 - 9.7.1. Evaluation after First Steps
 - 9.7.2. Respiratory Support
 - 9.7.3. Circulatory Support
 - 9.7.4. Medication in Resuscitation

- 9.8. Special Situations in Neonatal CPR: Intrapartum Meconium and Prematurity
 - 9.8.1. Meconium
 - 9.8.2. The Premature Newborn
 - 9.8.3. Newborn < 32 weeks
- 9.9. Other Special Situations in Neonatal CPR
 - 9.9.1. Pneumothorax
 - 9.9.2. Congenital Diaphragmatic Hernia (CDH)
 - 9.9.3. Fetal Hydrops
 - 9.9.4. Choanal Atresia
 - 9.9.5. Pierre-Robin Sequence
 - 9.9.6. Prenatal Diagnostic Upper Area Pathway Involvement: EXIT Technique
- 9.10. Post-Resuscitation Care
 - 9.10.1. Post-Resuscitation Care for Pregnant Women
 - 9.10.2. Post-Resuscitation Care of the Neonate
 - 9.10.3. Maternal Intercenter Transport
 - 9.10.4. Neonatal Intercenter Transport

Module 10. Special Situations

- 10.1. Out-of-Hospital Birth
 - 10.1.1. Performance
 - 10.1.2. Necessary Material for Childbirth Care
 - 10.1.3. Precautions and Recommendations
 - 10.1.4. Attention upon Arrival at the Hospital
- 10.2. Drug Addiction and Pregnancy
 - 10.2.1. Management during Pregnancy and Postpartum
 - 10.2.2. Effects on the Fetus
- 10.3. Domestic Violence during Pregnancy
 - 10.3.1. Concept of Violence and Risk Factors in Pregnancy
 - 10.3.2. Types of Violence
 - 10.3.3. The Cycle of Violence
 - 10.3.4. Detection of Domestic Violence
 - 10.3.5. Action Protocol for Domestic Violence



- 10.4. Sexual Assault during Pregnancy
 - 10.4.1. Types of Sexual Offenses based on the Penal Code
 - 10.4.2. Action Protocol
- 10.5. Pseudocyesis
 - 10.5.1. Prevalence and Epidemiology
 - 10.5.2. Pathogenesis and Risk Factors
 - 10.5.3. Diagnosis
 - 10.5.4. Treatment
- 10.6. Antepartum Fetal Death
 - 10.6.1. Causes and Risk Factors
 - 10.6.2. Action Protocol
 - 10.6.3. Bereavement Care
- 10.7. Cancer and Pregnancy: Chemotherapy Drugs in Pregnancy
- 10.8. Transplants and Pregnancy
- 10.9. SARS CoV2 Infection and Pregnancy
- 10.10. Informed Consent in Urgent Care
 - 10.10.1. Types of Consent
 - 10.10.2. Revocation of Informed Consent
 - 10.10.3. Special Considerations for the Urgent Care of Minors
 - 10.10.4. Special Considerations for the Urgent Care of Persons under Guardianship

“ *The syllabus of this Hybrid Professional Master's Degree has been designed so that you can overcome its contents in a fast and flexible way, based on the innovative learning methodology of Relearning*”

07

Clinical Internship

After passing the online theoretical period, the program includes a practical training period in a clinical center of reference for the Nursing sector. From there, participants will be accompanied by an assistant tutor who will supervise their academic progress and implement dynamic and complex learning tasks.



“

Don't wait any longer to enroll in this program that will open the doors, for 3 weeks, of a hospital institution of international prestige"

The second stage of TECH's Hybrid Professional Master's Degree in Obstetric and Neonatal Emergency Nursing consists of a clinical internship of 120 educational hours. During 3 weeks, the professional will attend a hospital center from Monday to Friday to complete the updating of their skills.

In the chosen institution, according to their educational interests and geographic location, they will have access to modern interventionalists who follow state-of-the-art therapeutic protocols. In this way, you will acquire a complete vision of the main advances in the sector and will perfect your skills. In addition, you will work with experienced experts and will be supported by an assistant tutor to quickly assimilate the tasks of this practical internship program.

The practical part will be carried out with the active participation of the student performing the activities and procedures of each area of competence (learning to learn and learning to do), with the accompaniment and guidance of teachers and other fellow trainees that facilitate teamwork and multidisciplinary integration as transversal competencies for nursing praxis (learning to be and learning to relate).

The procedures described below will form the basis of the practical part of the internship, and their implementation is subject to both the suitability of the patients and the availability of the center and its workload, with the proposed activities being as follows:

“

Receive specialized education in an institution that can offer you all these possibilities, with an innovative academic program and a human team that will help you develop your full potential”





Module	Practical Activity
New Technologies applied in Obstetric and Neonatal Emergencies applied from a Nursing perspective	Use vital signs monitors to monitor the values that indicate the health condition of the mother and newborn
	Adjust mechanical ventilation parameters according to the breathing difficulties of the patients and monitor their physiologic response
	Administer medications and fluids prescribed by the physicians by means of Infusion pumps
	Perform ultrasound-guided scans to assist in catheter placement and explore internal pathologies of neonatal patients
	Check blood oxygen values by means of specific saturation monitors
Latest Nursing Trends in Obstetric Emergencies	Monitor the progress of labor, providing physical and emotional support to the mother
	Operate to place the baby in the correct position in the birth canal
	Assess fetal status and detect any signs of distress that may affect the baby
	Perform uterine compression to control possible internal hemorrhage of a pregnant woman in the postpartum period
	Administer oxygen to patients for signs of fetal distress, maternal hypoxia, or respiratory complications
	Apply neonatal and maternal resuscitation maneuvers with bag and mask ventilation or endotracheal intubation
Latest Nursing Strategies to Manage Neonatal Emergencies	Control pain, infections and reduce maternal blood pressure using medications prescribed by the medical staff
	Stabilize the newborn's airway by techniques such as suctioning of the airway or placement of an endotracheal tube
	Check blood oxygen saturation in infants with signs of hypoxia and other respiratory complications
	Monitor newborn vital signs using precision tools to assess heart rate and other signs of deterioration
	Place catheters as needed to deliver fluids and medications to the critically ill infant
Perform neonatal resuscitation with specific techniques or by using bag and mask ventilation	

Civil Liability Insurance

This institution's main concern is to guarantee the safety of the trainees and other collaborating agents involved in the internship process at the company. Among the measures dedicated to achieve this is the response to any incident that may occur during the entire teaching-learning process.

To this end, this entity commits to purchasing a civil liability insurance policy to cover any eventuality that may arise during the course of the internship at the center.

This liability policy for interns will have broad coverage and will be taken out prior to the start of the practical training period. That way professionals will not have to worry in case of having to face an unexpected situation and will be covered until the end of the internship program at the center.



General Conditions of the Internship Program

The general terms and conditions of the internship agreement for the program are as follows:

1. TUTOR: During the Hybrid Professional Master's Degree, students will be assigned with two tutors who will accompany them throughout the process, answering any doubts and questions that may arise. On the one hand, there will be a professional tutor belonging to the internship center who will have the purpose of guiding and supporting the student at all times. On the other hand, they will also be assigned with an academic tutor whose mission will be to coordinate and help the students during the whole process, solving doubts and facilitating everything they may need. In this way, the student will be accompanied and will be able to discuss any doubts that may arise, both clinical and academic.

2. DURATION: The internship program will have a duration of three continuous weeks, in 8-hour days, 5 days a week. The days of attendance and the schedule will be the responsibility of the center and the professional will be informed well in advance so that they can make the appropriate arrangements.

3. ABSENCE: If the students does not show up on the start date of the Hybrid Professional Master's Degree, they will lose the right to it, without the possibility of reimbursement or change of dates. Absence for more than two days from the internship, without justification or a medical reason, will result in the professional's withdrawal from the internship, therefore, automatic termination of the internship. Any problems that may arise during the course of the internship must be urgently reported to the academic tutor.

4. CERTIFICATION: Professionals who pass the Hybrid Professional Master's Degree will receive a certificate accrediting their stay at the center.

5. EMPLOYMENT RELATIONSHIP: The Hybrid Professional Master's Degree shall not constitute an employment relationship of any kind.

6. PRIOR EDUCATION: Some centers may require a certificate of prior education for the Hybrid Professional Master's Degree. In these cases, it will be necessary to submit it to the TECH internship department so that the assignment of the chosen center can be confirmed.

7. DOES NOT INCLUDE: The Hybrid Professional Master's Degree will not include any element not described in the present conditions. Therefore, it does not include accommodation, transportation to the city where the internship takes place, visas or any other items not listed

However, students may consult with their academic tutor for any questions or recommendations in this regard. The academic tutor will provide the student with all the necessary information to facilitate the procedures in any case.

08

Where Can I Do the Clinical Internship?

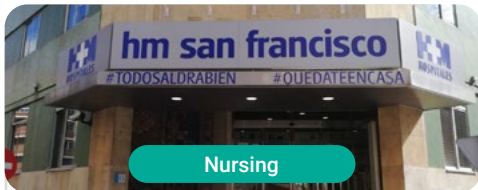
Under the premise of ensuring the best possible update, TECH offers nurses the opportunity to carry out this practical internship in a prestigious health institution. From these facilities, they will have access to state-of-the-art resources and technologies for the performance of advanced procedures in the care of emergency, obstetric and neonatal patients. In this way, they will be able to broaden their vision of this field, developing the indispensable skills for its proper development.





“

TECH carefully chooses the healthcare centers that are part of the practical stage of this intensive Hybrid Professional Master's Degree”



Nursing

Hospital HM San Francisco


Country	City
Spain	León

Address: C. Marqueses de San Isidro, 11,
24004, León

Network of private clinics, hospitals and specialized centers distributed throughout Spain.

Related internship programs:

- Update in Anesthesiology and Resuscitation
- Nursing in the Traumatology Department





“

Make the most of this opportunity to surround yourself with expert professionals and learn from their work methodology”

09

Methodology

This academic program offers students a different way of learning. Our methodology uses a cyclical learning approach: **Relearning**.

This teaching system is used, for example, in the most prestigious medical schools in the world, and major publications such as the **New England Journal of Medicine** have considered it to be one of the most effective.





“

Discover Relearning, a system that abandons conventional linear learning, to take you through cyclical teaching systems: a way of learning that has proven to be extremely effective, especially in subjects that require memorization"

At TECH Nursing School we use the Case Method

In a given situation, what should a professional do? Throughout the program, students will face multiple simulated clinical cases, based on real patients, in which they will have to do research, establish hypotheses, and ultimately resolve the situation. There is an abundance of scientific evidence on the effectiveness of the method. Nurses learn better, faster, and more sustainably over time.

With TECH, nurses can experience a learning methodology that is shaking the foundations of traditional universities around the world.



According to Dr. Gérvas, the clinical case is the annotated presentation of a patient, or group of patients, which becomes a "case", an example or model that illustrates some peculiar clinical component, either because of its teaching power or because of its uniqueness or rarity. It is essential that the case is based on current professional life, in an attempt to recreate the real conditions in professional nursing practice.

“

Did you know that this method was developed in 1912, at Harvard, for law students? The case method consisted of presenting students with real-life, complex situations for them to make decisions and justify their decisions on how to solve them. In 1924, Harvard adopted it as a standard teaching method”

The effectiveness of the method is justified by four fundamental achievements:

1. Nurses who follow this method not only grasp concepts, but also develop their mental capacity, by evaluating real situations and applying their knowledge.
2. The learning process has a clear focus on practical skills that allow the nursing professional to better integrate knowledge acquisition into the hospital setting or primary care.
3. Ideas and concepts are understood more efficiently, given that the example situations are based on real-life.
4. Students like to feel that the effort they put into their studies is worthwhile. This then translates into a greater interest in learning and more time dedicated to working on the course.



Relearning Methodology

At TECH we enhance the case method with the best 100% online teaching methodology available: Relearning.

This university is the first in the world to combine case studies with a 100% online learning system based on repetition combining a minimum of 8 different elements in each lesson, which is a real revolution compared to the simple study and analysis of cases.



The nurse will learn through real cases and by solving complex situations in simulated learning environments. These simulations are developed using state-of-the-art software to facilitate immersive learning.

At the forefront of world teaching, the Relearning method has managed to improve the overall satisfaction levels of professionals who complete their studies, with respect to the quality indicators of the best online university (Columbia University).

With this methodology we have trained more than 175,000 nurses with unprecedented success in all specialities regardless of practical workload. Our pedagogical methodology is developed in a highly competitive environment, with a university student body with a strong socioeconomic profile and an average age of 43.5 years old.

Relearning will allow you to learn with less effort and better performance, involving you more in your specialization, developing a critical mindset, defending arguments, and contrasting opinions: a direct equation to success.

In our program, learning is not a linear process, but rather a spiral (learn, unlearn, forget, and re-learn). Therefore, we combine each of these elements concentrically.

The overall score obtained by TECH's learning system is 8.01, according to the highest international standards.



This program offers the best educational material, prepared with professionals in mind:



Study Material

All teaching material is produced by the specialists who teach the course, specifically for the course, so that the teaching content is really specific and precise.

These contents are then applied to the audiovisual format, to create the TECH online working method. All this, with the latest techniques that offer high quality pieces in each and every one of the materials that are made available to the student.



Nursing Techniques and Procedures on Video

We introduce you to the latest techniques, to the latest educational advances, to the forefront of current medical techniques. All of this in direct contact with students and explained in detail so as to aid their assimilation and understanding. And best of all, you can watch them as many times as you want.



Interactive Summaries

The TECH team presents the contents attractively and dynamically in multimedia lessons that include audio, videos, images, diagrams, and concept maps in order to reinforce knowledge.

This exclusive educational system for presenting multimedia content was awarded by Microsoft as a "European Success Story".



Additional Reading

Recent articles, consensus documents and international guidelines, among others. In TECH's virtual library, students will have access to everything they need to complete their course.





Expert-Led Case Studies and Case Analysis

Effective learning ought to be contextual. Therefore, TECH presents real cases in which the expert will guide students, focusing on and solving the different situations: a clear and direct way to achieve the highest degree of understanding.



Testing & Retesting

We periodically evaluate and re-evaluate students' knowledge throughout the program, through assessment and self-assessment activities and exercises, so that they can see how they are achieving their goals.



Classes

There is scientific evidence suggesting that observing third-party experts can be useful.

Learning from an Expert strengthens knowledge and memory, and generates confidence in future difficult decisions.



Quick Action Guides

TECH offers the most relevant contents of the course in the form of worksheets or quick action guides. A synthetic, practical, and effective way to help students progress in their learning.



10 Certificate

The Hybrid Professional Master's Degree in Obstetric and Neonatal Emergency Nursing guarantees students, in addition to the most rigorous and up-to-date education, access to a Professional Master's Degree diploma issued by TECH Technological University.



“

Successfully complete this program and receive your university qualification without having to travel or fill out laborious paperwork”

This **Hybrid Professional Master's Degree in Obstetric and Neonatal Emergency Nursing** contains the most complete and up-to-date program on the professional and educational field.

After the student has passed the assessments, they will receive their corresponding Hybrid Professional Master's Degree diploma issued by TECH Technological University via tracked delivery*.

In addition to the diploma, students will be able to obtain an academic transcript, as well as a certificate outlining the contents of the program. In order to do so, students should contact their academic advisor, who will provide them with all the necessary information.

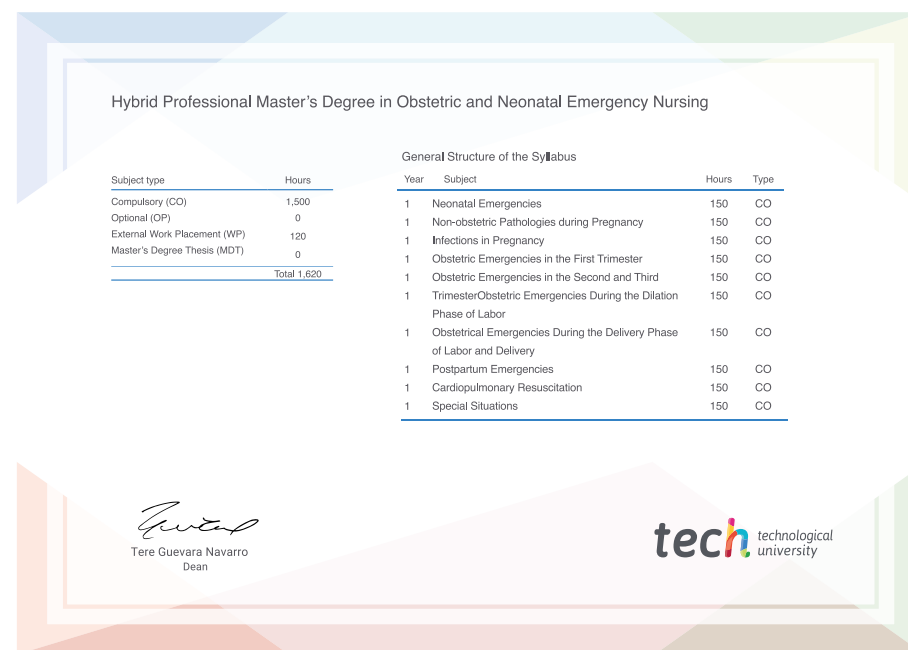
Title: **Hybrid Professional Master's Degree in Obstetric and Neonatal Emergency Nursing**

Course Modality: **Hybrid (Online + Clinical Internship)**

Duration: **12 months**

Certificate: **TECH Technological University**

Teaching Hours: **1,620 h.**



*Apostille Convention. In the event that the student wishes to have their paper diploma issued with an apostille, TECH EDUCATION will make the necessary arrangements to obtain it, at an additional cost.

future
health confidence people
education information tutors
guarantee accreditation teaching
institutions technology learning
community commitment
personalized service innovation
knowledge preservation quality
development languages
virtual classroom



Hybrid Professional Master's Degree

Obstetric and Neonatal
Emergency Nursing

Modality: Hybrid (Online + Clinical Internship)

Duration: 12 months.

Certificate: TECH Technological University

Teaching Hours: 1,620 hours.

Hybrid Professional Master's Degree

Obstetric and Neonatal
Emergency Nursing