

# Professional Master's Degree

## Update on General and Digestive System Surgery





## Professional Master's Degree Update on General and Digestive System Surgery

- » Modality: online
- » Duration: 12 months
- » Certificate: TECH Technological University
- » Dedication: 16h/week
- » Schedule: at your own pace
- » Exams: online

Website: [www.techtitute.com/us/medicine/professional-master-degree/master-update-general-digestive-system-surgery](http://www.techtitute.com/us/medicine/professional-master-degree/master-update-general-digestive-system-surgery)

# Index

01

Introduction

---

*p. 4*

02

Objectives

---

*p. 8*

03

Skills

---

*p. 14*

04

Course Management

---

*p. 18*

05

Structure and Content

---

*p. 28*

06

Methodology

---

*p. 32*

07

Certificate

---

*p. 40*

# 01

# Introduction

Modern surgery is advancing at an incredible pace. Techniques and procedures are constantly changing and advancing, but the speed at which these changes take place, together with the amount of scientific documentation that is published week by week, make it almost impossible for surgeons to incorporate them into daily practice right away. With this academic program, TECH offers surgeons the opportunity to return to the forefront, by providing them with the most advanced educational technology available today, which is capable of adapting processes to specialists' needs with a high degree of versatility.





“

*Scientific advances are constantly improving the quality of surgical practice. As a result, keeping up to date is the key to providing better patient care”*

In recent years, General and Digestive System Surgery has experienced remarkable developments that are largely the result of overcoming increasingly complex challenges associated with surgical practice, especially in the areas of solid organ transplantation, oncological surgery, emergency surgery, telesurgery, and robotic surgery. In these fields, technological and computer innovations, the use of biomaterials, and techniques such as radiodiagnosis, have completely changed the landscape.

In this sense, new developments in the surgical field oblige specialists to update their knowledge, to study the available evidence, and to develop new skills that allow them to keep up with technological and scientific advances that subsequently improve the health of patients.

Therefore, this Professional Master's Degree in Update on General and Digestive System Surgery allows specialists to access this knowledge in a simple way, which enables them to adapt the educational process to their personal and professional needs.



*Move back to the forefront of general surgery with this Professional Master's Degree, designed so that you can expand your knowledge in the most comprehensive way possible"*

This **Professional Master's Degree in Update on General and Digestive System Surgery** contains the most complete and up-to-date scientific program on the market. Its most important features include:

- Development of more than 80 clinical cases, recorded with POV (Point of View) systems from different angles, presented by experts in surgery and other specialties. The graphic, schematic, and practical contents with which they are created, provide scientific and practical information on the disciplines that are essential for professional practice
- Presentation of practical workshops on procedures and techniques
- An algorithm-based interactive learning system for decision-making in the clinical situations presented throughout the course
- Action protocols and clinical practice guidelines, which cover the most important latest developments in this specialist area
- Theoretical lessons, questions to the expert, debate forums on controversial topics, and individual reflection assignments
- Special emphasis on test-based medicine and research methodologies in surgical procedures
- Access to contents from any fixed or portable device with an internet connection

“ *This Professional Master's Degree is the best investment you can make, for two reasons: you will obtain a Professional Master's Degree from TECH Technological University, and you will acquire the best and most up-to-date education in General and Digestive System Surgery*”

The teaching staff includes a team of healthcare professionals who bring their experience to this training program, as well as renowned specialists from leading scientific societies.

The multimedia content developed with the latest educational technology will provide the surgeon with situated and contextual learning, i.e., a simulated environment that will provide immersive training program to train in real situations.

This program is designed around Problem-Based Learning, whereby the surgeon must try to solve different professional practice situations that arise during the course. For this reason, you will be assisted by an innovative, interactive video system created by renowned and experienced experts in the field of general and digestive system surgery with extensive teaching experience.

*It is the best academic program on the market in this field, also because of its price-quality ratio.*

*Improve your surgical skills with this specialized training and become a sought-after professional.*



# 02 Objectives

As stated, the purpose of this university learning program is to update the knowledge of professionals in General and Digestive System Surgery. It is the first one taught in Spanish that fulfills the triple objective of updating scientific-technical knowledge, professional competence and updating skills and abilities, and updating professional certificates and accreditations. The following is a detailed breakdown of the objectives that the teaching team has set for this Professional Master's Degree program.







“

*This program will increase your confidence in surgical practice, and will help you to continue to grow professionally"*

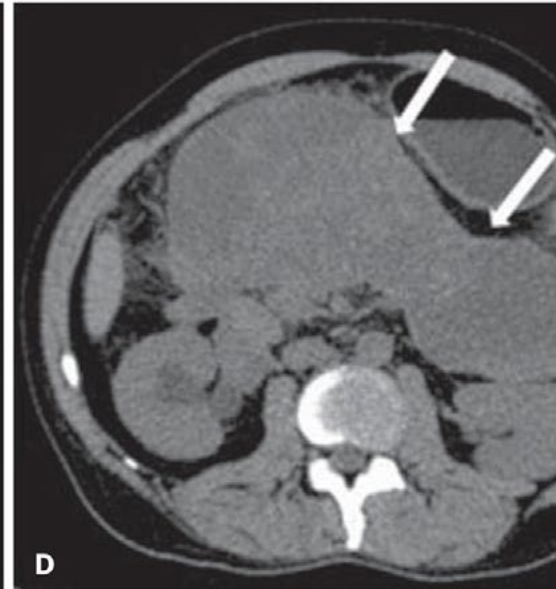
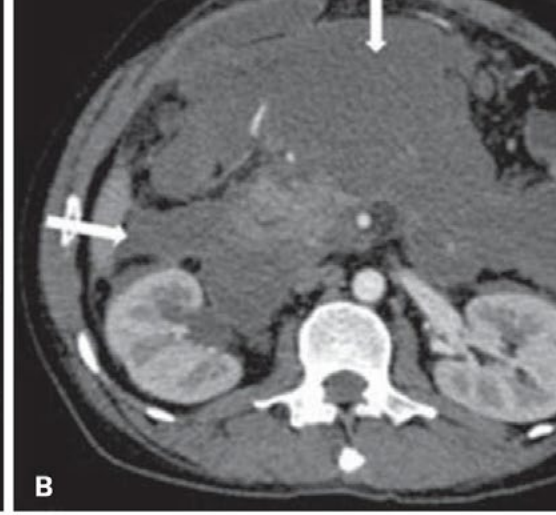
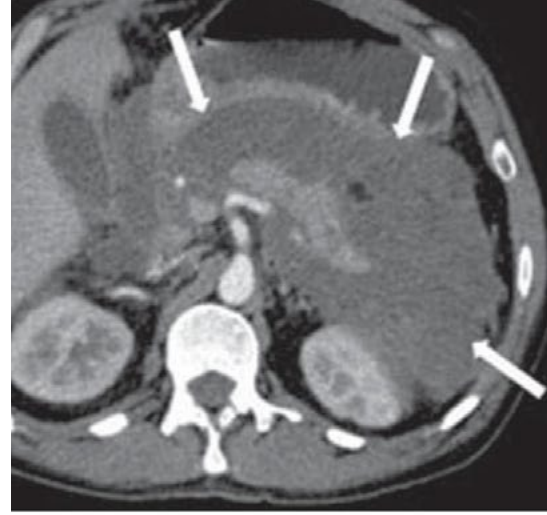


### General Objective

- Learn about latest advancements in the most frequently used procedures and techniques for routine clinical practice in General and Digestive System Surgery; as such, this program provides answers to questions commonly posed by specialists



*Acquire the skills required to specialize in this field and give a boost to your profession"*



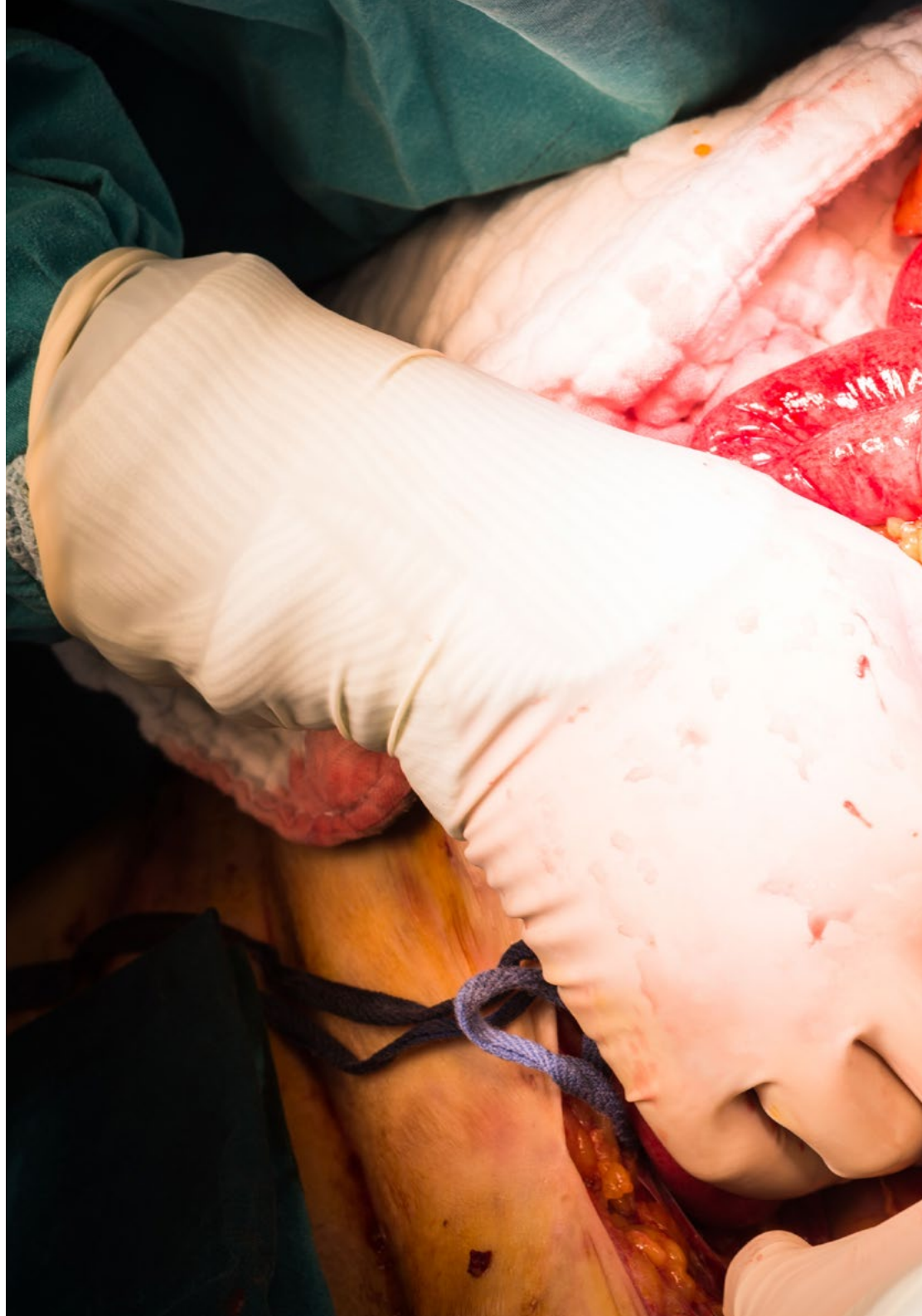


## Specific Objectives

---

- Define the rationale, indications, limitations, and cost-effectiveness of esophagogastric surgical techniques and alternative treatments
- Establish the differences between diaphragmatic hernias and sliding hiatal hernias
- Define the treatment of achalasia, as well as its endoscopic and surgical therapeutic management
- Address management of benign esophagogastric tumors
- Establish approach and treatment plan for esophageal diverticula
- Explain practical management of patients with esophagogastric cancer
- Describe the principles and processes of bariatric surgery
- Explain the gastric sleeve process within restrictive bariatric surgery
- Emphasize the importance of gastric bypass for the treatment of morbid obesity, and describe the malabsorptive restrictive surgical process
- Describe the indications of other bariatric techniques, such as the elastic band or duodenal switch methods
- Address the surgical treatment of cholelithiasis
- Surgical treatment of cholestatic diseases and bile duct and gallbladder tumors
- Explain surgical process in the treatment of cysts and primary sclerosing cholangitis
- Describe the surgical approach to bile duct tumors
- Describe the surgical approach to gallbladder tumors
- Define and characterize primary liver tumors and identify applications of interventional radiology in liver lesions
- Address treatment of liver metastases of colorectal and non-colorectal origin
- Describe candidate selection criteria for liver transplantation, surgical basis of transplantation, and immunosuppressive drugs
- Explain the surgical approach to liver cysts and abscesses
- Establish differences between and characterize acute and chronic pancreatitis
- Analyze surgical processes in treatment of pancreatic tumors and anatomopathological considerations in pancreatic cancer
- Address surgical management of neuroendocrine tumors
- Address surgical management of cystic tumors of the pancreas
- Lay the foundations for medical oncology and radiotherapy in colon cancer
- Describe principles of colon cancer surgery
- Establish differential characteristics in right, left and transverse colon cancer approaches
- Describe rectal cancer surgery principles
- Describe characteristics, similarities and differences in abdominal, transanal and combined approaches to rectal cancer surgery
- Address rectal prolapse and rectocele surgical management
- Explain surgical approach in deep pelvic endometriosis treatment

- ♦ Explain surgical technique in the management of hemorrhoids
- ♦ Develop surgical procedure for fissure treatment
- ♦ Address surgical management of anal fistulas and abscesses
- ♦ Describe surgical management of pilonidal sinus and hidradenitis suppurativa
- ♦ Outline indications for the surgical approach to anal incontinence treatment
- ♦ Indicate the importance of anal HPV in the incidence of anal intraepithelial neoplasia, and in anal squamous cell carcinoma
- ♦ Establish principles of inflammatory bowel disease
- ♦ Address Crohn's disease surgical management
- ♦ Describe Ulcerative Colitis surgical process
- ♦ Describe clinical features of thyroid surgery in the treatment of thyroid nodule and multinodular goiter, hyperthyroidism, and thyroid cancer
- ♦ Address primary, secondary, and tertiary hyperparathyroidism surgical management
- ♦ Describe features of the adrenal gland
- ♦ Address surgical management of open abdomen and evisceration
- ♦ Explain surgical process in eventrations treatment
- ♦ Describe surgical treatment of inguinal hernias
- ♦ Specify breast surgery principles
- ♦ Explain breast cancer principles, its indications and surgical characteristics





- ◆ Determine peritoneal carcinomatosis surgery principles
- ◆ Explain indications and clinical features of peritoneal carcinomatosis surgery
- ◆ Address general surgical procedures and techniques as applied in patients under emergency treatment for upper and lower gastrointestinal bleeding
- ◆ Describe general surgical procedures and techniques as applied in patients under emergency treatment for acute cholecystitis, cholangitis, appendicitis, and diverticulitis
- ◆ Address general surgical procedures and techniques management applied in patients under emergency treatment for acute mesenteric ischemia
- ◆ Describe innovations in general and digestive system surgery: in surgical learning, in surgical devices, in NOTES surgery, and in Cell Therapy and Surgery
- ◆ Highlight the role of Information and Communication Technologies as applied to surgery
- ◆ Explain indications and importance of robotic surgery
- ◆ Address the characteristics of financing, protection and innovation transfer in surgery

# 03 Skills

Once students have successfully completed the assessments of this Professional Master's Degree Update on General and Digestive Surgery, they will have acquired the professional abilities they need to conduct quality and updated medical practices based on recent scientific evidence. This will allow them to address a wide range of conditions that may require surgical intervention, as well as to identify and accurately apply protocols according to the medical condition in question.





“

*With this program you will be able to master new diagnostic and therapeutic procedures in surgical patients”*



## Basic Skills

---

- ♦ Possess and understand knowledge that provides a basis or opportunity to be original in the development and/or application of ideas, often in a research context
- ♦ Know how to apply acquired knowledge and problem-solving skills in new or unfamiliar environments within broader (or multidisciplinary) contexts related to the area of study
- ♦ Integrate knowledge and face the complexity of making judgments based on incomplete or limited information, including reflections on the social and ethical responsibilities linked to the application of their knowledge and judgments
- ♦ Know how to communicate conclusions, knowledge, and supporting arguments to specialized and non-specialized audiences, in a clear and unambiguous way
- ♦ Acquire the learning skills that will enable further study in a largely self-directed or autonomous manner



## General Skills


---

- ♦ Develop within the Profession in terms of working with other Health Professionals, acquiring skills to work as a team
- ♦ Recognize the need to maintain and update professional skills, with special emphasis on autonomous and continuous learning of new information
- ♦ Develop the capacity for critical analysis and research in your professional field



*Seize the opportunity and take the step to get up-to-date on the latest developments in general surgery"*





## Specific Skills

---

- ♦ Point out the indications and limitations of gastroesophageal surgical techniques and alternative treatments
- ♦ Differentiate diaphragmatic hernias from sliding hiatal hernias
- ♦ Explain the approach to benign esophagogastric tumors and patients with gastroesophageal cancer
- ♦ Explain therapeutic plan for esophageal diverticula
- ♦ Identify and explain characteristics and indications of restrictive and mixed bariatric surgery, as well as other bariatric techniques
- ♦ Develop surgical procedure for cholestatic diseases and bile duct and gallbladder tumors
- ♦ Identify interventional radiology applications in liver lesions
- ♦ Select liver transplant candidates and describe the surgical basis of transplantation and the utility of immunosuppressive drugs
- ♦ Define surgical principles for the management of pancreatic, neuroendocrine, and cystic pancreatic tumors
- ♦ Specify differences in the approach to acute and chronic pancreatitis
- ♦ Describe the role of medical and radiotherapy oncology in colon cancer, and principles of colon cancer surgery
- ♦ Point out differences and similarities in abdominal, transanal and combined approaches to rectal cancer surgery
- ♦ Explain different surgical techniques for anal surgery
- ♦ Explain surgical principles in the management of Crohn's Disease and Ulcerative Colitis
- ♦ Describe thyroid, parathyroid, and adrenal gland surgery
- ♦ Explain management of open abdomen and evisceration, inguino-crural hernias, and eventrations
- ♦ Identify indications and procedures in peritoneal carcinomatosis surgery
- ♦ Define general surgical procedures and techniques applied to patients with digestive emergencies
- ♦ Identify innovations in the field of General and Digestive System Surgery and the role of Information and Communication Technologies as applied to surgery
- ♦ Use web resources and ICT for personal and professional use
- ♦ Perform documentation research through electronic tools available on the web, in order to locate quality information
- ♦ Carry out a critical and in-depth study of a topic of scientific interest within the field of General and the Digestive System Surgery
- ♦ Communicate result findings after having analyzed, evaluated, and synthesized the data
- ♦ Identify the most important databases in the Health Sciences in order to perform adequate and reliable searches
- ♦ Describe the process of critical reading of scientific publications
- ♦ Write material to be published or presented at conferences

# 04

# Course Management

The materials are the result of collaboration between a team of renowned professionals in the surgical field who work in leading hospitals. As such, each of them has contributed all the experience gained during the course of their respective medical functions throughout their careers to the program's academic itinerary. However, one of the most notable features of this academic program is the number of professors, approximately 80, who guarantee an education as precise as their scalpels, as each one will teach very specific parts of the curriculum.





“

*Learn the latest advances in general and digestive system surgery from leading professionals”.*

## Management



### Dr. Díaz Domínguez, Joaquín

In Memoriam

"Dr. Joaquín Díaz Domínguez was at the head of this program in its numerous editions, leading the teaching team, collaborating intensively, and going out of his way to continue spreading his knowledge of medicine and surgery to everyone that has had the opportunity to participate in this program

From TECH Technological University, we want to pay a heartfelt tribute full of affection and gratitude for his dedication and commitment during these years, always lending himself to others and sharing his experience unconditionally, to contribute to continue saving lives and caring for people who have needed it most

Thank you very much, Joaquín"



### Dr. Pascual Migueláñez, Isabel

- ♦ Bachelor's Degree in Medicine from the Autonomous University Madrid
- ♦ Doctorate from the Autonomous University of Madrid with the thesis "Use of sutures coated with stem cells (biosutures) in colic anastomoses. An experimental study in rats" with the qualification "Outstanding cum laude"
- ♦ Resident Doctor from the MIR program in General and Digestive System Surgery at La Paz University Hospital. Madrid
- ♦ Specialist in General and Digestive System Surgery at the Infanta Sofía University Hospital, San Sebastián de los Reyes, Madrid. Hepatobiliopancreatic Surgery Unit
- ♦ Specialist in General and Digestive System Surgery at La Paz University Hospital, Madrid. Colorectal Surgery Unit



### **Dr. Trébol López, Jacobo**

- ♦ Bachelor's Degree in Medicine and Surgery from the Autonomous University of Madrid
- ♦ PhD in Surgery from the Autonomous University of Madrid for the thesis "Application of stem cells derived from adipose tissue in the repair of anal sphincters in a model of sphincter injury" "An experimental study in rats" with the qualification "Outstanding cum laude"
- ♦ Specialist in General and Digestive System Surgery through the MIR program at La Paz University Hospital, Madrid
- ♦ Professional practice as a Specialist at the Avila Health Care Complex (2011-2016), at La Paz University Hospital (2016-2018), and at the Salamanca University Health Care Complex, since January 2018
- ♦ Postgraduate university education: Higher Diploma: Specialization in Ultrasound for Surgeons, from the University of Zaragoza (2015), European Diploma "Hepatic Pancreatic and Biliary Cancers - Oncosurgical Strategies from the University of Paris Sud (2016); Master's Degree in Update in General and Digestive System Surgery, CEU Cardenal Herrera University (2018)



### **Dr. Álvarez Gallego, Mario**

- ♦ Degree in Medicine and Surgery from the University of Alcalá de Henares
- ♦ Diploma of Advanced Studies (DAS): "Use of mesenchymal stem cells to prevent the formation of intra-abdominal adhesions" Autonomous University of Madrid. Surgery Department. Grade. Outstanding, Cum Laude
- ♦ Residency in General and Digestive System Surgery at La Paz University Hospital, Madrid
- ♦ Specialist in General and Digestive System Surgery, Colorectal Surgery Unit, Infanta Sofía Hospital
- ♦ Specialist in General and Digestive System Surgery at the Infanta Cristina Hospital, Parla, Madrid
- ♦ Specialist in General and Digestive System Surgery, Colorectal Surgery Unit, La Paz Hospital, Madrid
- ♦ Rotations: General and Digestive System Surgery Service, Son Llätzer Hospital, Palma de Mallorca; Abdominal Organ Transplant Unit, 12 de Octubre Hospital, Madrid; Polytraumatized Patient Unit, Los Angeles County Hospital, University of Southern California (USC), Los Angeles, California, U.S

## Professors

### Dr. Aguilera Bazán, Alfredo

- ♦ Urology Department. La Paz University Hospital, Madrid

### Dr. Alkorta Zuloaga, Maialen

- ♦ General and Digestive System Surgery Department. Donostia Hospital, San Sebastián

### Dr. Ayuela García, Susana

- ♦ General and Digestive System Surgery Department. La Paz University Hospital, Madrid

### Dr. Belinchón Olmeda, Belén

- ♦ Radiation Oncology Service. La Paz University Hospital, Madrid

### Dr. Borda Arrizabalaga, Nerea

- ♦ General and Digestive System Surgery Department. Donostia Hospital, San Sebastián

### Dr. Burgos García, Aurora

- ♦ Gastroenterology Department. La Paz University Hospital, Madrid

### Dr. Castell Gómez, José Tomás

- ♦ General and Digestive System Surgery Department. La Paz University Hospital, Madrid

### Dr. Chaparro Cabeza, M<sup>a</sup> Dolores

- ♦ General and Digestive System Surgery Department. Puerta de Hierro University Hospital, Madrid

### Dr. Corripio Sánchez, Ramón

- ♦ General and Digestive System Surgery Department. La Paz University Hospital, Madrid

### Dr. Cristóbal Poch, Lidia

- ♦ General and Digestive System Surgery Department. La Paz University Hospital, Madrid

### Dr. Cuadrado García, Ángel

- ♦ General and Digestive System Surgery Department. Infanta Sofía University Hospital, Madrid

### Dr. Custodio Carretero, Ana

- ♦ Medical Oncology Department. La Paz University Hospital, Madrid

### Dr. Del Castillo Díez, Federico

- ♦ General and Digestive System Surgery Department. Infanta Sofía University Hospital, Madrid. Associate Professor at the European University of Madrid

### Dr. Esteban Agustí, Enrique

- ♦ General and Digestive System Surgery Department. Infanta Sofía University Hospital, Madrid

### Dr. Feliu Batlle, Jaime

- ♦ Head of the Medical Oncology Department. La Paz University Hospital, Madrid

### Dr. Feltes Ochoa, Rosa

- ♦ Dermatology Department. La Paz University Hospital, Madrid

### Dr. Fernández Cebrián, José María

- ♦ Head of the General and Digestive System Surgery Department. Alcorcón Foundation University Hospital, Madrid. Professor at Rey Juan Carlos University

### Dr. Fernández Luengas, David

- ♦ Associate Head of the General and Digestive System Surgery Department. University Quirón Salud Madrid
- ♦ Associate Professor at the European University of Madrid

**Dr. Fernández Sánchez, Rocío**

- ♦ General and Digestive System Surgery Department. Infanta Sofía University Hospital, Madrid

**Dr. Ferrero Celemín, Esther**

- ♦ General and Digestive System Surgery Department. Infanta Sofía University Hospital, Madrid

**Dr. Freire Torres, Eugenio**

- ♦ General and Digestive System Surgery Service. Medical-Surgical Center for Digestive Diseases and General and Digestive System Surgery Department, La Milagrosa Hospital, Madrid, Spain

**Dr. Froilán Torres, Consuelo**

- ♦ Head of the Gastroenterology Department. La Paz University Hospital, Madrid

**Dr. García Sancho, Luís**

- ♦ General and Digestive System Surgery Department. Infanta Sofía University Hospital, Madrid
- ♦ Associate Professor at the European University of Madrid

**Dr. García Sanz, Iñigo**

- ♦ General and Digestive System Surgery Department. . La Princesa Hospital, Madrid

**Dr. Georgiev Hristov, Tihomir**

- ♦ General and Digestive System Surgery Department. Jiménez Díaz Foundation, Madrid

**Dr. Ghanem Cañete, Ismael**

- ♦ Medical Oncology Department. La Paz University Hospital, Madrid

**Dr. Gil Yonte, Pablo**

- ♦ General and Digestive System Surgery Department. Alcorcón Foundation Hospital, Madrid

**Dr. Gómez Ramírez, Joaquín**

- ♦ General and Digestive System Surgery Department. Jiménez Díaz Foundation, Madrid

**Dr. Gómez Senent, Silvia**

- ♦ Gastroenterology Department. La Paz University Hospital, Madrid

**Dr. González Gómez, Carolina**

- ♦ General and Digestive System Surgery Department. La Paz University Hospital, Madrid

**Dr. González Sánchez, Juan Antonio**

- ♦ Head of the General and Digestive System Surgery Section Department. La Paz University Hospital, Madrid

**Dr. Guerra Azcona, Gonzalo**

- ♦ General and Digestive System Surgery Department. Medical-Surgical Center for Digestive Diseases and Department of General and Digestive System Surgery, La Milagrosa Hospital, Madrid, Spain

**Dr. Guerra PASTRIÁN, Laura**

- ♦ Anatomic Pathology Service. La Paz University Hospital, Madrid

**Dr. Heras Garceau, María**

- ♦ General and Digestive System Surgery Department. La Paz University Hospital, Madrid

**Dr. Herrera Sampablo, Ana**

- ♦ General and Digestive System Surgery Department. Can Misses Hospital, Ibiza

**Dr. Higuera Gómez, Oliver**

- ♦ Medical Oncology Department. La Paz University Hospital, Madrid

**Dr. Jiménez Toscano, Marta**

- ♦ General and Digestive System Surgery Department. Barcelona Clinical Hospital

**Dr. López Baena, José Ángel**

- ♦ General and Digestive System Surgery Department. Gregorio Marañón University Hospital, Madrid
- ♦ Associate Professor of Surgical Pathology I of the Surgery Department

**Dr. López Carrasco, Ana**

- ♦ Obstetrics and Gynecology Service. La Paz University Hospital, Madrid

**Dr. López Monclús, Javier**

- ♦ General and Digestive System Surgery Department. Puerta de Hierro University Hospital, Madrid

**Dr. Lucena de la Poza, José Luís**

- ♦ General and Digestive System Surgery Department. Puerta de Hierro University Hospital, Madrid

**Dr. Marijuán Martín, José L**

- ♦ Digestive System Service. Unit D Section Head
- ♦ Coloproctology. La Paz University Hospital, Madrid

**Dr. Marín Serrano, Eva**

- ♦ Gastroenterology Department. La Paz University Hospital, Madrid

**Dr. Martín Arranz, Eduardo**

- ♦ Gastroenterology Department. La Paz University Hospital, Madrid

**Dr. Martín Arranz, María Dolores**

- ♦ Head of the Gastroenterology Department. La Paz University Hospital, Madrid

**Dr. Martínez Marín, Virginia**

- ♦ Medical Oncology Department. La Paz University Hospital, Madrid

**Dr. Martínez Puente, Carmen**

- ♦ General Surgery Department. CEMTRO Clinic. Madrid

**Dr. Morandeira Rivas, Antonio**

- ♦ General and Digestive System Surgery Department. "La Mancha-Centro" Hospital Complex. Alcázar de San Juan

**Dr. Moreno Sanz, Carlos**

- ♦ Head of the General and Digestive System Surgery Department. "La Mancha-Centro" Hospital Complex. Alcázar de San Juan

**Dr. Nasimi Sabbagh, Rula**

- ♦ General and Digestive System Surgery Department. La Paz University Hospital, Madrid

**Dr. Noguera Aguilar, José F**

- ♦ Head of the General and Digestive System Surgery Department. A Coruña University Hospital Complex

**Dr. Novo Torres, Joan Ricardo**

- ♦ Radiodiagnostic Service, Vascular, and Interventional Radiology Section. La Paz University Hospital, Madrid

**Dr. Olea, Joseba**

- ♦ General and Digestive System Surgery Department. Son Espases Hospital, Palma de Mallorca

**Dr. Osorio Silla, Irene**

- ♦ General and Digestive System Surgery Department. Jiménez Díaz Hospital Foundation, Madrid



**Dr. Pérez-Robledo, Juan Pedro**

- ♦ General and Digestive System Surgery Department. La Paz University Hospital, Madrid

**Dr. Ponce Dorrego, María Dolores**

- ♦ Radiodiagnostic Service, Vascular, and Interventional Radiology Section. La Paz University Hospital, Madrid

**Dr. Priego Jiménez, Pablo**

- ♦ General and Digestive System Surgery Department. Ramón y Cajal University Hospital, Madrid

**Dr. Prieto Nieto, Isabel**

- ♦ General and Digestive System Surgery Department. La Paz University Hospital, Madrid. Associate Professor at the AUM

**Dr. Pueyo Rabanal, Alberto**

- ♦ General and Digestive System Surgery Department. Puerta de Hierro University Hospital, Madrid

**Dr. Quiñones Sampedro, José Edecio**

- ♦ General and Digestive System Surgery. University Health Care Complex of Salamanca. Spain

**Dr. Recarte Rico, María**

- ♦ General and Digestive System Surgery Department. La Paz University Hospital, Madrid

**Dr. Rodríguez Martín, Marcos**

- ♦ General and Digestive System Surgery Department. Gregorio Marañón Hospital Madrid

**Dr. Rodríguez Rodríguez, Isabel**

- ♦ Radiation Oncology Service. La Paz University Hospital, Madrid

**Dr. Rodríguez Salas, Nuria**

- ♦ Medical Oncology Department. La Paz University Hospital, Madrid

**Dr. Rubio Pérez, Inés**

- ♦ General and Digestive System Surgery Department. La Paz University Hospital, Madrid

**Dr. Salinas Gómez, Javier**

- ♦ General and Digestive System Surgery Department. La Paz University Hospital, Madrid

**Dr. Sánchez López, J. Daniel**

- ♦ General and Digestive System Surgery Department. Infanta Sofía University Hospital, Madrid
- ♦ Associate Professor at the European University of Madrid

**Dr. Sánchez Simón, Estela**

- ♦ Lawyer and Innovation and Knowledge Transfer Manager at the Innovation Support Unit of the Hospital's Health Research Institute La Paz University Hospital, (IdiPAZ). Madrid

**Dr. Tone Villanueva, Jorge Fernando**

- ♦ General and Digestive System Surgery Department. La Paz University Hospital, Madrid

**Dr. Trébol López, Jacobo**

- ♦ General and Digestive System Surgery Department. La Paz University Hospital, Madrid

**Dr. Vázquez Jiménez, Wenceslao**

- ♦ General and Digestive System Surgery Department. Gregorio Marañón University Hospital, Madrid

**Dr. York Pineda, Elisa**

- ♦ General and Digestive System Surgery Department. La Paz University Hospital, Madrid

**Dr. Zorrilla Ortúzar, Jaime**

- ♦ General and Digestive System Surgery Department. Gregorio Marañón University Hospital, Madrid

**Dr. Muñoz Bellvís, Luis**

- ♦ General and Digestive System Surgery. University Health Care Complex of Salamanca. University of Salamanca. Spain

**Dr. López Ramírez, Mario Alberto**

- ♦ Colon and Rectal Surgery Service. Central Military Hospital. Mexico City. Mexico

**Dr. Álvarez Peña, Estíbaliz**

- ♦ General and Digestive System Surgery. La Paz University Hospital. Madrid, Spain

**Dr. Zapata Syro, Camilo**

- ♦ General and Digestive System Surgery. La Paz University Hospital. Madrid, Spain

**Dr. González Alcolea, Natalia**

- ♦ General and Digestive System Surgery. La Paz University Hospital. Madrid, Spain

**Dr. Gazo Martínez, José Antonio**

- ♦ General and Digestive System Surgery. La Paz University Hospital. Madrid, Spain

**Dr. Gómez Valdazo, Adela**

- ♦ General and Digestive System Surgery. Infanta Leonor Hospital. Madrid

**Dr. Eguía Larrea, Marta**

- ♦ General and Digestive System Surgery. University Health Care Complex of Salamanca. Spain

**Dr. Juan Fernández, Andrés**

- ♦ General and Digestive System Surgery. University Health Care Complex of Salamanca. Spain



**Dr. Díaz Roldán, Jorge**

- ♦ General and Digestive System Surgery. University Health Care Complex of Salamanca. Spain

**Dr. León Arellano, Miguel**

- ♦ General and Digestive System Surgery. Jiménez Díaz Hospital Foundation Hospital. Madrid

**Dr. Nogués Pevidal, Ana**

- ♦ General and Digestive System Surgery. Miguel Servet University Hospital, Zaragoza, Spain

**Dr. Pintor Tortolero, José**

- ♦ General and Digestive System Surgery. Virgen del Rocío University Hospital. Sevilla, España

**Dr. Muñoz de Nova, José Luis**

- ♦ General and Digestive System Surgery. La Princesa University Hospital. Madrid. Spain

**Dr. Ostios García, Lorena**

- ♦ Radiation Oncology Service. La Paz University Hospital. Madrid. Spain

**Dr. Viamontes Ugalde, Francisco**

- ♦ General and Digestive System Surgery. La Princesa University Hospital. Madrid. Spain

**Dr. Segura Sampedro, Juan José**

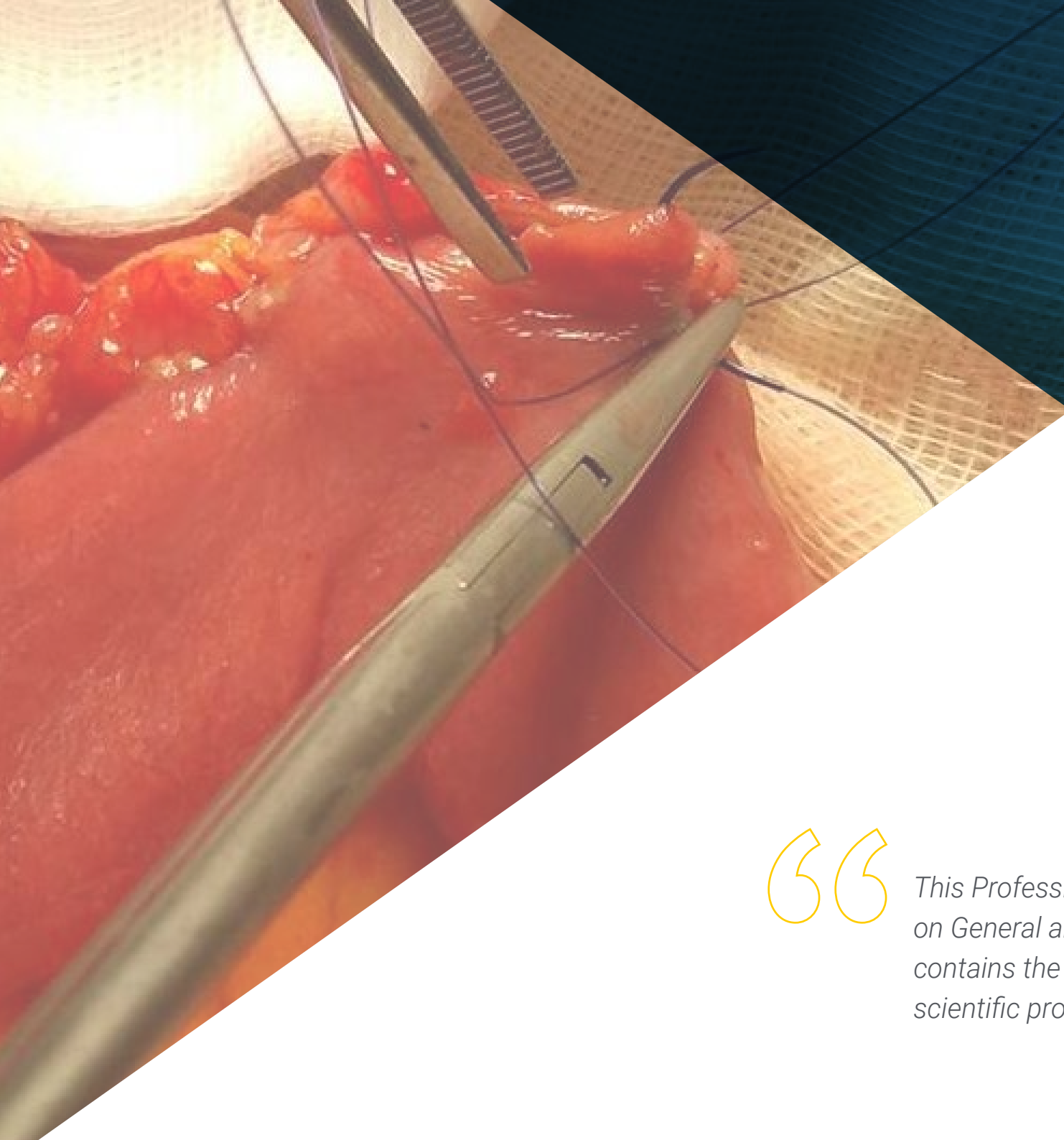
- ♦ Hepatobiliopancreatic Surgery and Peritoneal Oncologic Surgery Unit, General and Digestive System Surgery Department, Son Espases University Hospital, Palma de Mallorca, Spain

05

# Structure and Content

The structure of the syllabus has been designed by a team of professionals with knowledge of the implications of medical preparation in the approach to surgical patients, who are aware of the relevance of the up-to-date specialization, and are committed to quality teaching using new educational technologies.





“

*This Professional Master's Degree Update on General and Digestive System Surgery contains the most complete and up-to-date scientific program on the market”*

### Module 1. Esophagogastric Surgery

- 1.1. Achalasia and Other Esophageal Motility Disorders
- 1.2. Hiatal Hernia and GERD Barrett's Esophagus
- 1.3. Esophageal Diverticula
- 1.4. Non-Hiatal Diaphragmatic Hernias
- 1.5. Benign Esophageal and Gastric Tumors
- 1.6. Principles of Surgical Oncology
- 1.7. Malignant Esophageal Tumors
- 1.8. Malignant Gastric Tumors: Gastrectomy Complications and Sequelae
- 1.9. Medical and Radiation Oncology for Esophagogastric Tumors

### Module 2. Bariatric Surgery

- 2.1. Principles of Bariatric Surgery
- 2.2. Restrictive Surgery: Gastric Sleeve
- 2.3. Mixed Surgery (Restrictive-Malabsorptive): Gastric Bypass
- 2.4. Other Bariatric Techniques

### Module 3. Bile Duct Surgery

- 3.1. Cholelithiasis
- 3.2. Choledocholithiasis
- 3.3. Cysts and Primary Sclerosing Cholangitis
- 3.4. Gallbladder Tumors
- 3.5. Bile Duct Tumors

### Module 4. Liver Surgery

- 4.1. Hepatocellular Carcinoma
- 4.2. Benign Liver Tumors
- 4.3. Other Malignant Liver Tumors
- 4.4. Interventional Radiology in Hepatic Lesions
- 4.5. Treatment of Liver Metastases of Colorectal and Non-Colorectal Origin
- 4.6. Medical Oncology in Liver Metastases
- 4.7. Liver Transplant
- 4.8. Liver Cysts and Abscesses

### Module 5. Pancreatic and Spleen Surgery

- 5.1. Acute Pancreatitis
- 5.2. Chronic Pancreatitis
- 5.3. Pancreatic Head Tumors and Ampullary Carcinoma
- 5.4. Pancreatic Body and Tail Tumors
- 5.5. Anatomopathologic Considerations in Pancreatic Cancer
- 5.6. Neuroendocrine Tumors
- 5.7. Pancreatic Cystic Tumors
- 5.8. Pancreas, Intestinal and Multivisceral Transplant
- 5.9. Spleen Surgery and Benign and Malignant Pathology

### Module 6. Colon Surgery

- 6.1. Principles of Colon Cancer Surgery
- 6.2. Right Hemicolectomy
- 6.3. Left Colon Cancer
- 6.4. Transverse Colon Cancer
- 6.5. Medical and Radiation Oncology for Colon Cancer

### Module 7. Rectal Surgery

- 7.1. Principles of Rectal Cancer Surgery
- 7.2. Abdominal Approach to Rectal Cancer Surgery
- 7.3. Transanal Approach to Rectal Cancer Surgery
- 7.4. Combined Approach to Rectal Cancer Surgery
- 7.5. Comprehensive Oncological Treatment for Rectal Cancer
- 7.6. Anatomopathological Considerations in Rectal Cancer
- 7.7. Rectal Prolapse and Rectocele
- 7.8. Deep Pelvic Endometriosis

**Module 8. Anal Surgery**

- 8.1. Anal Fissure
- 8.2. Anal Fistula and Abscess
- 8.3. Anal HPV: Anal Intraepithelial Neoplasia and Epidermoid Carcinoma
- 8.4. Anal Cancer
- 8.5. Hemorrhoids
- 8.6. Anal Incontinence
- 8.7. Pilonidal Sinus and Hidradenitis Suppurativa

**Module 9. Inflammatory Bowel Disease**

- 9.1. Principles of Inflammatory Bowel Disease
- 9.2. Crohn's Disease Surgery
- 9.3. Perianal Crohn's Disease
- 9.4. Ulcerative Colitis Surgery

**Module 10. Endocrine Surgery**

- 10.1. Thyroid Nodule and Multinodular Goiter
- 10.2. Hyperthyroidism
- 10.3. Thyroid Cancer
- 10.4. Primary Hyperparathyroidism
- 10.5. Secondary and Tertiary Hyperparathyroidism
- 10.6. Adrenal Gland Surgery

**Module 11. Abdominal Wall Surgery**

- 11.1. Laparotomies and Closure. Midline and Lateral Hernias
- 11.2. Inguinal Hernias
- 11.3. Eventrations. Eventration Prophylaxis
- 11.4. Management of Open Abdomen and Evisceration

**Module 12. Breast Surgery**

- 12.1. Diagnostic Methods Breast Pathology Screening
- 12.2. Benign Breast Pathology
- 12.3. Principles of Breast Cancer
- 12.4. Breast Surgery

**Module 13. Peritoneal Carcinomatosis**

- 13.1. Multimodal Treatment of Peritoneal Carcinomatosis

**Module 14. Digestive System Surgery Emergencies**

- 14.1. Upper Gastrointestinal Bleeding
- 14.2. Acute Cholecystitis
- 14.3. Acute Cholangitis
- 14.4. Acute Appendicitis
- 14.5. Acute Diverticulitis
- 14.6. Lower Gastrointestinal Bleeding
- 14.7. Acute Mesenteric Ischemia
- 14.8. Intestinal Obstruction

**Module 15. Surgical Innovation**

- 15.1. Introduction to Surgical Innovation
- 15.2. Innovation in Surgical Learning
- 15.3. ICT
- 15.4. Innovation in Surgical Devices
- 15.5. Innovation in NOTES Surgery
- 15.6. Robotic Surgery
- 15.7. Financing, Protection and Transfer of Innovation in Surgery

06

# Methodology

This academic program offers students a different way of learning. Our methodology uses a cyclical learning approach: **Relearning**.

This teaching system is used, for example, in the most prestigious medical schools in the world, and major publications such as the **New England Journal of Medicine** have considered it to be one of the most effective.





“

*Discover Relearning, a system that abandons conventional linear learning, to take you through cyclical teaching systems: a way of learning that has proven to be extremely effective, especially in subjects that require memorization"*

## At TECH we use the Case Method

What should a professional do in a given situation? Throughout the program, students will face multiple simulated clinical cases, based on real patients, in which they will have to do research, establish hypotheses, and ultimately resolve the situation. There is an abundance of scientific evidence on the effectiveness of the method. Specialists learn better, faster, and more sustainably over time.

*With TECH you will experience a way of learning that is shaking the foundations of traditional universities around the world.*



According to Dr. Gérvas, the clinical case is the annotated presentation of a patient, or group of patients, which becomes a "case", an example or model that illustrates some peculiar clinical component, either because of its teaching power or because of its uniqueness or rarity. It is essential that the case is based on current professional life, trying to recreate the real conditions in the physician's professional practice.

“

*Did you know that this method was developed in 1912, at Harvard, for law students? The case method consisted of presenting students with real-life, complex situations for them to make decisions and justify their decisions on how to solve them. In 1924, Harvard adopted it as a standard teaching method”*

The effectiveness of the method is justified by four fundamental achievements:

1. Students who follow this method not only achieve the assimilation of concepts, but also a development of their mental capacity, through exercises that evaluate real situations and the application of knowledge.
2. Learning is solidly translated into practical skills that allow the student to better integrate into the real world.
3. Ideas and concepts are understood more efficiently, given that the example situations are based on real-life.
4. Students like to feel that the effort they put into their studies is worthwhile. This then translates into a greater interest in learning and more time dedicated to working on the course.

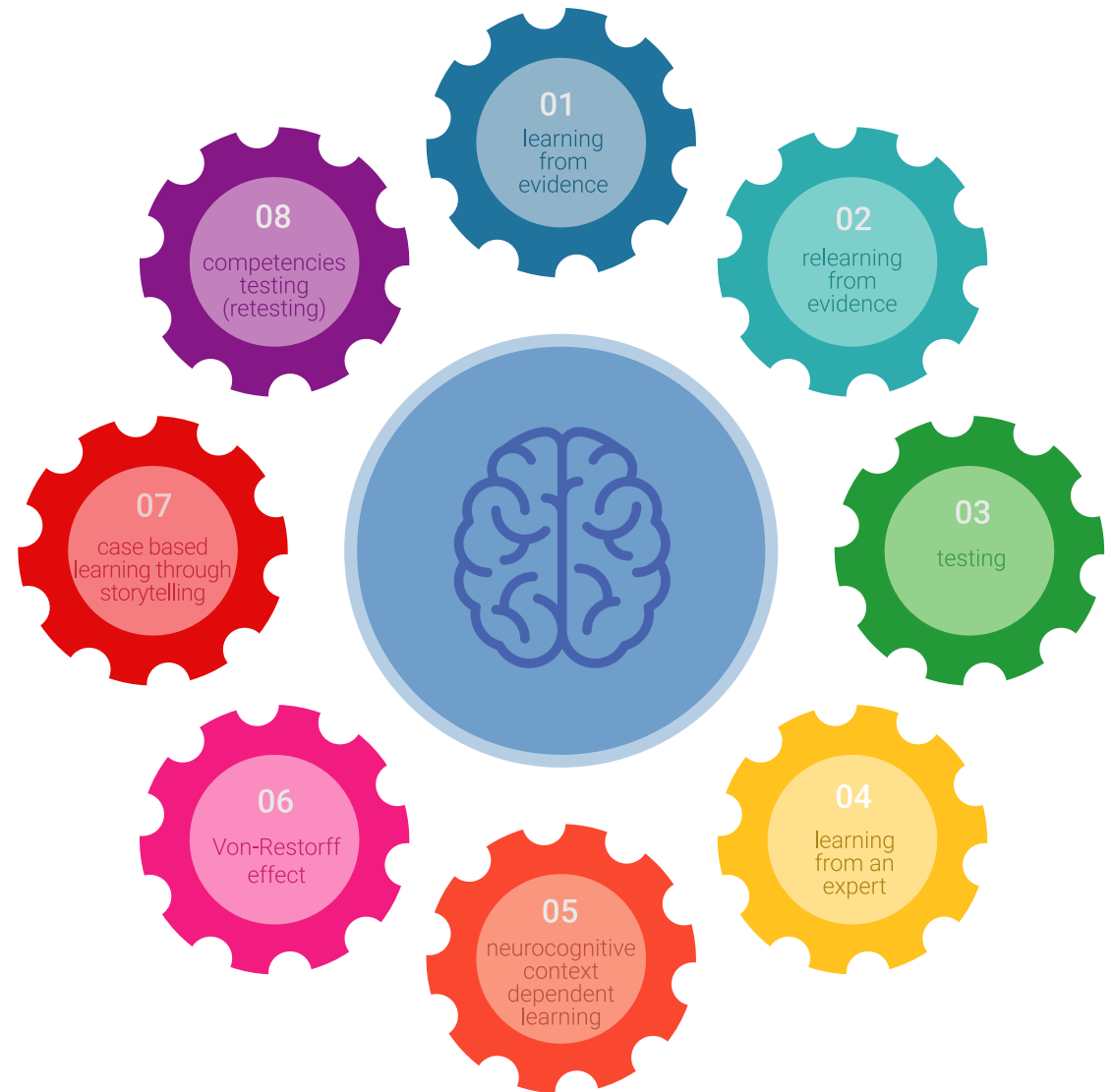


## Relearning Methodology

At TECH we enhance the case method with the best 100% online teaching methodology available: Relearning.

This university is the first in the world to combine the study of clinical cases with a 100% online learning system based on repetition, combining a minimum of 8 different elements in each lesson, a real revolution with respect to the mere study and analysis of cases.

*Professionals will learn through real cases and by resolving complex situations in simulated learning environments. These simulations are developed using state-of-the-art software to facilitate immersive learning.*



At the forefront of world teaching, the Relearning method has managed to improve the overall satisfaction levels of professionals who complete their studies, with respect to the quality indicators of the best online university (Columbia University).

With this methodology, more than 250,000 physicians have been trained with unprecedented success in all clinical specialties regardless of surgical load. Our pedagogical methodology is developed in a highly competitive environment, with a university student body with a strong socioeconomic profile and an average age of 43.5 years old.

*Relearning will allow you to learn with less effort and better performance, involving you more in your specialization, developing a critical mindset, defending arguments, and contrasting opinions: a direct equation to success.*

In our program, learning is not a linear process, but rather a spiral (learn, unlearn, forget, and relearn). Therefore, we combine each of these elements concentrically.

The overall score obtained by TECH's learning system is 8.01, according to the highest international standards.



This program offers the best educational material, prepared with professionals in mind:



#### Study Material

All teaching material is produced by the specialists who teach the course, specifically for the course, so that the teaching content is highly specific and precise.

These contents are then applied to the audiovisual format, to create the TECH online working method. All this, with the latest techniques that offer high quality pieces in each and every one of the materials that are made available to the student.



#### Surgical Techniques and Procedures on Video

TECH introduces students to the latest techniques, the latest educational advances and to the forefront of current medical techniques. All of this in direct contact with students and explained in detail so as to aid their assimilation and understanding. And best of all, you can watch the videos as many times as you like.



#### Interactive Summaries

The TECH team presents the contents attractively and dynamically in multimedia lessons that include audio, videos, images, diagrams, and concept maps in order to reinforce knowledge.

This exclusive educational system for presenting multimedia content was awarded by Microsoft as a "European Success Story".



#### Additional Reading

Recent articles, consensus documents and international guidelines, among others. In TECH's virtual library, students will have access to everything they need to complete their course.





**Expert-Led Case Studies and Case Analysis**

Effective learning ought to be contextual. Therefore, TECH presents real cases in which the expert will guide students, focusing on and solving the different situations: a clear and direct way to achieve the highest degree of understanding.



**Testing & Retesting**

We periodically evaluate and re-evaluate students' knowledge throughout the program, through assessment and self-assessment activities and exercises, so that they can see how they are achieving their goals.



**Classes**

There is scientific evidence on the usefulness of learning by observing experts. The system known as Learning from an Expert strengthens knowledge and memory, and generates confidence in future difficult decisions.



**Quick Action Guides**

TECH offers the most relevant contents of the course in the form of worksheets or quick action guides. A synthetic, practical, and effective way to help students progress in their learning.



07

# Certificate

The Professional Master's Degree Update on General and Digestive System Surgery guarantees you, in addition to the most rigorous and updated training, access to a Professional Master's Degree issued by TECH Technological University.





“

*Successfully complete this program  
and receive your university degree  
without travel or laborious paperwork”*

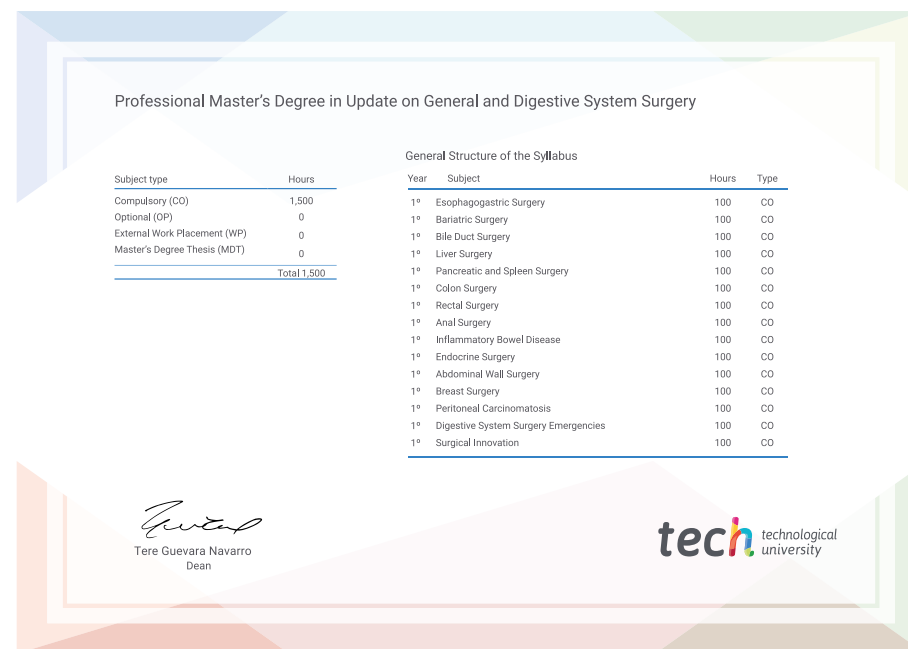
This **Professional Master's Degree in Update on General and Digestive System Surgery** contains the most complete and updated scientific program on the market.

After the student has passed the evaluations, they will receive their corresponding **Professional Master's Degree** issued by **TECH Technological University** by tracked delivery\*.

The diploma issued by **TECH Technological University** will reflect the qualification obtained in the Professional Master's Degree, and meets the requirements commonly demanded by labor exchanges, competitive examinations, and professional career evaluation committees.

Title: **Professional Master's Degree in Update on General and Digestive System Surgery**

Official N° of Hours: **1,500 h.**



\*Apostille Convention. In the event that the student wishes to have their paper diploma issued with an apostille, TECH EDUCATION will make the necessary arrangements to obtain it, at an additional cost.

health future  
confidence people  
education information tutors  
guarantee accreditation teaching  
institutions technology learning  
community commitment  
personalized service innovation  
knowledge present  
online development languages  
virtual classroom



## Professional Master's Degree Update on General and Digestive System Surgery

- » Modality: online
- » Duration: 12 months
- » Certificate: TECH Technological University
- » Dedication: 16h/week
- » Schedule: at your own pace
- » Exams: online

# Professional Master's Degree

## Update on General and Digestive System Surgery

