

Professional Master's Degree

Medical Oncology



Professional Master's Degree Medical Oncology

- » Modality: online
- » Duration: 12 months
- » Certificate: TECH Technological University
- » Schedule: at your own pace
- » Exams: online

Website: www.techtute.com/us/medicine/professional-master-degree/master-medical-oncology

Index

01

Introduction

p. 4

02

Objectives

p. 8

03

Skills

p. 14

04

Course Management

p. 18

05

Structure and Content

p. 24

06

Methodology

p. 30

07

Certificate

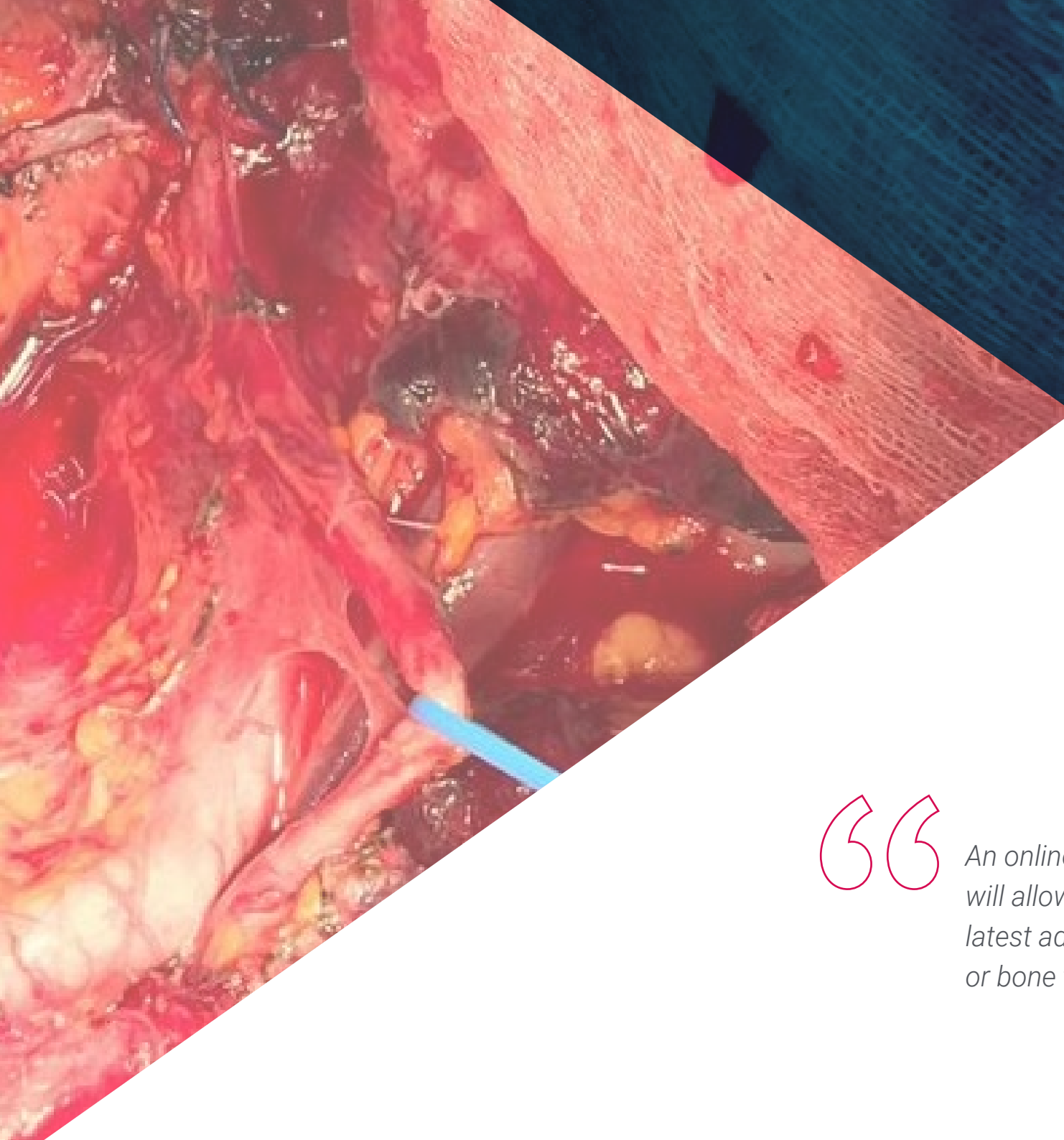
p. 38

01

Introduction

Oncology is a specialty that is undergoing great changes in a short period of time, thanks to the research carried out by different medical teams around the world. This has led to a revolution in the treatment and evolution of the oncology patient, with the appearance of different therapeutic weapons with very different mechanisms of action, making the specialty a complex field of learning. This 100% online program provides medical professionals with an education in which they can learn about recent advances in this area from a specialized teaching team with extensive experience in dealing with patients with different types of cancer.





“

An online university program that will allow you to learn about the latest advances in breast cancer or bone tumors”

This program in Medical Oncology is oriented to the medical professional who wishes to remain at the forefront of updating their knowledge in treatments and diagnostic techniques used in breast cancer, gynecological cancer, digestive cancer, lung cancer or brain tumors. All of this, with multimedia content that is at the academic forefront.

This university education will be taught by specialized faculty with extensive experience in this medical area. The real cases provided by this teaching team will be of great use to the professional in their daily clinical practice. In this way, the program becomes a tool for the renewal of real and practical knowledge that allows the different topics of the specialty to be approached objectively and with the ability to make a judgment.

A program that will delve into the main topics of current Oncology with multimedia content based on video summaries of each module, videos in detail and specialized readings, which provides knowledge in both the diagnosis and management of the oncology patient. All this will favor the renewal of the knowledge of the medical professional in a more agile way and in accordance to the present academic times.

A flexible program offered by TECH to professionals. Its online modality allows students to connect whenever they wish to the entire syllabus available on the virtual platform. All you need is a computer or Tablet with an internet connection to view or download the content. In this way, students will be able to organize their time at their convenience and according to their needs.

This **Professional Master's Degree in Medical Oncology** contains the most complete and up-to-date scientific program on the market. The most important features include:

- ◆ The development of case studies presented by Medical experts specialized in Oncology
- ◆ The graphic, schematic, and practical contents with which they are created, provide scientific and practical information on the disciplines that are essential for professional practice
- ◆ Practical exercises where self-assessment can be used to improve learning
- ◆ Its special emphasis on innovative methodologies
- ◆ Theoretical lessons, questions to the expert, debate forums on controversial topics, and individual reflection assignments
- ◆ Content that is accessible from any fixed or portable device with an Internet connection



The library of multimedia resources and case studies will provide you with real-world teaching and application in your everyday clinical practice
La biblioteca de recursos multimedia y los casos prácticos te aportarán una enseñanza real y de aplicación en la clínica habitual

“

It delves in this degree into the latest studies on the main Driver mutations (EGFR, ALK and ROS 1), as well as the role of PDL1”

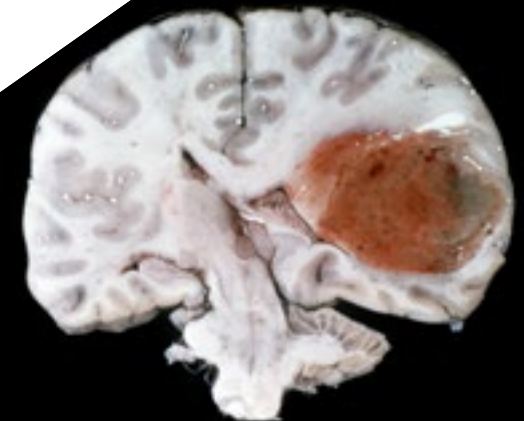
The Relearning system used by TECH will allow you to reduce the long hours of study.

This Professional Master's Degree in the role of immunotherapy in brain tumors is an in-depth study of the role of immunotherapy in brain tumors.

The program includes, in its teaching staff, professionals from the sector who bring to this program the experience of their work, in addition to recognized specialists from prestigious reference societies and universities.

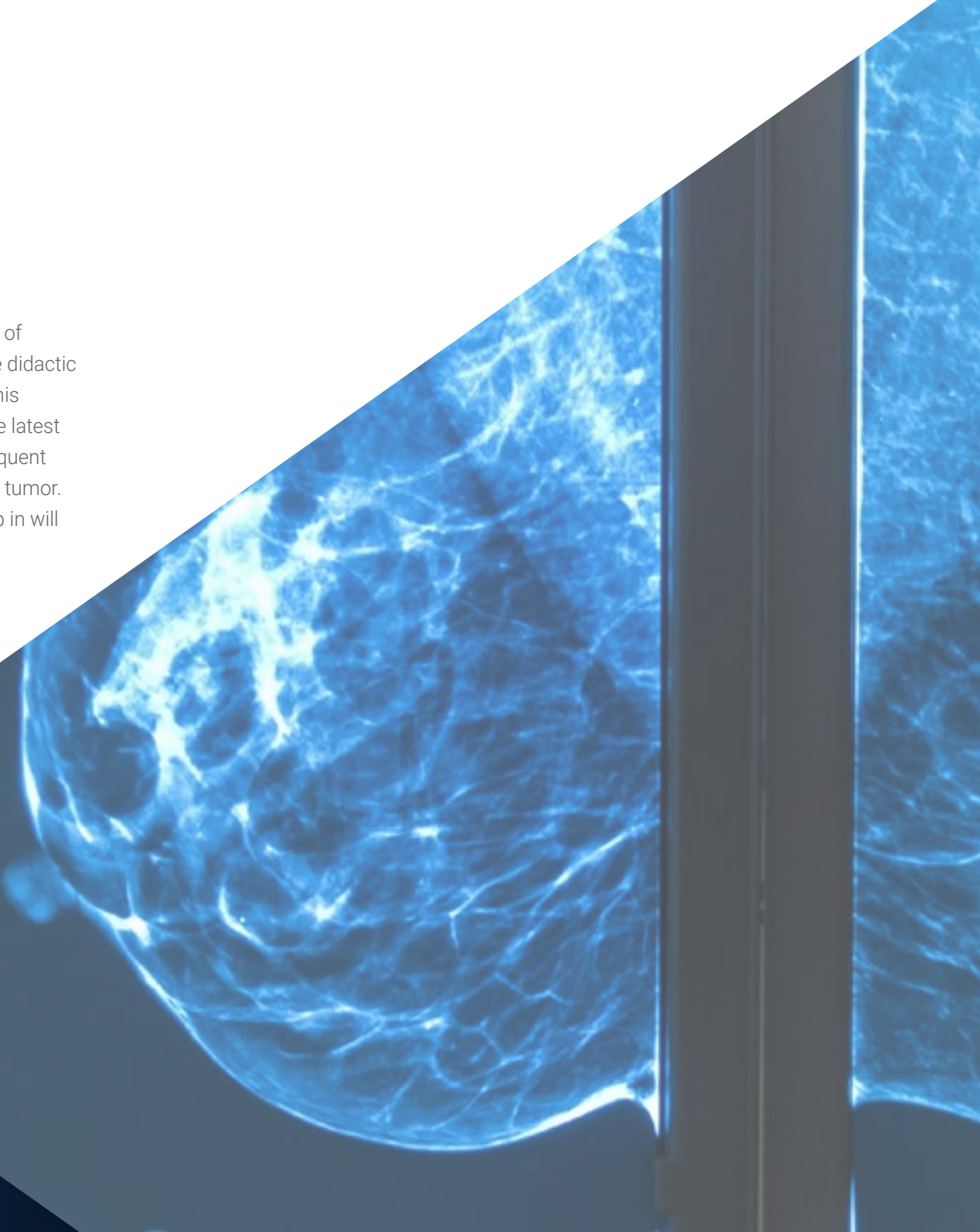
The multimedia content, developed with the latest educational technology, will provide the professional with situated and contextual learning, i.e., a simulated environment that will provide immersive education programmed to learn in real situations.

This program is designed around Problem-Based Learning, whereby the professional must try to solve the different professional practice situations that arise during the academic year. For this purpose, the student will be assisted by an innovative interactive video system created by renowned and experienced experts.



02 Objectives

This Professional Master's Degree provides the medical professional with the most recent knowledge in the advances made in the diagnosis and treatment of oncological patients. The renewal of knowledge will be achieved thanks to the didactic material that you will find in its entirety from the beginning of this course. In this way, students, at the end of this online program, will be able to be aware of the latest developments in advanced stage diseases, the role of radiotherapy in less frequent tumors or the approach of the oncologic patient according to the stage of the tumor. The knowledge provided by the team of experts in this field will be of vital help in achieving these goals.





“

After 12 months you will achieve a complete update on the different types of cancer and the advances made in their treatments”



General Objectives

- ◆ Know how to perform a good assessment of the cancer patient, starting with the epidemiology, diagnosis and staging of the most common tumors
- ◆ Delve into the complementary studies that help us in the diagnosis and decision making of the main neoplasms
- ◆ Become familiar with the main genetic syndromes that predispose to the development of this disease
- ◆ Recognize and manage the main breast, lung, digestive, urological, gynecological and mesenchymal tumors



Acquire current knowledge about radiotherapy in patients with ENT tumors or prostate cancer”





Specific Objectives

Module 1. Breast Cancer

- ◆ Perform a detailed diagnosis, with adequate staging of breast cancer
- ◆ Know the basics of early diagnosis of breast cancer, target ages and differentiate screening for low, intermediate or high risk patients
- ◆ Distinguish the main subtypes of breast cancer, know the predictive and prognostic factors that help determine the best treatment, both in early and advanced disease
- ◆ Become familiar with the different genetic platforms, which help to decide which patients benefit and which do not benefit from adjuvant chemotherapy treatment
- ◆ Determine which treatment is most appropriate for each patient, based on disease subtype and stage of disease
- ◆ Know each of the available treatments for advanced disease, as well as the main toxicities derived from them, highlighting cyclin inhibitors (cdk4/6) and immunotherapy
- ◆ Understand the disease and have a clear understanding of the management of patients with advanced luminal, triple negative and HER 2 positive disease. By knowing which treatment should be chosen in each of the situations, both in the first line and in successive ones

Module 2. Lung Cancer

- ◆ Perform an adequate diagnosis and staging of lung cancer, knowing the main diagnostic tests that should be performed
- ◆ Knowing the different stages of lung cancer and applying the best treatment for each stage
- ◆ Know the main studies aimed at lung cancer *Screening* and the target population
- ◆ Learn how to identify the histological subtypes of lung cancer. Know how to differentiate between large cells and small cells
- ◆ Know the main *Driver* mutations (EGFR, ALK and ROS 1), as well as the role of PDL1. Targeted therapies, both tyrosine kinase inhibitors and immunotherapy. Main indications and toxicity

Module 3. ORL tumours

- ◆ Manage the diagnosis and staging of the main ENT tumors
- ◆ Know the most appropriate treatments according to tumor staging and location
- ◆ Know in depth the treatments for metastatic disease, highlighting the most innovative ones, such as immunotherapy

Module 4. Colorectal cancer and anal canal

- ◆ Perform an adequate diagnosis and staging of Colorectal Cancer
- ◆ Delve into the indications for Colorectal Cancer screening and the main genetic syndromes that predispose to this disease
- ◆ Recognize in depth the different stages of Colon Cancer
- ◆ Point out the role of EGFR and the main prognostic factors of Colorectal Cancer
- ◆ Learn the most appropriate treatments both in the first line and in successive treatments

- ◆ Identify the role of immunotherapy in this scenario
- ◆ Learn about the role of neoadjuvant chemotherapy and the possibility of surgical salvage in Colorectal Cancer
- ◆ Become familiar with anal canal cancer and its main treatments

Module 5. Non-colorectal digestive tumors

- ◆ Gain an in-depth understanding of pancreatic tumor diagnosis and staging
- ◆ Learn how to choose which type of treatment is indicated in each situation
- ◆ Know the main treatments available for metastatic pancreatic cancer, both for first line and successive treatments
- ◆ Know in depth the diagnosis and staging of esophageal and gastric tumors, knowing the main treatments depending on the stage of the tumor
- ◆ Guide the diagnosis and know the peculiarities of neuroendocrine tumors, knowing how to differentiate between secretory and non-secretory tumors. And learn in depth about the treatments available for this entity, highlighting the role of radionuclides
- ◆ Learn about the tests performed in the diagnosis of biliary tract tumors, staging and their treatment

Module 6. Gynecologic Tumors

- ◆ Delve into the different Gynecologic Tumors
- ◆ Be well versed in the role of BRCA in ovarian cancer and its therapeutic implications
- ◆ Learn to differentiate between a patient who is platinum sensitive and one who is not
- ◆ Know the indications for PARP inhibitors



Module 7. Urologic tumors

- ◆ Know how to treat urologic tumors in each of their stages. Highlighting treatment with tyrosine kinase inhibitors and immunotherapy in renal cancer
- ◆ Understand BRAF mutation and its therapeutic implications
- ◆ Delve into the treatment of melanoma in advanced stages
- ◆ Gain proficiency in the indications for immunotherapy and the combination of BRAF and MEK inhibitors

Module 8. Sarcomas and melanomas

- ◆ Learn about the different types of mesenchymal tumors, both soft tissue and bone sarcoma and the peculiarities of GIST tumor
- ◆ Know the indications of adjuvant treatment for each of them
- ◆ Know the first-line and successive treatments, both in soft tissue and bone sarcomas and GIST

Module 9. Brain Tumors

- ◆ Learn about the role of immunotherapy in brain tumors
- ◆ Gain an in-depth understanding of the main brain tumors
- ◆ Know how to distinguish them according to the molecular pattern
- ◆ Know the most important prognostic factors

Module 10. Radiotherapy

- ◆ Know the basics of radiotherapy treatment
- ◆ Know the volumes to be processed and their names
- ◆ Determine the fundamental role of radiotherapy treatment in Oncology
- ◆ Knowledge of the indications for radiotherapy treatment in breast cancer, lung cancer, ENT tumors, prostate cancer and digestive tumors
- ◆ Become familiar with the role of radiotherapy in less common tumors

03 Skills

This university program will allow the medical professional to broaden and renew his or her knowledge, as well as to improve their knowledge, as well as their skills in the diagnosis and treatment of oncological patient. Likewise, this training will facilitate the refreshing of the skills of all health personnel in dealing with patients suffering from these diseases, whose treatments are, in addition, sometimes long in time Case study simulations will be very useful in advancing these competencies.



“

This program gives you the opportunity to update your knowledge on the different therapeutic options for cancer patients”

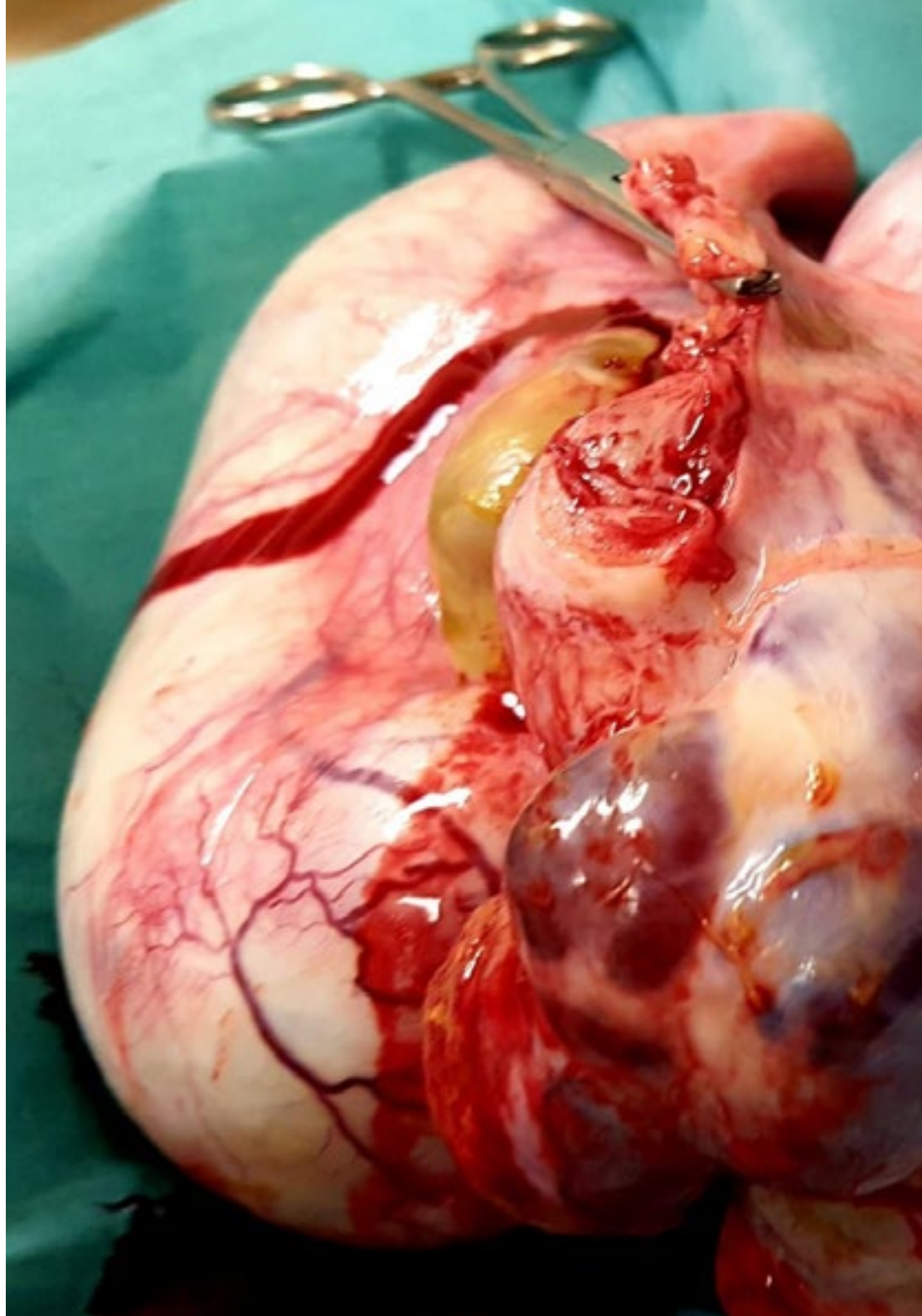


General Skills

- ◆ Manage the different therapeutic options, as well as the treatment schedule for each of the neoplasms
- ◆ Learn about the latest advances in the treatment of these diseases, both from the point of view of Medical Oncology and Radiation Oncology
- ◆ Identify the latest treatments

“

Renew your knowledge in procedures and main diagnostic tests in oncology patients”





Specific Skills

- ◆ Gain a thorough understanding of the role of radiation therapy as palliation in the cancer patient
- ◆ Fully understand the treatment of low-grade and high-grade tumors and their differences
- ◆ Understand the role of surgery and the sentinel lymph node in the treatment of melanoma, as well as the indications for adjuvant treatment
- ◆ Know the diagnosis, prognosis, staging and main risk factors of melanoma
- ◆ Gain an in-depth knowledge of the treatment of uterine cancers (both endometrial and cervical cancers and sarcomas), in early and advanced stages
- ◆ Know the different types of urological tumors, diagnosis, peculiarities and staging of each one of them
- ◆ Know the tests necessary for the diagnosis and staging of ovarian cancer
- ◆ Be a specialist in the treatment of ovarian cancer, tubal tumors and primary peritoneal carcinoma in each of its stages
- ◆ Know the first line treatment and successive treatments
- ◆ Learn about the most innovative treatments for each of the different digestive tumors
- ◆ Know the procedure and the main diagnostic tests to be performed in the case of hepatocarcinoma. As well as the most appropriate treatments, including the role of immunotherapy and newer therapies
- ◆ Know in which cases adjuvant chemotherapy is indicated and in which it is not And which treatment is applied in each case
- ◆ Know the particularities of rectal cancer and its treatment in localized disease

04

Course Management

This Professional Master's Degree has a management and a faculty specialized in Oncology and with experience in this area in relevant hospitals. Their current activity in these health centers allows students to learn first-hand about the advances made in oncology patients and the treatments that are being applied most effectively. The human quality and proximity of the teaching staff will also allow you to have any doubts that students may have about the syllabus of this university education resolved.



“

A team specialized in Oncology will guide you through the most important advances in cancer treatments during the 12 months of this program”

Management



Dr. Olier Gárate, Clara

- Medical Oncology specialist at the Fundación Alcorcón University Hospital
- MIR Physician specializing in Oncology at the Clínica Universidad de Navarra
- Specialist in the area of breast cancer, CNS, melanoma, sarcoma, and genetic counseling
- Degree in Medicine from the University of Navarra



Dr. Moreno Muñoz, Diana

- Specialist in Medical Oncology at the Alcorcón Foundation University Hospital
- Resident Intern Specialist in Medical Oncology at the Hospital Universitario Reina Sofía
- PhD in the Programming of Biomedicine at the University of Cordoba



Professors

Ms. Cajal Campo, Begoña

- ◆ Specialist in Radiodiagnostics at the Alcorcón Foundation University Hospital
- ◆ Medical specialist in Radiodiagnosis in the Central Radiodiagnosis Unit
- ◆ Residency at the Reina Sofia University Hospital of Cordoba
- ◆ Doctoral Graduate, Complutense University, Madrid
- ◆ University Expert in of the Breast Radiology from the University of Barcelona
- ◆ Diploma of Advanced Studies in Surgical Specialties from the University of Cordoba
- ◆ Bachelor in Medicine from the University of Granada

Dr. Hernando Polo, Susana

- ◆ Specialist in Medical Oncology at the Alcorcón Foundation University Hospital
- ◆ Master's Degree in Molecular Oncology CNIO
- ◆ Vocal of the HUFA's Mortality Committee
- ◆ Professor in the training of resident physicians
- ◆ Degree in Medicine and Surgery from the Autonomous University of Madrid

Dr. Hurtado Nuño, Alicia

- ◆ Specialist in Medical Oncology at the Alcorcón Foundation University Hospital
- ◆ Coordinator of the Tumor Registries of the Spanish Group of Orphan and Infrequent Tumors. GETTHI
- ◆ Bachelor of Medicine and Surgery, Universidad Rey Juan Carlos I

Dr. Mielgo Rubio, Xabier

- ◆ Physician specializing in Medical Oncology at the Hospital Universitario Fundación Alcorcón
- ◆ Professor of Oncology at Rey Juan Carlos University
- ◆ Degree in Medicine and Surgery, University of the Basque Country
- ◆ Specialty in Immuno-Oncology at the Clínica Universitaria de Navarra
- ◆ Master's Degree in Palliative Care from the University of Valladolid
- ◆ Master's Degree in Research Methodology from the Autonomous University of Barcelona
- ◆ Master's Degree in Neoplastic diseases from the University of the Basque Country
- ◆ Member of the Board of Directors: GÉTICA - GETTHI

Dr. Reyna, Carmen

- ◆ Specialist in Oncology Doctor
- ◆ Specialist physician in the Andalusian Health Service
- ◆ Physician of the La Oncology Service at Quirón Hospital Group
- ◆ Degree in Medicine from the University of Navarra

Dr. De Torres Olombrada, María Victoria

- ◆ Specialist in Oncology Radiotherapy. Fuenlabrada University Hospital
- ◆ Radioactive Facilities Supervisor, license granted by the Nuclear Safety Council
- ◆ Degree in Medicine from the in the General Faculty of Medicine at the Complutense University of Madrid

Dr. Martos Torrejón, Sara

- ◆ Attending Orthopedic Surgery and Traumatology Physician at the Alcorcón Hospital
- ◆ Attending Orthopedic Surgery and Traumatology physician at the Quironsalud University de Madrid Hospital
- ◆ Specialization via MIR in Orthopedic Surgery and Traumatology at the Hospital Fundación Alcorcón
- ◆ Degree in Medicine and Surgery from the Autonomous University of Madrid
- ◆ Member of the Spanish Society of Orthopedic Surgery and Traumatology, SECOT
- ◆ Member of the Spanish Society of Orthopedic Surgery and Traumatology, SOMACOT
- ◆ Member of the Spanish Group of Breast Radiation Oncology, GEIS

Ms. Sánchez, María Virginia

- ◆ Medical specialist in Oncology
- ◆ Master's Degree in Immuno-Oncology from the Rey Juan Carlos University
- ◆ University Diploma in Clinical Oncology from the University of Paris Saclay-Gustave Roussy (Villejuif, France)
- ◆ European Diploma in Translational and Clinical Research in Oncology from the University of Paris Saclay-Institute Gustave Roussy



Dr. Cardeña Gutiérrez, Ana

- ◆ Medical Oncology Specialist in the at Nuestra Señora de Candelaria University Hospital
- ◆ Specialist in Oncology at the Alcorcón Foundation University Hospital
- ◆ Residence at Capital & Coast District Health Board. Wellington Regional Hospital
- ◆ Residence at Melanoma Institute Australia
- ◆ Residence at Sinai Health System
- ◆ Specialised in Physical Exercise and Oncology from the Autonomous University of Madrid
- ◆ Master's Degree in Medical Oncology from the University of Girona
- ◆ Specialization in the Thoracic Cavity Neoplasms by Alfonso X El Sabio University
- ◆ Master's Degree in Molecular Oncology from Rey Juan Carlos University
- ◆ Degree in Medicine from the Autonomous University Madrid

05

Structure and Content

The study plan of this Master's Degree has been designed by a specialized teaching team, whose main objective has been to offer an updated syllabus in such a complex field as Medical Oncology. In this way, students throughout the 12 months of this degree will update their knowledge on the main types of cancer, their characteristics, diagnoses and treatments. A total of 10 modules in which you can find complementary content that further enriches this teaching. The *Relearning* system, applied by TECH in all its programs, will allow you to renew your knowledge in a more natural and progressive way.





“

Access the entire syllabus with the most updated content in Medical Oncology from day one and distribute the teaching load according to your needs”

Module 1. Breast Cancer

- 1.1. Principles of Breast Cancer
 - 1.1.1. Epidemiology
 - 1.1.2. Risk Factors
- 1.2. Screening
- 1.3. Diagnosis
 - 1.3.1. Clinical Introduction and Diagnosis
- 1.4. Staging
- 1.5. Subtypes
- 1.6. Treatment of luminal Disease
 - 1.6.1. Localized Disease
 - 1.6.2. Advanced Disease
- 1.7. Treatment of HER 2 disease
 - 1.7.1. Localized Disease
 - 1.7.2. Advanced Disease
- 1.8. Treatment of triple negative disease
 - 1.8.1. Localized Disease
 - 1.8.2. Advanced Disease
- 1.9. Future prospects for luminal disease
- 1.10. Future prospects for non luminal disease

Module 2. Lung Cancer

- 2.1. Principles of lung cancer
 - 2.1.1. Epidemiology
 - 2.1.2. Risk Factors
- 2.2. Major mutations: possible targets
- 2.3. Diagnosis
- 2.4. Staging
- 2.5. Microcytic cancer treatment localized disease
- 2.6. Treatment of microcytic cancer extended disease
- 2.7. Treatment of non-small cell lung cancer localized disease

- 2.8. Treatment of non-small cell lung cancer advanced disease
 - 2.8.1. Adenocarcinoma
 - 2.8.2. Squamous cell carcinoma
- 2.9. Future Perspectives
- 2.10. Primary prevention

Module 3. ORL tumours

- 3.1. ENT Cancer
 - 3.1.1. Epidemiology
 - 3.1.2. Risk Factors
- 3.2. Major Mutations: possible targets
- 3.3. Diagnosis
- 3.4. Staging
- 3.5. Treatment of localized laryngeal tumors
- 3.6. Treatment of pharyngeal tumors
- 3.7. Treatment of advanced ENT tumors
- 3.8. Treatment of localized cavum tumors
- 3.9. Treatment of advanced cavum tumors
- 3.10. Future Perspectives

Module 4. Colorectal cancer and anal canal

- 4.1. Colon and Anal Canal
 - 4.1.1. Epidemiology
 - 4.1.2. Risk Factors
- 4.2. Diagnosis
- 4.3. Staging
- 4.4. Treatment of localized disease colon cancer
- 4.5. Treatment of localized disease rectal cancer
- 4.6. Treatment of advanced disease colorectal cancer
- 4.7. Treatment of anal canal tumors
- 4.8. Future Perspectives
- 4.9. Screening
- 4.10. Genetic Associate Syndromes

Module 5. Non-colorectal Digestive Tumors

- 5.1. Non-colorectal digestive tumors
 - 5.1.1. Epidemiology
 - 5.1.2. Risk Factors
- 5.2. Diagnosis
- 5.3. Staging
 - 5.3.1. Oesophageal Cancer
 - 5.3.2. Stomach Cancer
 - 5.3.3. Pancreatic Cancer
- 5.4. Oesophageal Cancer
 - 5.4.1. Localized Disease Treatment
 - 5.4.2. Treatment of widespread Disease
- 5.5. Stomach Cancer
 - 5.5.1. Localized Disease Treatment
 - 5.5.2. Treatment of widespread Disease
- 5.6. Pancreatic Cancer
 - 5.6.1. Localized Disease Treatment
 - 5.6.2. Treatment of widespread Disease
- 5.7. Biliary Tract Cancer
- 5.8. Hepatocellular Carcinoma
- 5.9. Neuroendocrine Tumors
- 5.10. Future Perspectives

Module 6. Gynecologic Tumors

- 6.1. Gynecologic Tumors
 - 6.1.1. Epidemiology
 - 6.1.2. Risk Factors
- 6.2. Diagnosis
- 6.3. Staging
 - 6.3.1. Ovarian Cancer
 - 6.3.2. Cervical Cancer
 - 6.3.3. Endometrial Cancer

- 6.4. Localized ovarian cancer treatment
- 6.5. Advanced ovarian cancer treatment
- 6.6. Localized uterine cancer treatment
 - 6.6.1. Cervix
 - 6.6.2. Endometrium
- 6.7. Advanced uterine cancer treatment
 - 6.7.1. Cervix
 - 6.7.2. Endometrium
- 6.8. Uterine Sarcomas
- 6.9. Genetic Syndromes
- 6.10. Future Perspectives

Module 7. Urological Tumors

- 7.1. Evolution
 - 7.1.1. Epidemiology
- 7.2. Diagnosis
 - 7.2.1. Prostate Cancer
 - 7.2.2. Urothelial Cancer
 - 7.2.3. Renal Cancer
 - 7.2.4. Testicular Cancer
- 7.3. Staging
 - 7.3.1. Prostate Cancer
 - 7.3.2. Urothelial Cancer
 - 7.3.3. Renal Cancer
- 7.4. Treatment of localized prostate cancer
- 7.5. Treatment of advanced prostate cancer
- 7.6. Treatment of localized urothelial cancer
- 7.7. Treatment of advanced urothelial cancer
- 7.8. Treatment of renal cancer
- 7.9. Treatment of Testicular Cancer
- 7.10. Penile Cancer

Module 8. Sarcomas and Melanoma

- 8.1. Principles of Mesenchymal Tumors
- 8.2. Diagnosis Mesenchymal Tumors
- 8.3. Surgical treatment of bone and soft-tissue tumors
- 8.4. Sarcoma Medical Treatment
 - 8.4.1. Bones
 - 8.4.2. Soft Parts
- 8.5. Treatment of GIST
- 8.6. Melanoma
- 8.7. Diagnosis and Staging Melanoma
- 8.8. Localized Melanoma Treatment
- 8.9. Advanced Melanoma Treatment
- 8.10. Future Perspectives
 - 8.10.1. Bone and Soft Tissue Tumors
 - 8.10.2. Melanoma

Module 9. Brain Tumors

- 9.1. Evolution
 - 9.1.1. Epidemiology
- 9.2. Classification
- 9.3. Genetic Associate Syndromes
- 9.4. Prognostic and predictive factors of response
- 9.5. Diagnosis
- 9.6. Treatment of low grade tumors
- 9.7. Treatment of high-grade tumors
- 9.8. Immunotherapy
- 9.9. Cerebral Metastases
- 9.10. Future Perspectives





Module 10. Radiotherapy

- 10.1. Evolution
- 10.2. Types of Radiotherapy
- 10.3. Breast Cancer Treatment
- 10.4. Lung Cancer Treatment
- 10.5. Prostate Cancer Treatment
- 10.6. Digestive Tumors Treatment
- 10.7. Brain Tumors Treatment
- 10.8. Treatment of ENT Tumors
- 10.9. Orbital Tumors, Mediastinal Tumors, Mesenchymal Tumors
- 10.10. Palliative Radiotherapy

“

A program that will allow you to delve into the latest advances in Medical Oncology”

06

Methodology

This training program offers a different way of learning. Our methodology uses a cyclical learning approach: **Relearning**.

This teaching system is used, for example, in the most prestigious medical schools in the world, and publications from the **New England Journal of Medicine** have considered it to be one of the most effective.



“

Discover Relearning, a system that departs from traditional linear learning and embraces cyclical teaching methods. This approach to learning has proven to be highly effective, particularly in subjects that involve memorization.

At TECH we use the Case Method

What should a professional do in a given situation? Throughout the program, students will face multiple simulated clinical cases, based on real patients, in which they will have to do research, establish hypotheses, and ultimately resolve the situation. There is an abundance of scientific evidence on the effectiveness of the method. Specialists learn better, faster, and more sustainably over time.

With TECH you will experience a way of learning that is shaking the foundations of traditional universities around the world.



According to Dr. Gervas, the clinical case is the annotated presentation of a patient, or group of patients, which becomes a "case", an example or model that illustrates some peculiar clinical component, either because of its teaching power or because of its uniqueness or rarity. It is essential that the case is based on current professional life, trying to recreate the real conditions in the physician's professional practice.

“

Did you know that this method was developed in 1912, at Harvard, for law students? The case method consisted of presenting students with real-life, complex situations for them to make decisions and justify their decisions on how to solve them. In 1924, Harvard adopted it as a standard teaching method”

The effectiveness of the method is justified by four fundamental achievements:

1. Students who follow this method not only achieve the assimilation of concepts, but also a development of their mental capacity, through exercises that evaluate real situations and the application of knowledge.
2. Learning is solidly translated into practical skills that allow the student to better integrate into the real world.
3. Ideas and concepts are understood more efficiently, given that the example situations are based on real-life.
4. Students like to feel that the effort they put into their studies is worthwhile. This then translates into a greater interest in learning and more time dedicated to working on the course.



Relearning Methodology

At TECH we enhance the case method with the best 100% online teaching methodology available: Relearning.

This university is the first in the world to combine the study of clinical cases with a 100% online learning system based on repetition, combining a minimum of 8 different elements in each lesson, a real revolution with respect to the mere study and analysis of cases.

Professionals will learn through real cases and by resolving complex situations in simulated learning environments. These simulations are developed using state-of-the-art software to facilitate immersive learning.



At the forefront of world teaching, the Relearning method has managed to improve the overall satisfaction levels of professionals who complete their studies, with respect to the quality indicators of the best online university (Columbia University).

With this methodology, more than 250,000 physicians have been trained with unprecedented success in all clinical specialties regardless of surgical load. Our pedagogical methodology is developed in a highly competitive environment, with a university student body with a strong socioeconomic profile and an average age of 43.5 years old.

Relearning will allow you to learn with less effort and better performance, involving you more in your specialization, developing a critical mindset, defending arguments, and contrasting opinions: a direct equation to success.

In our program, learning is not a linear process, but rather a spiral (learn, unlearn, forget, and re-learn). Therefore, we combine each of these elements concentrically.

The overall score obtained by TECH's learning system is 8.01, according to the highest international standards.



This program offers the best educational material, prepared with professionals in mind:



Study Material

All teaching material is produced by the specialists who teach the course, specifically for the course, so that the teaching content is highly specific and precise.

These contents are then applied to the audiovisual format, to create the TECH online working method. All this, with the latest techniques that offer high quality pieces in each and every one of the materials that are made available to the student.



Surgical Techniques and Procedures on Video

TECH introduces students to the latest techniques, the latest educational advances and to the forefront of current medical techniques. All of this in direct contact with students and explained in detail so as to aid their assimilation and understanding. And best of all, you can watch the videos as many times as you like.



Interactive Summaries

The TECH team presents the contents attractively and dynamically in multimedia lessons that include audio, videos, images, diagrams, and concept maps in order to reinforce knowledge.

This exclusive educational system for presenting multimedia content was awarded by Microsoft as a "European Success Story".



Additional Reading

Recent articles, consensus documents and international guidelines, among others. In TECH's virtual library, students will have access to everything they need to complete their course.





Expert-Led Case Studies and Case Analysis

Effective learning ought to be contextual. Therefore, TECH presents real cases in which the expert will guide students, focusing on and solving the different situations: a clear and direct way to achieve the highest degree of understanding.



Testing & Retesting

We periodically evaluate and re-evaluate students' knowledge throughout the program, through assessment and self-assessment activities and exercises, so that they can see how they are achieving their goals.



Classes

There is scientific evidence on the usefulness of learning by observing experts. The system known as Learning from an Expert strengthens knowledge and memory, and generates confidence in future difficult decisions.



Quick Action Guides

TECH offers the most relevant contents of the course in the form of worksheets or quick action guides. A synthetic, practical, and effective way to help students progress in their learning.



07 Certificate

The Professional Master's Degree in Medical Oncology guarantees students, in addition to the most rigorous and up-to-date education, access to a Professional Master's Degree issued by TECH Technological University.



“

*Successfully complete this program
and receive your university qualification
without having to travel or fill out
laborious paperwork”*

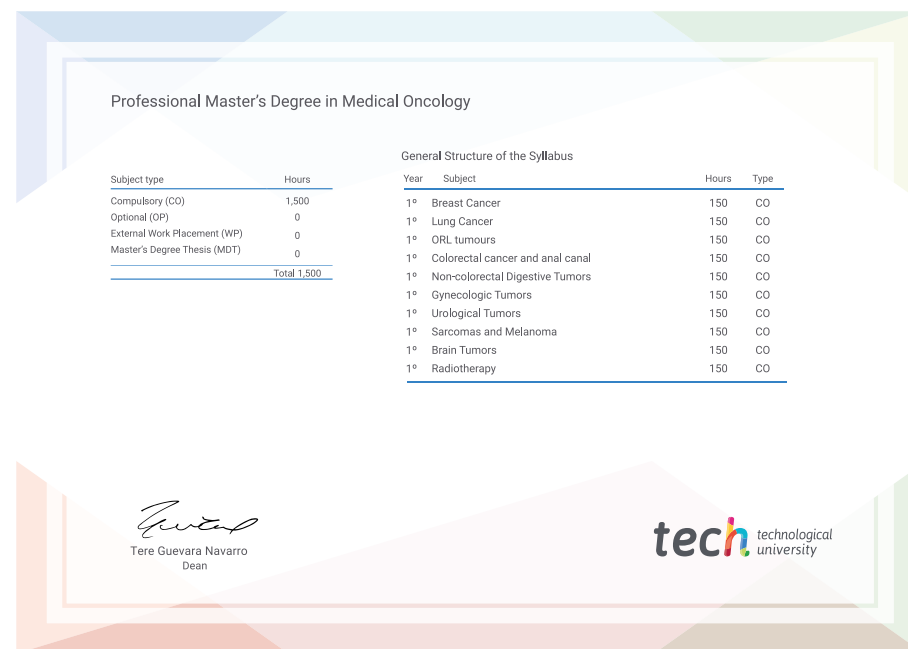
This **Professional Master's Degree in Medical Oncology** contains the most complete and up-to-date scientific program on the market.

After the student has passed the assessments, they will receive their corresponding **Professional Master's Degree** issued by **TECH Technological University** via tracked delivery*.

The diploma issued by **TECH Technological University** will reflect the qualification obtained in the Professional Master's Degree, and meets the requirements commonly demanded by labor exchanges, competitive examinations, and professional career evaluation committees.

Title: **Professional Master's Degree in Medical Oncology**

Official N° of Hours: **1,500 h.**



*Apostille Convention. In the event that the student wishes to have their paper diploma issued with an apostille, TECH EDUCATION will make the necessary arrangements to obtain it, at an additional cost.

future
health confidence people
education information tutors
guarantee accreditation teaching
institutions technology learning
community commitment
personalized service innovation
knowledge present
development language
virtual classroom



Professional Master's Degree

Medical Oncology

- » Modality: online
- » Duration: 12 months
- » Certificate: TECH Technological University
- » Schedule: at your own pace
- » Exams: online

Professional Master's Degree

Medical oncology