

Professional Master's Degree

Medical Expertise and Bodily Injury Assessment





Professional Master's Degree Medical Expertise and Bodily Injury Assessment

Course Modality: Online

Duration: 12 months.

Certificate: TECH Technological University

60 ECTS Credits

Teaching Hours: 1,500 hours.

Website: www.techtitute.com/medicine/professional-master-degree/master-medical-expertise-bodily-injury-assessment

Index

01

Introduction

p. 4

02

Objectives

p. 8

03

Skills

p. 12

04

Course Management

p. 16

05

Structure and Content

p. 20

06

Methodology

p. 30

07

Certificate

p. 38

01

Introduction

The Professional Master's Degree of Medical Expertise and Bodily Injury Assessment has been one of the most undervalued branches in recent years due to its complicated access via MIR, where it has not been accepted for years, but has continued to be necessary especially in the judicial field after the latest legislative changes.





“

This training will generate a sense of confidence in the physician's professional practice, which will help them grow both personally and professionally”

Many physicians and specialists wish to be trained in this field in order to expand or begin their training in the field of Forensic Science.

This Professional Master's Degree allows to unite the scientific application with the practical part already practiced, adding at the same time an adaptation to new technologies with the implementation of online training. It allows the student to learn the basic principles necessary for the study of forensic thanatology, forensic pathology, forensic sexology, forensic toxicology, forensic psychiatry, damage assessment, anthropology, and criminalistics.

The Professional Master's Degree covers the needs of professionals who demand adequate knowledge that allows them to perform forensic assessments, expert reports as well as the ability and fluency to ratify the opinion and understand the phases of the judicial procedure when necessary. At the same time, it offers the possibility for all students to learn how to assess not only bodily injury, but also to quantify negligence, assess disability, and determine disabilities.

Currently, law firms and private clients require a forensic expert examination for most of their procedures. It is for this reason, in addition to the lack of existing professionals, that we consider it appropriate to implement a correct, up-to-date, and especially useful syllabus for the daily practice of this activity.

The Professional Master's Degree is divided into specific blocks that also coincide with the syllabus taught for access to the positions of Forensic Physician offered by the Ministry of Justice. Therefore, the students of this Professional Master's Degree will have training that will allow them to practise in the private sector or to opt for this opposition without the need to work extra content through academies or third parties.

The program is designed to provide training equivalent to 60 ECTS credits and 1500 hours of study, and all theoretical and practical knowledge is presented through high quality multimedia content, analysis of clinical cases prepared by experts, classes, and video techniques that facilitate the exchange of knowledge and experience, maintain and update the training level of its members, create protocols for action and disseminate the most important developments in the specialty. With online training, students can organize their time and pace of learning, adapting it to their schedules, in addition to being able to access the contents from any computer or mobile device.

This **Professional Master's Degree in Medical Expertise and Bodily Injury Assessment** contains the most complete and up-to-date scientific program on the market. The most important features of the program include:

- ◆ Development of more than 75 case studies presented by experts in Medical Expertise and Bodily Injury Assessment. Its graphic, schematic and eminently practical contents, which are designed to provide scientific and assistance information on those disciplines that are essential for professional practice
- ◆ Recent developments in the role of the Forensic Physician
- ◆ Contains practical exercises where the self-evaluation process can be carried out to improve learning
- ◆ Algorithm-based interactive learning system for decision making on the situations presented
- ◆ With special emphasis on evidence-based medicine and research methodologies in Medical Expertise and Bodily Injury Assessment
- ◆ All of this will be complemented with theoretical lessons, questions to the expert, discussion forums on controversial issues and individual reflection assignments
- ◆ Availability of content from any fixed or portable device with an Internet connection



Update your knowledge through the Professional Master's Degree in Medical Expertise and Bodily Injury Assessment program"



This Professional Master's Degree may be the best investment you can make in the selection of a refresher program for two reasons: in addition to updating your knowledge in Medical Expertise and Bodily Injury Assessment, you will obtain a Professional Master's Degree Certificate from TECH Technological University "

It includes in its teaching staff professionals belonging to the field of Medical Expertise and Bodily Injury Assessment, who pour into this training the experience of their work, in addition to recognized specialists belonging to scientific societies of reference.

The multimedia content developed with the latest educational technology will provide the professional with situated and contextual learning, i.e., a simulated environment that will provide immersive training program to train in real situations.

This program is designed around Problem Based Learning, whereby the physician must try to solve the different professional practice situations that arise during the course. For this, the physician will be assisted by an innovative interactive video system created by recognized experts in the field of Medical Expertise and Bodily Injury Assessment with extensive teaching experience.

Increase your confidence in decision making by expanding your knowledge through this Professional Master's Degree.

Take the opportunity to learn about the latest advances in Medical Expertise and Bodily Injury Assessment and develop yourself in this exciting field.



02 Objectives

The Professional Master's Degree in Medical Expertise and Bodily Injury Assessment is aimed at facilitating the physician's performance in expert and legal environments in which his clinical experience is required.





“

This Professional Master's Degree is designed for you to update your knowledge in Medical Expertise and Bodily Injury Assessment, with the use of the latest educational technology, to contribute with quality and safety to the decision making in this new field"



General Objectives

- Update the knowledge of the professional with special training and interest in the field of Medical Expertise and Bodily Injury Assessment
- Promote work strategies based on a comprehensive approach to the expert witness as a reference model to achieve expert-level excellence
- Promote the acquisition of technical skills and abilities, through a powerful audiovisual system, and the possibility of development through online simulation workshops and/or specific training
- Encourage professional stimulation through continuing education and research



Take this opportunity and take the step to get up-to-date on the latest developments in Medical Expertise and Bodily Injury Assessment”





Specific Objectives

- ♦ Define the different investigative techniques used in Forensic Medicine
- ♦ Define the process for conducting Criminological Examinations
- ♦ Update general knowledge about this branch of medicine
- ♦ Expertise in the medical thanatological concepts of Forensic Sciences
- ♦ Conduct an in-depth study of cadaveric phases and phenomena
- ♦ Understand the phases of an accident and the injuries resulting from it
- ♦ Be able to objectify injuries
- ♦ Avoid fraud losses in this type of practice, before large companies or third parties
- ♦ Update the knowledge of Anthropology in all its aspects
- ♦ Identify the phases of the evidence and crime scene
- ♦ Describe the profiles of persons who may have intentionally carried out a self-injury, accident or homicide by simulating a traffic accident
- ♦ Explain how to act in cases of Post-Traumatic stress
- ♦ Define the nature of offenses against sexual freedom and indemnity
- ♦ Define the relevant aspects for the identification of possible aggressions
- ♦ Define the relevant aspects for the identification of possible aggressors
- ♦ Explain the mechanism of the most common vehicular traffic accident injuries
- ♦ Define the mechanisms of death
- ♦ Define the different personality types of subjects
- ♦ Describe the components of the antisocial personality
- ♦ Explain how to deal with Post-Traumatic Stress Disorder
- ♦ Describe the process of Forensic Evidence Collection in medicine
- ♦ Explain the principles of Storing and Transporting Samples
- ♦ Describe the different cadaveric phenomena
- ♦ Identify whether injuries are vital, perimortal or postvital
- ♦ Explain the process of removal of the body
- ♦ Define the process of Assessment of Expertise Evidence
- ♦ Describe the Code of Ethics of the Judicial Expert
- ♦ Explain the characteristics and structure of Expert Evidence
- ♦ Define the Accident Reconstruction Procedure
- ♦ Explain the Study of Footprints
- ♦ Classify the types of Bloodstains and the correct process of Blood Sampling
- ♦ Explain the principles of Forensic Genetics
- ♦ Define the concept of Chain of Custody
- ♦ Analyze possible fraud in the event of claims and accidents

03 Skills

After passing the evaluations of the Professional Master's Degree in Medical Expertise and Bodily Injury Assessment, the physician will have acquired the professional skills necessary for a quality and up-to-date praxis based on the latest scientific evidence.





“

With this program you will be able to master the new procedures in Medical Expertise and Bodily Injury Assessment”



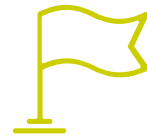
Basic Skills

- ♦ Update the knowledge of the professional with special training and interest in the field of Legal and Forensic Medicine
- ♦ Promote work strategies based on a comprehensive approach to the expert witness as a reference model to achieve expert-level excellence
- ♦ Promote the acquisition of technical skills and abilities, through a powerful audiovisual system, and the possibility of development through online simulation workshops and/or specific training
- ♦ Encourage professional stimulation through continuing education and research



Improve the care of your patients by taking advantage of the training offered by the Professional Master's Degree in Medical Expertise and Bodily Injury Assessment"





Specific Skills

- ♦ Expand general knowledge about this branch of medicine
- ♦ Conduct an in-depth study of cadaveric phases and phenomena
- ♦ Conduct a study that allows the professional to acquire the necessary knowledge to be able to identify any type of sexual injury at a forensic level
- ♦ Identify the Phases of the Evidence and Crime Scene
- ♦ Describe disorders, personalities and legal aspects of Forensic Criminology
- ♦ Recognize the Stages of Evidence and Crime Scenes
- ♦ Define the mechanisms of Accident Production and Damage Assessment in relation to these mechanisms
- ♦ Evaluate Fraud through rigorous analysis of the Evidence and the Scene
- ♦ Define the importance of the role of nursing in Forensic Sciences
- ♦ Describe the process of Damage Assessment and preparation of the Expert Report based on the available evidence

04

Course Management

The program includes in its teaching staff revered specialists in the area of Forensic Medicine, who pour into this specialization the experience of their work. Additionally, other recognized specialists participate in its design and preparation, which means that the program is developed in an interdisciplinary manner.



“

The leading experts in Medical Expertise are at the best university. Don't miss the opportunity to study with the best"

Guest Directors



Dr. Pinto Pastor, María del Pilar

- ♦ Forensic Physician
- ♦ Member of the Francisco Vallés Institute of Clinical Ethics.
- ♦ Asisa-Lavinia Bioethics and Health Law Committee Member.
- ♦ Degree in Medicine from the Complutense University of Madrid.
- ♦ Professional and Research Master's Degree in Health Expertise from the Complutense University of Madrid.
- ♦ Master's Degree in Health Law from the European University.
- ♦ Master's Degree in Clinical Bioethics from the Ortega Marañón Foundation.



Dr. Santiago Sáez, Andrés S.

- ♦ Deputy Director of the School of Legal Medicine and Forensic Medicine of Madrid (Complutense University of Madrid).
- ♦ Head of the Legal Medicine Department of the Clinical Hospital San Carlos of Madrid.
- ♦ Degree in Medicine and Surgery from the Autonomous University of Madrid.
- ♦ Master's Degree in Bodily Injury Assessment at the Complutense University of Madrid.
- ♦ Master's Degree in Health Expertise from the Complutense University of Madrid.
- ♦ Master's Degree in Health Law from the European University of Madrid.

Professors

Dr. García Martín, Ángel F.

- ♦ Physician in Madrid Salud
- ♦ Associate Professor of the Department of Legal Medicine, Psychiatry and Pathology Faculty of Medicine (Complutense University of Madrid).
- ♦ Professor at the School of Legal and Forensic Medicine of Madrid.
- ♦ Degree in Medicine and Surgery
- ♦ Doctor of Medicine, UCM

Dr. Olivares Pardo, Enrique

- ♦ Plastic Surgeon Niño Jesús Hospital, Madrid
- ♦ Associate Professor at the European University of Madrid
- ♦ Associate Professor, Department of Forensic Medicine, Psychiatry and Pathology, Faculty of Medicine (Complutense University of Madrid).
- ♦ Degree in Medicine from the Complutense University of Madrid.
- ♦ Doctor of Surgery (UAH)
- ♦ Forensic and legal medicine specialist.
- ♦ Specialist in Plastic, Reconstructive and Aesthetic Surgery.

Dr. Delgado Arnaiz, Cristina

- ♦ Specialist Physician at the University Hospital Fundación Alcorcón.
- ♦ Collaborating Professor in the Department of Legal Medicine, Psychiatry and Pathology. Faculty of Medicine UCM and at the URJC
- ♦ D. candidate in Medical and Surgical Sciences at the Complutense University of Madrid.
- ♦ Degree in Medicine from the University of Alcalá
- ♦ Specialist in Legal and Forensic Medicine

Dr. Liaño Riera, Miryam

- ♦ Out-of-hospital emergency physician. Rural Attention Service. Health Center Navas del Rey. Madrid
- ♦ Associate Professor, Department of Legal Medicine, Psychiatry and Pathology, Faculty of Medicine, Complutense University of Madrid.
- ♦ Professor at the School of Legal and Forensic Medicine of Madrid.
- ♦ Expert collaborator with the School of Forensic Medicine UCM.
- ♦ D. in Medicine and Surgery from the UAM.
- ♦ Master's Degree in Health Law and Bioethics from the UCLM

05

Structure and Content

The structure of the contents has been designed by a team of professionals from the best forensic centers and universities in the country, who are aware of the relevance of up-to-date training to be able to intervene in situations that require a forensic and legal medical approach, and are committed to quality teaching through new educational technologies.



“

This Professional Master's Degree in Medical Expertise and Bodily Injury Assessment contains the most complete and up-to-date scientific program on the market”

Module 1. Update

- 1.1. Medical Expert Evidence in the Different Fields of Law
 - 1.1.1. Concept of Expert Evidence
 - 1.1.2. Sections of Expert Evidence
 - 1.1.3. Legal Applications of Expert Evidence
- 1.2. Forensic Medicine Systems in America and Europe
 - 1.2.1. Main Differences between Systems
 - 1.2.2. Legal Amendments between Countries
- 1.3. Expert Investigation and Method
 - 1.3.1. Research Techniques
 - 1.3.2. Research Limits
 - 1.3.3. Legal Aspects of Research
- 1.4. Ethics and Expert Evidence
 - 1.4.1. Professional Ethics
 - 1.4.2. Objectivity in Expertise
 - 1.4.3. Subjectivity in Expertise
 - 1.4.4. Oath according to the Civil Procedure Law
- 1.5. Professional Responsibility of the Medical Expert
 - 1.5.1. Civil Liability Insurance
 - 1.5.2. Concept of Expert Liability
 - 1.5.3. Aspects of the Civil Procedure Law

Module 2. Forensic Thanatology

- 2.1. General Aspects
 - 2.1.1. Concept and Content
 - 2.1.2. Concepts of Death
 - 2.1.3. Degrees of Death
- 2.2. Legal Transcendence
- 2.3. Mortuary Progression
 - 2.3.1. Agony Indicators
 - 2.3.2. Precedence in Multiple Deaths

- 2.4. How is Death Diagnosed?
 - 2.4.1. Concept and Methodology
- 2.5. Death Demonstrated
 - 2.5.1. Encephalic Death
 - 2.5.2. Death in Cardiac Arrest
- 2.6. Cadaveric Phenomena
 - 2.6.1. Concept
 - 2.6.2. Classification
- 2.7. Cooling
 - 2.7.1. The way they are formed
- 2.8. Dehydration, Lividity, and Hypostasis
 - 2.8.1. The way they are formed
- 2.9. Stiffness and Spasm
 - 2.9.1. The way they are formed
- 2.10. Autolysis and Putrefaction
 - 2.10.1. Chronology of Putrefaction
- 2.11. Preservative and Transformative Phenomena of the Cadaver. Saponification
 - 2.11.1. Concept and Classification
- 2.12. Preservative and Transformative Phenomena of the Cadaver. Mummification
 - 2.12.1. Concept
 - 2.12.2. Phases of the Process
- 2.13. Preservative and Transformative Phenomena of the Cadaver. Corification
 - 2.13.1. Concept
 - 2.13.2. Phases of the Process
- 2.14. Other Cadaveric Phenomena
 - 2.14.1. Concept
 - 2.14.2. Phases
- 2.15. Duration of Death
 - 2.15.1. Concept and Importance
 - 2.15.2. Routines and Means of Dating Death
- 2.16. Criminal Judicial Autopsy and Civil Judicial Autopsy
 - 2.16.1. Definition and Methodology
 - 2.16.2. Forms of Action



- 2.17. Autopsy Times
 - 2.17.1. External Cadaveric Examination
 - 2.17.2. Internal Cadaveric Examination
- 2.18. Auxiliary Techniques for Forensic Medical Necrodiagnosis
 - 2.18.1. Classification and Concept
- 2.19. Vital, Perimortal, and Postvital injuries
 - 2.19.1. Origin
 - 2.19.2. Routines
 - 2.19.3. Diagnostic Methods
- 2.20. Discovery of the Corpse
 - 2.20.1. Removal of the Corpse
 - 2.20.2. Site Inspection

Module 3. Forensic Pathology I

- 3.1. Death due to Injury
 - 3.1.1. Classification
 - 3.1.2. Destruction of Vital Centers
 - 3.1.3. Hemorrhages
- 3.2. Traumatic Shock and Embolisms
 - 3.2.1. Concept
 - 3.2.2. The way they are formed
- 3.3. Multiorgan Dysfunction Syndrome
 - 3.3.1. Definition and concept
- 3.4. Mechanisms of Natural Death
 - 3.4.1. Concept and Classification
- 3.5. Natural Death of Cardiovascular and Respiratory Origin
 - 3.5.1. Concept and Classification
- 3.6. Natural Death of Neurological Origin
 - 3.6.1. Concept and Diagnosis
- 3.7. Natural Death of Digestive and Metabolic Origin
- 3.8. Sudden Infant Death
 - 3.8.1. Classification
 - 3.8.2. Possible Disguised Deaths (Abuse)

- 3.9. Sudden Adult Death
 - 3.9.1. Concept and Classification
- 3.10. Study of Contusions
 - 3.10.1. Signs of Struggle
 - 3.10.2. Signs of Defence
- 3.11. Stab Wounds
 - 3.11.1. Types of Wounds
 - 3.11.2. The way they are formed
- 3.12. Gunshot Wounds
 - 3.12.1. Types of Wounds
 - 3.12.1.1. Entry Wounds
 - 3.12.1.2. Exit Wounds
 - 3.12.1.3. The Way They Are Formed
- 3.13. Electrical Injuries
 - 3.13.1. Concept
 - 3.13.2. The Way They Are Formed
- 3.14. Cold, Radiation, and Atmospheric Pressure Injuries
 - 3.14.1. Concept
 - 3.14.2. Classification
 - 3.14.3. The Way They Are Formed
- 3.15. Heat Injuries and Burns
 - 3.15.1. Concept
 - 3.15.2. Classification
 - 3.15.3. Identification
- 3.16. Fire Injuries
 - 3.16.1. Concept
 - 3.16.2. Classification
 - 3.16.3. Identification
- 3.17. Blast Injuries
- 3.18. Major Disasters

Module 4. Forensic Pathology II

- 4.1. Domestic Abuse
 - 4.1.1. Concept
 - 4.1.2. Detection
 - 4.1.3. Diagnosis
- 4.2. Child Abuse
 - 4.2.1. Concept
 - 4.2.2. Detection
 - 4.2.3. Diagnosis
- 4.3. Child Sexual Abuse
 - 4.3.1. Concept
 - 4.3.2. Detection
 - 4.3.3. Diagnosis
- 4.4. Abuse in Relationships
 - 4.4.1. Concept
 - 4.4.2. Detection
 - 4.4.3. Diagnosis
 - 4.4.4. Possible False Abuse
- 4.5. Elder Abuse
 - 4.5.1. Concept
 - 4.5.2. Detection
 - 4.5.3. Diagnosis
- 4.6. Traffic Accident Injuries
 - 4.6.1. Concept
 - 4.6.2. Classification
- 4.7. Forensic Medical Investigation of Aircraft Accidents
 - 4.7.1. Concept
 - 4.7.2. Basic Notions
- 4.8. Mechanical Asphyxiation
 - 4.8.1. Concept
 - 4.8.2. Classification
- 4.9. Mechanisms of Death
 - 4.9.1. Common Injuries in Deaths due to Asphyxiation

- 4.10. Hanging
 - 4.10.1. Concept
 - 4.10.2. Classification
 - 4.10.3. Diagnosis
- 4.11. Strangulation
 - 4.11.1. Concept
 - 4.11.2. Classification
 - 4.11.3. Diagnosis
- 4.12. Suffocation
 - 4.12.1. Concept
 - 4.12.2. Diagnosis
- 4.13. Submersion
 - 4.13.1. Concept
 - 4.13.2. Diagnosis
- 4.14. Violent Death in Infants
 - 4.14.1. Concept
 - 4.14.2. Relevant Aspects to Identify Possible Aggressions
 - 4.14.3. Relevant Aspects to Identify Possible Aggressors
- 4.15. Natural and Violent Pathology in Relation to Work
 - 4.15.1. Common Disease
 - 4.15.2. Professional Disease
 - 4.15.3. Occupational Disease
 - 4.15.4. Common Accidents
 - 4.15.5. Occupational Accidents
- 4.16. Causal Links in the Production of Injuries
- 4.17. Contents of the Medical Report to Aid the Courts

Module 5. Damage Assessment

- 5.1. Appraisal and Valuation
 - 5.1.1. Delimitation of Terms
 - 5.1.2. Expert Appraisal
 - 5.1.3. Expert Appraisal

- 5.2. Basic National Regulations
 - 5.2.1. Organic Law 6/1985 of July 1, 1985 of the Judicial Power
 - 5.2.2. Law 1/2000 of January 7, 2000 of Civil Procedure
 - 5.2.3. Criminal Procedure Law of 1982
 - 5.2.4. Law 1/1996 of January 10, 1996 on Free Legal Aid
- 5.3. Judicial and Extrajudicial Evidence
 - 5.3.1. Concept of Proof
 - 5.3.2. Means of Proof
 - 5.3.3. Types of Proof
 - 5.3.4. Fields of Action
 - 5.3.5. Time at which the Expert Evidence is Requested
 - 5.3.6. Proof Practice
- 5.4. The Experts
 - 5.4.1. Concept
 - 5.4.2. Types of Experts
 - 5.4.3. Procedure for the Appointment of Experts
 - 5.4.4. Conditions to be met by an Expert
 - 5.4.5. Impartiality Control of the Experts
 - 5.4.6. Expert Fees
- 5.5. Expert Assessment
 - 5.5.1. Assessment
 - 5.5.2. Expert Examination
 - 5.5.3. Judicial Expert Opinions and Reports
 - 5.5.4. Evaluation of Expert Evidence
 - 5.5.5. Performance of the Experts at the Trial or Hearing
- 5.6. Legislation
 - 5.6.1. Operation and Legislation
 - 5.6.2. Code of Ethics of the Judicial Expert
- 5.7. Responsibility
 - 5.7.1. Concept
 - 5.7.2. Types
 - 5.7.3. Civil Liability Insurance

- 5.8. Preparation of Report/Opinion
 - 5.8.1. Characteristics and Structure
 - 5.8.2. Requirements
 - 5.8.3. Advice
- 5.9. Evaluation of Expert Evidence
 - 5.9.1. Concept
 - 5.9.2. Evaluation of Evidence by Judges and Tribunals
- 5.10. Appraisals
 - 5.10.1. Medico-legal
 - 5.10.2. Psychological

Module 6. Accident Investigation

- 6.1. Traffic Accidents
 - 6.1.1. Concept
 - 6.1.2. Phases
 - 6.1.3. Vehicle Classification
 - 6.1.4. Accident Classification
- 6.2. Elements Involved
 - 6.2.1. Concept
 - 6.2.2. Roads or Paths
 - 6.2.3. The People
 - 6.2.4. Environment
 - 6.2.5. Intensity
- 6.3. Accident Reconstruction
 - 6.3.1. Accident Analysis
 - 6.3.2. Reconstruction Procedure
 - 6.3.3. Objectives
 - 6.3.4. Physical Fundamentals
 - 6.3.5. Simple Sliding
 - 6.3.6. Calculation of Speed from Sliding
 - 6.3.7. Physical Fundamentals Applicable to Vehicle Crashes
 - 6.3.8. Collision Elasticity
 - 6.3.9. Speed Assessment



- 6.3.10. Kinematic Sequences
- 6.3.11. Graphical Representations
- 6.3.12. Impact Speed Estimation Methods
- 6.4. Claims Fraud
 - 6.4.1. Concept
 - 6.4.2. Fraud Analysis
 - 6.4.3. Types of Fraud
 - 6.4.4. Role of Forensic Medicine in Accidents
- 6.5. Damage Assessment System
 - 6.5.1. General Criteria
 - 6.5.2. Indemnifications
 - 6.5.3. Sequels
 - 6.5.4. Temporary Injuries

Module 7. Forensic Sexology

- 7.1. Crimes Against Sexual Freedom and Indemnity
 - 7.1.1. Concept
 - 7.1.2. Classification
- 7.2. Pregnancy and Abortion
 - 7.2.1. Concept
 - 7.2.2. Typology
 - 7.2.3. Issues of Interest to the Courts
- 7.3. Physiological Birth Diagnosis
 - 7.3.1. Concept
 - 7.3.2. Issues of Interest to the Courts
- 7.4. Sex Diagnosis
 - 7.4.1. Concept
 - 7.4.2. Issues of Interest to the Courts
 - 7.4.3. Update on Gender Dysphoria
- 7.5. Sexual Dysfunctions
 - 7.5.1. Concept
 - 7.5.2. Classification

- 7.6. Medical Forensic Aspects of Personality Disorders I
 - 7.6.1. Classification
 - 7.6.2. Diagnosis
- 7.7. Medical Forensic Aspects of Personality Disorders II
 - 7.7.1. Classification
 - 7.7.2. Diagnosis

Module 8. Criminalistics

- 8.1. Evidence at the Scene
 - 8.1.1. Biological Evidence
 - 8.1.2. Non-Biological Evidence
 - 8.1.3. Sample Collection
 - 8.1.4. Chain of Custody
 - 8.1.5. Classification
- 8.2. Study of Footprints
 - 8.2.1. Classification
 - 8.2.2. Sample Collection
 - 8.2.3. Methodology
- 8.3. Bloodstain Investigation
 - 8.3.1. Classification
 - 8.3.2. Sample Collection
- 8.4. Other Biological Stains
 - 8.4.1. Classification
 - 8.4.2. Sample Collection
- 8.5. Forensic Genetics
 - 8.5.1. Classification
 - 8.5.2. Collecting Samples for the Laboratory

Module 9. Criminology

- 9.1. Introduction
 - 9.1.1. Subject's Personality
- 9.2. Normality vs Abnormality
 - 9.2.1. Zuckerman
 - 9.2.2. Eynsenck
 - 9.2.3. Cloninger
- 9.3. Personalities
 - 9.3.1. Social Personality
 - 9.3.2. Deviant Personality
 - 9.3.3. Antisocial Personality
- 9.4. Components of the Antisocial Personality
 - 9.4.1. Egocentrism
 - 9.4.2. Aggressiveness
 - 9.4.3. Lability
 - 9.4.4. Emotional Indifference
- 9.5. Principles and Levels of Criminological Interpretation
 - 9.5.1. Origin of Criminology
 - 9.5.1.1. Definitions of Interest
 - 9.5.2. Personality Criminology
 - 9.5.2.1. Concept
 - 9.5.3. Clinical Criminology
 - 9.5.3.1. Concept
 - 9.5.4. Developmental Criminology
 - 9.5.4.1. Concept
 - 9.5.5. Interpretation Levels
 - 9.5.5.1. Behavioral Level
 - 9.5.5.2. Individual Level
 - 9.5.5.3. General Level



- 9.6. Research Methods and Techniques
 - 9.6.1. Research Methods
 - 9.6.1.1. Scientific Method
 - 9.6.1.2. Positive Method
 - 9.6.1.3. Clinical Method
 - 9.6.1.4. Historical Method
 - 9.6.1.5. Experimental Method
 - 9.6.1.6. Statistical Method
 - 9.6.1.7. Sociological Method
 - 9.6.2. Research Techniques.
 - 9.6.2.1. Examination
 - 9.6.2.2. Observation
 - 9.6.2.3. Victimization
 - 9.6.2.4. Social Survey
 - 9.6.2.5. Criminological Interview
 - 9.6.2.5.1. Phases of the Interview
 - 9.6.2.6. Criminological Examinations
- 9.7. Criminogenic Factors
 - 9.7.1. Concept
 - 9.7.1.1. Criminogenic Cause
 - 9.7.1.2. Criminogenic Factors
 - 9.7.1.3. Criminogenic Motive
 - 9.7.2. Exogenous Criminogenic Factors
 - 9.7.2.1. Physical
 - 9.7.2.2. Family
 - 9.7.2.3. Social
 - 9.7.3. Endogenous Criminogenic Factors
 - 9.7.3.1. Somatics
 - 9.7.3.2. Cognitive

06

Methodology

This training program provides you with a different way of learning. Our methodology uses a cyclical learning approach: ***Re-learning***.

This teaching system is used in the most prestigious medical schools in the world, and major publications such as the ***New England Journal of Medicine*** have considered it to be one of the most effective.



“

Discover Re-learning, a system that abandons conventional linear learning, to take you through cyclical teaching systems: a way of learning that has proven to be extremely effective, especially in subjects that require memorization"

At TECH we use the Case Method

In a given situation, what would you do? Throughout the program you will be presented with multiple simulated clinical cases based on real patients, where you will have to investigate, establish hypotheses and, finally, resolve the situation. There is abundant scientific evidence on the effectiveness of the method. Specialists learn better, faster, and more sustainably over time.

With TECH you can experience a way of learning that is shaking the foundations of traditional universities around the world.



According to Dr. Gervas, the clinical case is the annotated presentation of a patient, or group of patients, which becomes a "case", an example or model that illustrates some peculiar clinical component, either because of its teaching potential or because of its uniqueness or rarity. It is essential that the case is based on current professional life, trying to recreate the real conditions in professional medical practice.

“

Did you know that this method was developed in 1912 at Harvard for law students? The case method consisted of presenting students with real-life, complex situations for them to make decisions and justify their decisions on how to solve them. In 1924, Harvard adopted it as a standard teaching method”

The effectiveness of the method is justified by four fundamental achievements:

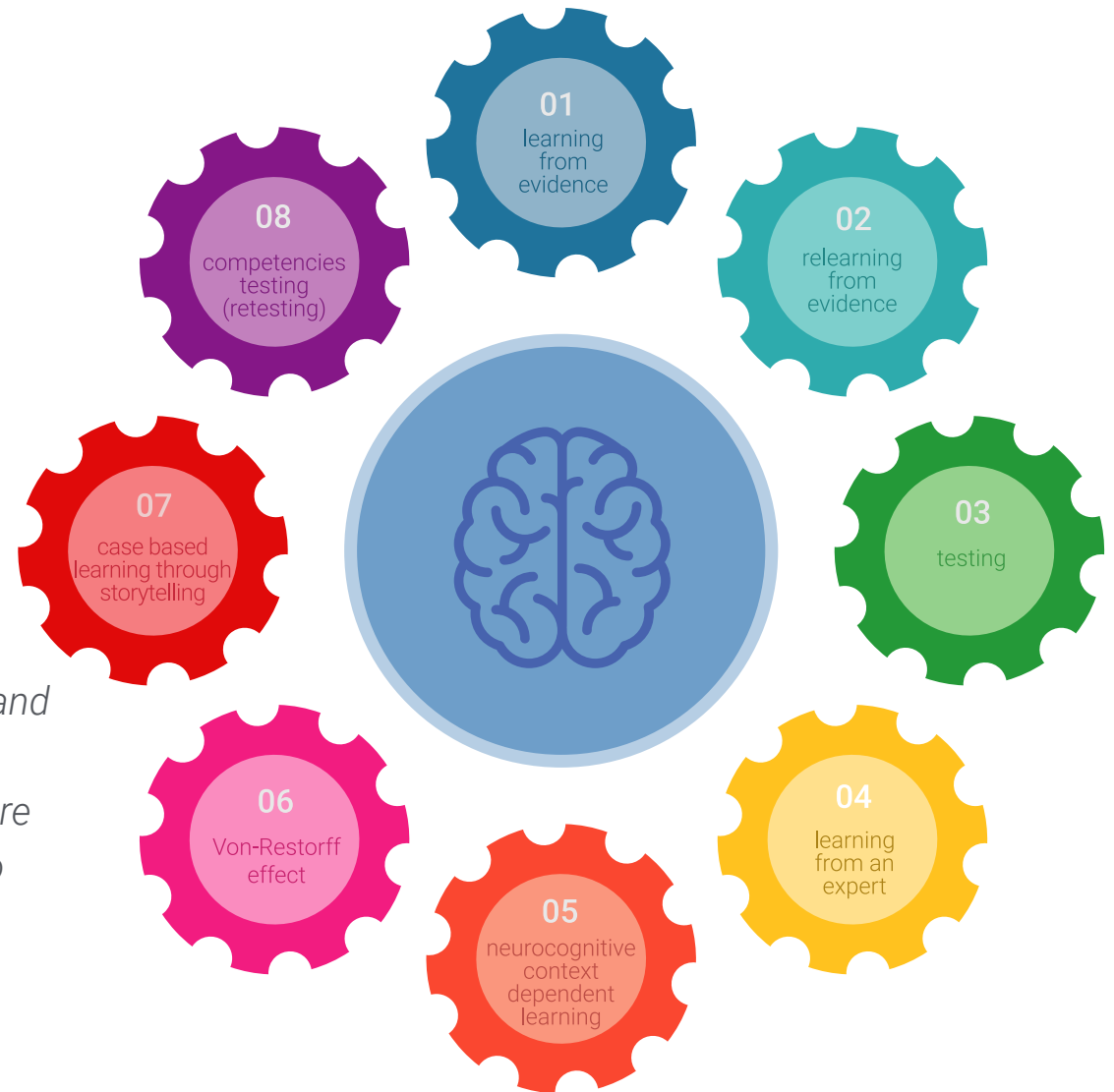
1. Students who follow this method not only grasp concepts, but also develop their mental capacity by evaluating real situations and applying their knowledge.
2. The learning process has a clear focus on practical skills that allow the student to better integrate into the real world.
3. Ideas and concepts are understood more efficiently, given that the example situations are based on real-life.
4. Students like to feel that the effort they put into their studies is worthwhile. This then translates into a greater interest in learning and more time dedicated to working on the course.



Re-learning Methodology

At TECH we enhance the Harvard case method with the best 100% online teaching methodology available: Re-learning.

Our University is the first in the world to combine the study of clinical cases with a 100% online learning system based on repetition, combining a minimum of 8 different elements in each lesson, which represent a real revolution with respect to simply studying and analyzing cases.



The physician will learn through real cases and by solving complex situations in simulated learning environments. These simulations are developed using state-of-the-art software to facilitate immersive learning.

At the forefront of world teaching, the Re-learning method has managed to improve the overall satisfaction levels of professionals who complete their studies, with respect to the quality indicators of the best Spanish-speaking online university (Columbia University).

With this methodology we have trained more than 250,000 physicians with unprecedented success, in all clinical specialties regardless of the surgical load. All this in a highly demanding environment, where the students have a strong socio-economic profile and an average age of 43.5 years.

Re-learning will allow you to learn with less effort and better performance, involving you more in your specialization, developing a critical mindset, defending arguments, and contrasting opinions: a direct equation to success.

In our program, learning is not a linear process, but rather a spiral (we learn, unlearn, forget, and re-learn). Therefore, we combine each of these elements concentrically.

The overall score obtained by our learning system is 8.01, according to the highest international standards.



In this program you will have access to the best educational material, prepared with you in mind:



Study Material

All teaching material is produced by the specialists who teach the course, specifically for the course, so that the teaching content is really specific and precise.

This content is then adapted in an audiovisual format that will create our way of working online, with the latest techniques that allow us to offer you high quality in all of the material that we provide you with.



Latest Techniques and Procedures on Video

We introduce you to the latest techniques, to the latest educational advances, to the forefront of current medical techniques. All this, in first person, with the maximum rigor, explained and detailed for your assimilation and understanding. And best of all, you can watch them as many times as you want.



Interactive Summaries

We present the contents attractively and dynamically in multimedia lessons that include audio, videos, images, diagrams, and concept maps in order to reinforce knowledge.

This unique multimedia content presentation training system was awarded by Microsoft as a "European Success Story".



Additional Reading

Recent articles, consensus documents, international guides. in our virtual library you will have access to everything you need to complete your training.





Expert-Led Case Studies and Case Analysis

Effective learning ought to be contextual. Therefore, we will present you with real case developments in which the expert will guide you through focusing on and solving the different situations: a clear and direct way to achieve the highest degree of understanding.



Testing & Re-Testing

We periodically evaluate and re-evaluate your knowledge throughout the program, through assessment and self-assessment activities and exercises: so that you can see how you are achieving your goals.



Classes

There is scientific evidence suggesting that observing third-party experts can be useful.

Learning from an expert strengthens knowledge and memory, and generates confidence in our future difficult decisions.



Quick Action Guides

We offer you the most relevant contents of the course in the form of worksheets or quick action guides. A synthetic, practical, and effective way to help you progress in your learning.



07

Certificate

The Professional Master's Degree in Medical Expertise and Bodily Injury Assessment guarantees, in addition to the most rigorous and up-to-date training, access to a Professional Master's Degree Certificate issued by TECH Technological University.





“

Successfully complete this training and receive your university degree without travel or laborious paperwork”

This **Professional Master's Degree in Medical Expertise and Bodily Injury Assessment** contains the most complete and up-to-date scientific program on the market.

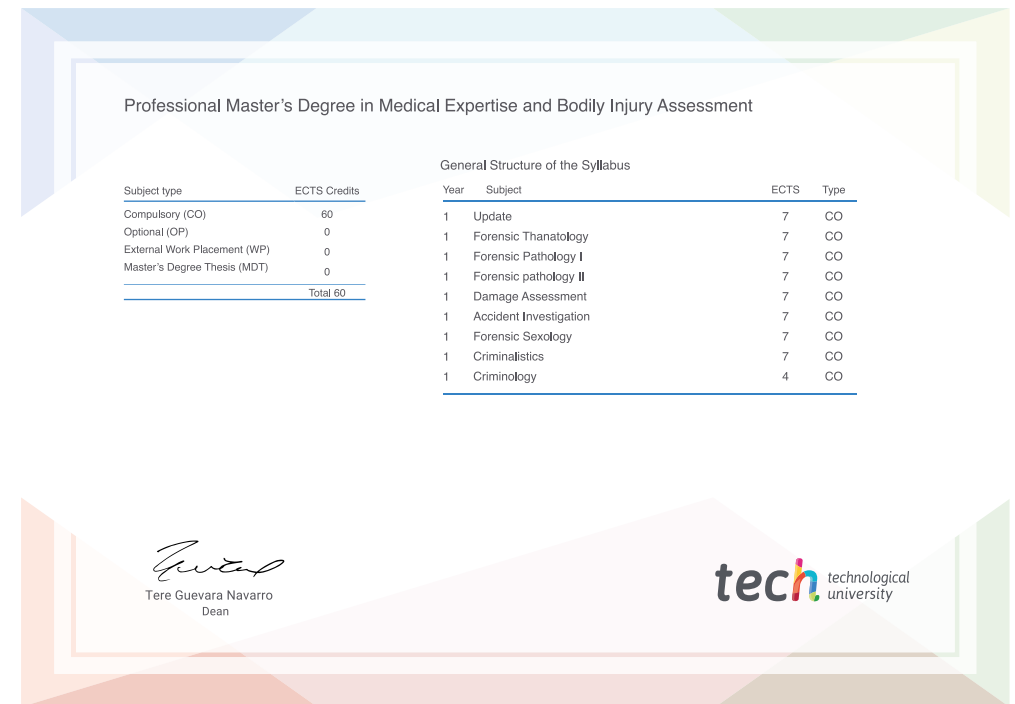
After passing the evaluation, the student will receive a **Professional Master's Degree Certificate** from **TECH Technological University**.

This degree contributes to the academic development of the professional and adds a high university level value to their training, and is 100% valid in all competitive examinations, labor exchanges and professional career evaluation committees.

Title: **Professional Master's Degree in Medical Expertise and Bodily Injury Assessment.**

ECTS: **60**

No. of Official Hours: **1,500**



*Apostille Convention. In the event that the student wishes to have their paper certificate issued with an apostille, TECH EDUCATION will make the necessary arrangements to obtain it, at an additional cost.

future

health

confidence people

education information tutors

guarantee accreditation teaching

institutions technology learning

community commitment



Professional Master's Degree

Medical Expertise
and Bodily Injury
Assessment

Course Modality: Online

Duration: 12 months.

Certificate: TECH Technological University

60 ECTS Credits

Teaching Hours: 1,500 hours.

Professional Master's Degree

Medical Expertise and Bodily
Injury Assessment

