

Professional Master's Degree

Clinical Dermatology





Professional Master's Degree Clinical Dermatology

- » Modality: online
- » Duration: 12 months
- » Certificate: TECH Technological University
- » Dedication: 8h/week
- » Schedule: at your own pace
- » Exams: online

Website: www.techtute.com/pk/medicine/professional-master-degree/master-clinical-dermatology

Index

01

Introduction

p. 4

02

Objectives

p. 8

03

Skills

p. 12

04

Structure and Content

p. 16

05

Methodology

p. 20

07

Certificate

p. 28

01

Introduction

The latest scientific advances have enabled dermatology professionals to make increasingly accurate diagnoses and apply more effective treatments. This knowledge is constantly being updated thanks to studies that delve deeper into various conditions such as skin cancer, psoriasis or hyperhidrosis. In a highly competitive and changing scenario, the specialist needs to be aware of the progress taking place in their field. This 100% online program offers the most exhaustive and recent knowledge through multimedia content using the latest technology applied to academic teaching.





This 100% online Professional Master's Degree will contribute to the recycling of your knowledge in the field of Clinical Dermatology"

The role of the dermatology professional has become more important in recent years, not only because of advances in skin care from an aesthetic point of view, but also because of its relevance in the detection of other diseases that can sometimes be serious for people. In this scenario, the specialist must make progress with the most up-to-date knowledge possible. To this end, this Professional Master's Degree in Clinical Dermatology is born, offering students a university education with the most comprehensive information in this field.

A program taught by experts in this specialty and who have extensive experience in this sector. Their knowledge is reflected in the content of this program, where, throughout the 12 months of learning, the professional will cover hereditary, inflammatory, infectious diseases, the pathology of the pilosebaceous junction or connective tissue diseases. Oncological dermatology will also have its place in the program, where students will learn about the different types of tumors and the cutaneous manifestations of internal diseases.

All this, with a theoretical-practical approach to the syllabus where the use of audiovisual material (video summaries, detailed videos, interactive diagrams), specialized readings and case studies will have great practical and direct application for the professional.

An excellent opportunity for dermatologists seeking to update their knowledge in a convenient academic format, since this university program can be taken from any place and at any time. You only need an electronic device to access the entire syllabus which is available from the beginning of the course on the virtual platform. In this way, students are free to connect whenever they want, since there are no fixed class schedules. A program designed for professionals who wish to balance quality education with their work and personal responsibilities.

This **Professional Master's Degree in Clinical Dermatology** contains the most complete and up-to-date scientific program on the market. The most important features include:

- ♦ Practical cases presented by experts in Dermatology
- ♦ The graphic, schematic, and practical contents with which they are created, provide scientific and practical information on the disciplines that are essential for professional practice
- ♦ Practical exercises where self-assessment can be used to improve learning
- ♦ Special emphasis on innovative methodologies
- ♦ Theoretical lessons, questions to the expert, debate forums on controversial topics, and individual reflection assignments
- ♦ Content that is accessible from any fixed or portable device with an Internet connection



Update your knowledge through the Professional Master's Degree in Clinical Dermatology, which uses the latest teaching tools"



A unique specialization that will allow you to update your knowledge in a highly competitive field"

The program's teaching staff includes professionals from the sector who contribute their work experience to this program, as well as renowned specialists from leading societies and prestigious universities.

The multimedia content, developed with the latest educational technology, will provide the professional with situated and contextual learning, i.e., a simulated environment that will provide immersive training programmed to learn in real situations.

This program is designed around Problem-Based Learning, whereby the professional must try to solve the different professional practice situations that arise throughout the program. For this purpose, the student will be assisted by an innovative interactive video system created by renowned and experienced experts.

Over 12 months you will learn, in depth, about scientific studies and the latest techniques in the detection of various pathologies.

Access the syllabus 24 hours a day from your computer or tablet. TECH adapts to you.



02 Objectives

This program has been designed with the objective of offering the dermatology professional the most up-to-date information in the field. As such, upon completion of this university program, the student will be aware of the most recent scientific studies, the latest developments in diagnostic and therapeutic procedures for dermatological oncologic processes, and will have reviewed the evidence on clinical action in the treatment of vascular malformations and hemangiomas. The teaching team of this program will be in charge of guiding the specialist during the 1,500 teaching hours of this qualification.



“

TECH provides you with all the teaching tools you need to achieve your knowledge improvement goals"



General objective

- Update your knowledge in Clinical Dermatology with the use of the latest scientific evidence to contribute with quality and confidence when making medical decisions, diagnosis, treatment, and providing patient support



You will be aware of the latest developments in the field of nail pathology, dermatological oncological processes or pathologies of the pilosebaceous junction"





Specific objectives

Module 1. General Aspects

- ♦ Describe the analytical studies as well as the appropriate complementary tests to be ordered to confirm the clinical diagnosis
- ♦ Apply the appropriate therapeutic regimen according to the pathology, but also according to the patient's own characteristics

Module 2. Hereditary Diseases

- ♦ Establish the differences between the different types of inherited dermatological diseases
- ♦ Identify the routes of administration and the most commonly used medicines in common conditions

Module 3. Inflammatory Diseases

- ♦ Describe the main dermatological diseases of inflammatory origin
- ♦ Determine which skin manifestations are serious and require immediate attention

Module 4. Pilosebaceous Junction Pathology

- ♦ Point out the main typical locations and distribution patterns of skin lesions
- ♦ Address new diagnostic techniques and the therapeutic approach to pathologies of the pilosebaceous junction

Module 5. Connectivopathies and Autoimmune Diseases

- ♦ Establish the differences between the different types of connective tissue diseases by analysing the main clinical manifestations
- ♦ Describe the main disorders of keratinisation and their distinguishing features

Module 6. Infectious Diseases

- ♦ Identify the signs and symptoms of neurocutaneous diseases and their consequences for the patient
- ♦ Recognise the keys to establishing a differential diagnosis for nosological entities that share cutaneous clinical features

Module 7. Oncologic Dermatology

- ♦ Incorporate the latest advances in diagnostic and therapeutic procedures in dermatological oncological processes
- ♦ Differentiate between papulosquamous, blistering and pustular pathologies

Module 8. Dermatology in Special Population Groups

- ♦ Describe the new diagnostic approaches in special population groups in our environment
- ♦ Identify the pathochrony and natural history, associated extracutaneous symptoms and signs, and other distinctive clinical data to enable identification

Module 9. Cutaneous Manifestations of Internal Diseases

- ♦ Establish medical care procedures for cutaneous manifestations of internal diseases
- ♦ Identify the possible complications that may arise from them

Module 10. Other Areas of Interest in Dermatology

- ♦ Identify new developments in the field of nail pathology
- ♦ Review the evidence on clinical management of vascular malformations and hemangiomas
- ♦ Describe the advances in photodermatology and their therapeutic applications in the face of skin pathology

03 Skills

Dermatologists who complete this qualification will be able to update their skills in a sector where there is strong competition. Therefore, at the end of this program, the specialist will be able to expand their skills in the detection of hereditary dermatological diseases, diseases of inflammatory origin, different types of connective tissue diseases and a wide range of conditions. Detailed videos and clinical cases will facilitate the broadening of skills for daily clinical practice.





“

Update your skills in Clinical Dermatology with a Professional Master's Degree that is flexible and adaptable to professionals' lives"



General skills

- ♦ Develop within the profession in terms of working with other health professionals, acquiring skills to work as a team
- ♦ Recognize the need to maintain your professional skills and keep them up to date, with special emphasis on autonomous and continuous learning of new information
- ♦ Develop the capacity for critical analysis and research in your professional field

“

A university program that will allow you to update your knowledge comfortably"





Specific skills

- ♦ Review the latest advances in skin morphology
- ♦ Perform differential diagnoses in order to determine the correct diagnosis of the patient with a dermatological condition
- ♦ Select the most appropriate analytical examinations and complementary tests for each pathology
- ♦ Relate the appropriate therapeutic regimen to the pathology and to the patient's own characteristics
- ♦ Describe the appropriate routes of administration for each type of treatment
- ♦ Determine the most widely used drugs for the most commonly occurring skin conditions
- ♦ Differentiate between the different types of inherited dermatological diseases
- ♦ Identify diseases that can manifest themselves with skin lesions, associated extracutaneous signs and symptoms, and other distinguishing clinical features that enable their identification
- ♦ Define the main dermatological diseases of inflammatory origin
- ♦ Establish an appropriate treatment of choice in inflammatory dermatological diseases
- ♦ Classify and describe the pathologies of the pilosebaceous junction
- ♦ Identify the signs and symptoms of connective tissue diseases in order to differentiate between the different types
- ♦ Explain skin pathologies and their differentiating features in special population groups
- ♦ Identify the principal characteristics of oncology processes in skin
- ♦ Manage scientific databases for carrying out reviews and bibliographic searches of scientific studies
- ♦ Formulate, implement, and evaluate standards, action guidelines, and protocols specific to the field of Dermatology
- ♦ Conduct a critical and in-depth study on a topic of scientific interest in the field of Dermatology
- ♦ Communicate findings after having analyzed, evaluated, and synthesized the data

05

Structure and Content

The syllabus of this Professional Master's Degree has been designed taking into account the most current and relevant aspects of Clinical Dermatology. Therefore, the syllabus has been structured into ten modules where students will be able to delve into the different diseases, diagnoses and treatments currently applied. It contains comprehensive yet dynamic content thanks to multimedia material and the Relearning method, based on the repetition of content. A method used by TECH in all its programs, which facilitates progress throughout the course and reduces the long hours of study that are so common with other learning methodologies.





“

A syllabus with which you will be able to deepen your knowledge of the most recent diagnostic techniques for the detection of skin diseases"

Module 1. General Aspects

- 1.1. Structure and Function of the Skin
- 1.2. Primary Skin Lesions
- 1.3. Secondary Skin Lesions
- 1.4. Diagnostic Techniques
- 1.5. Dermatopathology
- 1.6. The Importance of Dermatologic Semiology in the Diagnosis of Skin Disease
- 1.7. The Skin and the Endocrine System
- 1.8. Skin Microbiology
- 1.9. Nutrition and Skin
- 1.10. Basis of Pharmacological Therapeutics in Dermatology
- 1.11. Corticotherapy in Dermatology
- 1.12. Ultrasonography of the Skin and Appendages

Module 2. Hereditary Diseases

- 2.1. Disorders of Keratinization: Ichthyosis
- 2.2. Disorders of Keratinization: Familial Benign Pemphigus
- 2.3. Keratinization Disorders: Darier's Disease
- 2.4. Neurocutaneous Diseases: Neurofibromatosis
- 2.5. Neurocutaneous Diseases: Tuberous Sclerosis
- 2.6. Neurocutaneous Diseases: Sturge-Weber Syndrome
- 2.7. Epidermolysis Bullosa

Module 3. Inflammatory Diseases

- 3.1. Papulosquamous Dermatoses: Psoriasis
- 3.2. Papulosquamous Dermatoses: Pityriasis Rubra Pilaris
- 3.3. Papulosquamous Dermatoses: Pityriasis Rosea
- 3.4. Papulosquamous Dermatoses: Acute Lichenoid Pityriasis and Varioliform Pityriasis
- 3.5. Atopic Dermatitis
- 3.6. Seborrheic Dermatitis
- 3.7. Contact Dermatitis
- 3.8. Blistering Diseases: Pemphigus
- 3.9. Blistering Diseases: Pemphigoid
- 3.10. Blistering Diseases: Dermatitis Herpetiformis
- 3.11. Blistering Diseases: Linear IgA Dermatitis
- 3.12. Pustular Rashes: Pemphigus IgA
- 3.13. Neonatal Pustular Eruption
- 3.14. Panniculitis
- 3.15. Pustular Eruption Caused by Drugs
- 3.16. Pigmentation Disorders
- 3.17. Vasculitis
- 3.18. Toxicoderma
- 3.19. Deposition Diseases
- 3.20. Granulomatous Diseases
- 3.21. Urticaria and Angioedema

Module 4. Pilosebaceous Junction Pathology

- 4.1. Pilosebaceous Junction Structure
- 4.2. Acne
- 4.3. Rosacea
- 4.4. Hidrosadenitis Suppurativa
- 4.5. Alopecia
- 4.6. Aesthetic Medicine in Skin Care and Pilosebaceous Junction Diseases

Module 5. Connective Tissue and Autoimmune Diseases

- 5.1. Skin and Connective Tissue
- 5.2. Rheumatoid Arthritis
- 5.3. Systemic Lupus Erythematosus
- 5.4. Scleroderma
- 5.5. Dermatomyositis
- 5.6. Sjögren's Syndrome
- 5.7. Ehlers - Danlos Syndrome

Module 6. Infectious Diseases

- 6.1. Exanthematous Viral Skin Infections
- 6.2. Non-Exanthematous Viral Skin Infections
- 6.3. Cutaneous Manifestations of COVID-19
- 6.4. Bacterial Skin Infections
- 6.5. Mycotic Skin Infections Dermatophytosis
- 6.6. Leprosy
- 6.7. Cutaneous Tuberculosis
- 6.8. Endemic Treponematoses
- 6.9. Sexually Transmitted Diseases
- 6.10. Parasitic

Module 7. Oncologic Dermatology

- 7.1. Benign Melanocytic Tumors
- 7.2. Benign Fibrohistiocytic Tumors
- 7.3. Malignant Tumors Merkel's Carcinoma
- 7.4. Malignant Fibrohistiocytic Tumors
- 7.5. Actinic Keratosis
- 7.6. Non-Melanoma Skin Cancer
- 7.7. Cutaneous Melanoma
- 7.8. Cutaneous Sarcoma
- 7.9. Cutaneous Paraneoplastic Syndrome
- 7.10. Cutaneous Lymphomas

Module 8. Dermatology in Special Population Groups

- 8.1. Neonatal Dermatology
- 8.2. Pediatric Dermatology
- 8.3. Adolescent Dermatology
- 8.4. Geriatric Dermatology
- 8.5. Pregnancy Dermatoses
- 8.6. Dermatology of Black Skin
- 8.7. Dermatology in Immunocompromised Patients

Module 9. Cutaneous Manifestations of Internal Diseases

- 9.1. Cutaneous Manifestations of Endocrinology Diseases
- 9.2. Cutaneous Manifestations of Renal Diseases
- 9.3. HIV/AIDS
- 9.4. Cutaneous Manifestations of Nutritional Disorders
- 9.5. Cutaneous Manifestations of Digestive Diseases
- 9.6. Cutaneous Manifestations of Cardiac Diseases
- 9.7. Cutaneous Signs of Internal Malignancy

Module 10. Other Areas of Interest in Dermatology

- 10.1. Nail Pathology
- 10.2. Dermatological Emergencies
- 10.3. Oral Mucosal Pathology
- 10.4. Photodermatology
- 10.5. Vascular Malformations and Hemangiomas
- 10.6. Urticaria and Angioedema
- 10.7. Magistral Formulas
- 10.8. Skin Pigmentation Disorders
- 10.9. Pressure Ulcers
- 10.10. Genomics and Skin Care

06

Methodology

This academic program offers students a different way of learning. Our methodology uses a cyclical learning approach: **Relearning**.

This teaching system is used, for example, in the most prestigious medical schools in the world, and major publications such as the **New England Journal of Medicine** have considered it to be one of the most effective.





“

Discover Relearning, a system that abandons conventional linear learning, to take you through cyclical teaching systems: a way of learning that has proven to be extremely effective, especially in subjects that require memorization"

At TECH we use the Case Method

What should a professional do in a given situation? Throughout the program, students will face multiple simulated clinical cases, based on real patients, in which they will have to do research, establish hypotheses, and ultimately resolve the situation. There is an abundance of scientific evidence on the effectiveness of the method. Specialists learn better, faster, and more sustainably over time.

With TECH you will experience a way of learning that is shaking the foundations of traditional universities around the world.



According to Dr. Gérvas, the clinical case is the annotated presentation of a patient, or group of patients, which becomes a "case", an example or model that illustrates some peculiar clinical component, either because of its teaching power or because of its uniqueness or rarity. It is essential that the case is based on current professional life, trying to recreate the real conditions in the physician's professional practice.

“

Did you know that this method was developed in 1912, at Harvard, for law students? The case method consisted of presenting students with real-life, complex situations for them to make decisions and justify their decisions on how to solve them. In 1924, Harvard adopted it as a standard teaching method”

The effectiveness of the method is justified by four fundamental achievements:

1. Students who follow this method not only achieve the assimilation of concepts, but also a development of their mental capacity, through exercises that evaluate real situations and the application of knowledge.
2. Learning is solidly translated into practical skills that allow the student to better integrate into the real world.
3. Ideas and concepts are understood more efficiently, given that the example situations are based on real-life.
4. Students like to feel that the effort they put into their studies is worthwhile. This then translates into a greater interest in learning and more time dedicated to working on the course.



Relearning Methodology

At TECH we enhance the case method with the best 100% online teaching methodology available: Relearning.

This university is the first in the world to combine the study of clinical cases with a 100% online learning system based on repetition, combining a minimum of 8 different elements in each lesson, a real revolution with respect to the mere study and analysis of cases.

Professionals will learn through real cases and by resolving complex situations in simulated learning environments. These simulations are developed using state-of-the-art software to facilitate immersive learning.



At the forefront of world teaching, the Relearning method has managed to improve the overall satisfaction levels of professionals who complete their studies, with respect to the quality indicators of the best online university (Columbia University).

With this methodology, more than 250,000 physicians have been trained with unprecedented success in all clinical specialties regardless of surgical load. Our pedagogical methodology is developed in a highly competitive environment, with a university student body with a strong socioeconomic profile and an average age of 43.5 years old.


Relearning will allow you to learn with less effort and better performance, involving you more in your specialization, developing a critical mindset, defending arguments, and contrasting opinions: a direct equation to success.

In our program, learning is not a linear process, but rather a spiral (learn, unlearn, forget, and re-learn). Therefore, we combine each of these elements concentrically.

The overall score obtained by TECH's learning system is 8.01, according to the highest international standards.



This program offers the best educational material, prepared with professionals in mind:



Study Material

All teaching material is produced by the specialists who teach the course, specifically for the course, so that the teaching content is highly specific and precise.

These contents are then applied to the audiovisual format, to create the TECH online working method. All this, with the latest techniques that offer high quality pieces in each and every one of the materials that are made available to the student.



Surgical Techniques and Procedures on Video

TECH introduces students to the latest techniques, the latest educational advances and to the forefront of current medical techniques. All of this in direct contact with students and explained in detail so as to aid their assimilation and understanding. And best of all, you can watch the videos as many times as you like.



Interactive Summaries

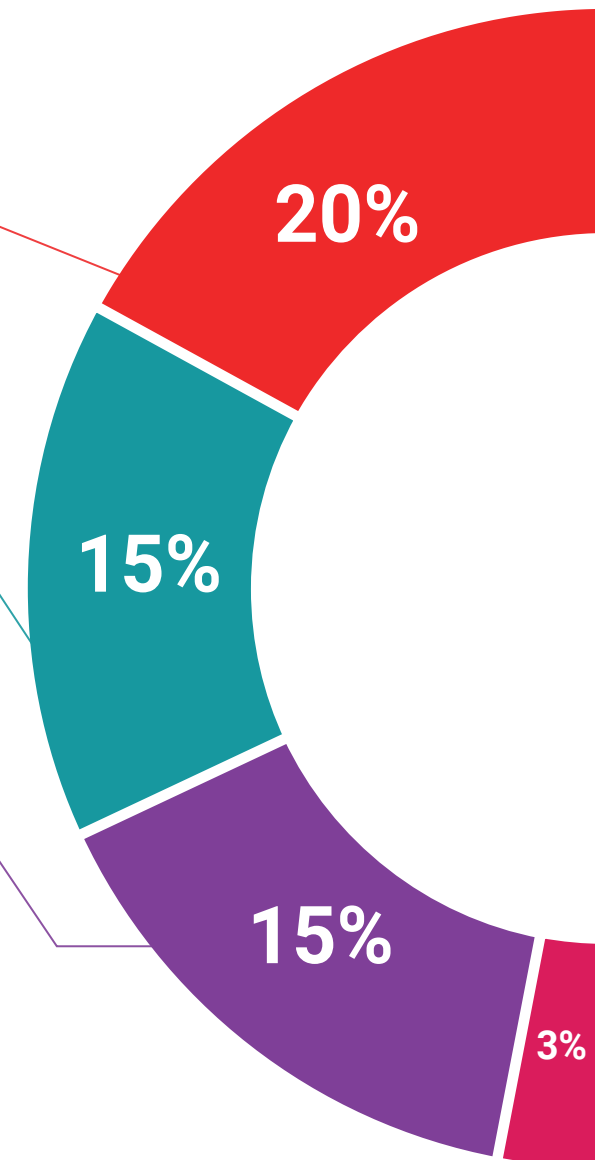
The TECH team presents the contents attractively and dynamically in multimedia lessons that include audio, videos, images, diagrams, and concept maps in order to reinforce knowledge.

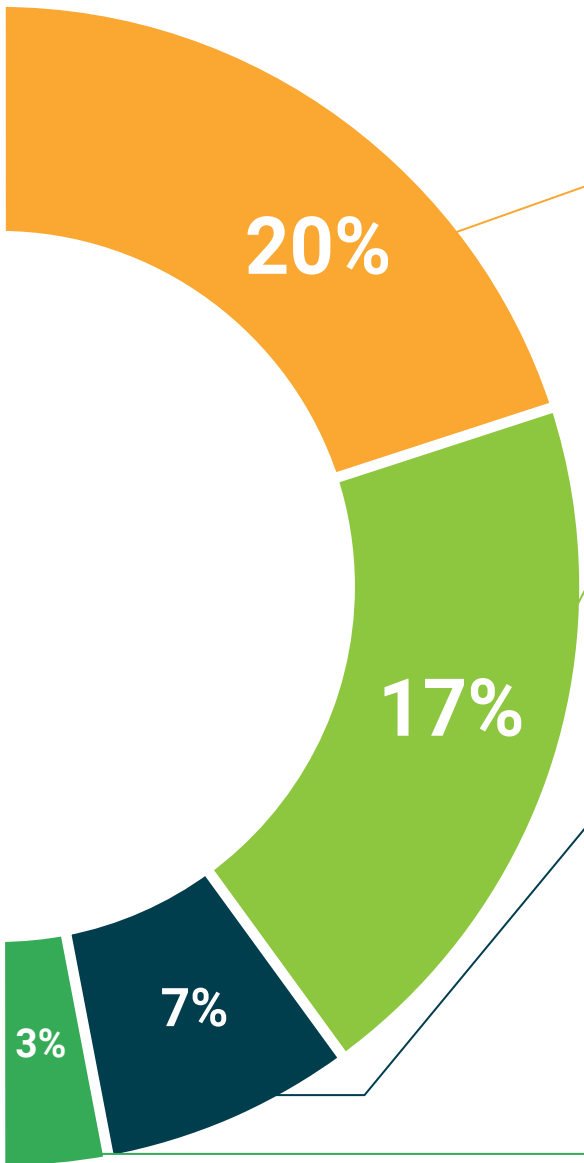
This exclusive educational system for presenting multimedia content was awarded by Microsoft as a "European Success Story".



Additional Reading

Recent articles, consensus documents and international guidelines, among others. In TECH's virtual library, students will have access to everything they need to complete their course.





Expert-Led Case Studies and Case Analysis

Effective learning ought to be contextual. Therefore, TECH presents real cases in which the expert will guide students, focusing on and solving the different situations: a clear and direct way to achieve the highest degree of understanding.



Testing & Retesting

We periodically evaluate and re-evaluate students' knowledge throughout the program, through assessment and self-assessment activities and exercises, so that they can see how they are achieving their goals.



Classes

There is scientific evidence on the usefulness of learning by observing experts. The system known as Learning from an Expert strengthens knowledge and memory, and generates confidence in future difficult decisions.



Quick Action Guides

TECH offers the most relevant contents of the course in the form of worksheets or quick action guides. A synthetic, practical, and effective way to help students progress in their learning.



07 Certificate

The Professional Master's Degree in Clinical Dermatology guarantees you, in addition to the most rigorous and up-to-date training, access to a Professional Master's Degree issued by TECH Technological University.





“

*Successfully complete this program
and receive your university degree
without travel or laborious paperwork”*

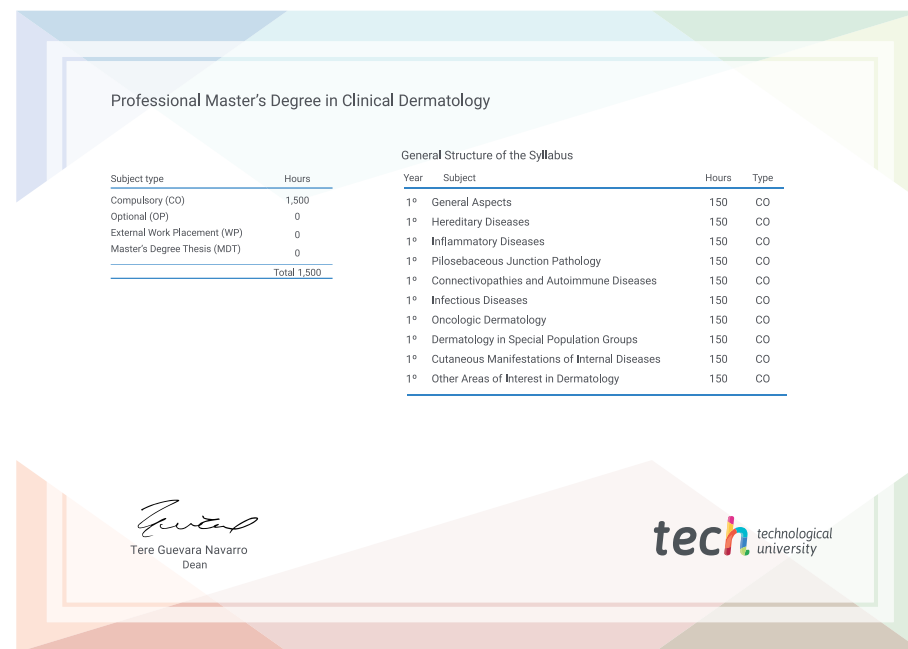
This **Professional Master's Degree in Clinical Dermatology** contains the most complete and up-to-date program on the market.

After the student has passed the assessments, they will receive their corresponding **Professional Master's Degree** issued by **TECH Technological University** via tracked delivery*.

The certificate issued by **TECH Technological University** will reflect the qualification obtained in the Professional Master's Degree and meets the requirements commonly demanded by labor exchanges, competitive examinations and professional career evaluation committees.

Title: **Professional Master's Degree in Clinical Dermatology**

Official N° of hours: **1,500 h.**



*Apostille Convention. In the event that the student wishes to have their paper certificate issued with an apostille, TECH EDUCATION will make the necessary arrangements to obtain it, at an additional cost.

future
health confidence people
education information tutors
guarantee accreditation teaching
institutions technology learning
community commitment
personalized service innovation
knowledge present
development languages
virtual classroom



Professional Master's Degree

Clinical Dermatology

- » Modality: online
- » Duration: 12 months
- » Certificate: TECH Technological University
- » Dedication: 8h/week
- » Schedule: at your own pace
- » Exams: online

Professional Master's Degree Clinical Dermatology

