

Professional Master's Degree Advances in Tropical Diseases





Professional Master's Degree Advances in Tropical Diseases

Course Modality: Online

Duration: 12 months

Certificate: TECH Technological University

Official N° of hours: 1,500 h.

Website: www.techtute.com/us/medicine/professional-master-degree/master-advances-tropical-diseases

Index

01

Introduction

p. 4

02

Objectives

p. 8

03

Skills

p. 12

04

Course Management

p. 16

05

Structure and Content

p. 22

06

Methodology

p. 28

07

Certificate

p. 36

01

Introduction

Globalization and the frequency of international travel has increased exponentially in recent years, creating a new scenario in which tropical diseases have become much more common in professional medical practice. Vaccination is an indispensable prophylaxis measure, but it is not enough: foreign parasites, viruses, and bacteria cross continents, putting doctors' knowledge and skills to the test. This 100% online program has been created to address this problem, providing healthcare professionals with the latest advances in the field. This will allow students to access new content in the future challenges in patient care in cases of infections and resistance to some treatments.



“

Tropical diseases proliferate in a globalized world. Immerse yourself in this Professional Master's Degree in the most advanced and current knowledge in this area”

The movement of people around the world and global warming have caused insects such as mosquitoes and ticks to proliferate by adapting to different seasons. In recent years, there have also been dengue or Nile fever outbreaks in Western countries that hardly had any cases of this type of tropical disease.

The increase in infections, as well as the coronavirus pandemic, have put the international spotlight on the relevance of research and health safety in these situations. This Professional Master's Degree was created to provide medical professionals with the latest knowledge in this area. Students who enroll in the program will benefit from a specialized teaching team with extensive experience in the approach and study of Advances in Tropical Diseases.

A program that uses innovative multimedia teaching material for professionals to delve into the most recent advances in microbiology, genetics and immunology of Advances in Tropical Diseases; or the future challenges in the prevention, diagnosis and therapy of coronavirus infections. Furthermore, the program will update students on Giardiasis and other intestinal protozoan infections in the tropics and on the challenge posed to health care providers in the face of neglected Advances in Tropical Diseases.

Medical personnel are offered an advanced yet flexible university education that allows them to update their knowledge without neglecting other professional and personal responsibilities. Students only need a device with an Internet connection to access the complete syllabus at any time. Specialist will conveniently be able to keep up with the latest developments in Advances in Tropical Diseases.

This **Professional Master's Degree in Advances in Tropical Diseases** contains the most complete and up-to-date scientific program on the market. The most important features include:

- ♦ Practical cases presented by experts in Advances in Tropical Diseases
- ♦ The graphic, schematic, and practical contents with which they are created provide scientific and practical information on the disciplines that are essential for professional development
- ♦ Practical exercises where the self-assessment process can be carried out to improve learning
- ♦ Its special emphasis on innovative methodologies in Lower Genital Tract Pathology and HPV
- ♦ Theoretical lessons, questions to the expert, debate forums on controversial topics, and individual reflection assignments
- ♦ Content that is accessible from any fixed or portable device with an Internet connection



A specialized team will guide you for 12 months to provide you with the most up-to-date knowledge of the approach to patients with Advances in Tropical Diseases”

“

The proliferation of diseases such as the Zika virus, Dengue or coronaviruses have put the scientific community on alert. On this program, you will gain in-depth knowledge of the latest advances in this field”

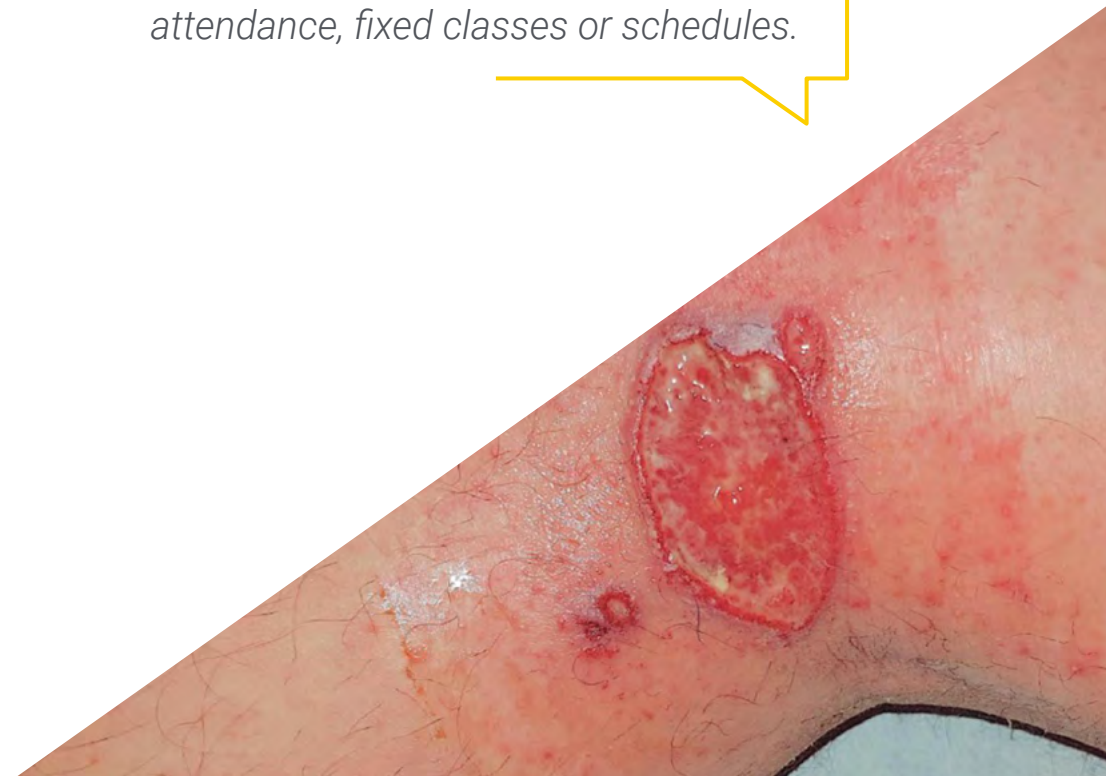
The program's teaching staff includes professionals from the sector who contribute their work experience to this program, as well as renowned specialists from leading societies and prestigious universities.

The multimedia content, developed with the latest educational technology, will provide the professional with situated and contextual learning, i.e., a simulated environment that will provide immersive specialization programmed to learn in real situations.

This program is designed around Problem-Based Learning, whereby the professional must try to solve the different professional practice situations that arise throughout the program. For this purpose, the professional will be supported by an innovative interactive video system created by renowned and experienced experts.

With this Professional Master's Degree, you will have access to the most rigorous content on parasitic diseases and the vaccine development to counter them.

Get an update on your knowledge when and where you want. This is a flexible program that does not require attendance, fixed classes or schedules.



02

Objectives

The syllabus has been designed with the main objective of ensuring that medical professionals obtain the most relevant and recent scientific information in the field of Advances in Tropical Diseases. For this purpose, TECH provides the necessary educational tools to achieve these goals in a more visual and dynamic way.





“

This academic option provides you with the most advanced information on tropical pathology and vaccine development to combat these diseases”



General Objective

- ♦ Guarantee professional improvement, through up-to-date and in-depth knowledge of the best scientific evidence to prevent, diagnose, and treat tropical diseases in aid of international health with a multidisciplinary and integrative approach that facilitates controlling these pathologies



TECH employs the latest technology applied to academic teaching so you can benefit from a more successful knowledge update”



Specific Objectives

Module 1. Tropical Pathology and International Health

- ♦ Provide students with advanced, in-depth, updated, and multidisciplinary information that allows them to comprehensively approach the process of health-infectious diseases
- ♦ Develop skills to implement prophylactic plans to prevent tropical diseases
- ♦ Emphasize the future challenges in tropical medicine and international health to reduce morbidity and mortality caused by tropical diseases
- ♦ Address the important role of microbiology and infectology to control tropical diseases

Module 2. Microbiology, Genetics, and Immunology of Tropical Diseases

- ♦ Delve into microbiological, genetic and immunological research in tropical diseases
- ♦ Highlight vaccine development for tropical diseases
- ♦ Emphasise the development of future antibiotics and other therapeutic modalities for infectious diseases

Module 3. Tropical Viral Diseases I

- ♦ Assess and interpret the epidemiological, climatological, social, cultural, and sanitary characteristics and conditions of tropical countries that are conducive to the emergence and development of infectious diseases and their spread to other regions
- ♦ Support the importance in the control of viral hemorrhagic diseases and the detailed study of the most frequent and deadly diseases for the reduction of global morbimortality in tropical countries

Module 4. Tropical Viral Diseases II

- ♦ Address in detail and depth the most up-to-date scientific evidence in the vast world of vector control and tropical viral diseases
- ♦ Explain the pathogenic mechanisms and the most frequent neoplasms associated with infectious agents in the tropics
- ♦ Epidemiology of tropical diseases

Module 5. Bacterial Tropical Diseases

- ♦ To raise the crucial issue of super-resistant microbes and their relationship to the use of antimicrobials
- ♦ Identify the main germs involved in food-borne infections and their clinical significance in tropical regions

Module 6. Tropical Fungal Diseases

- ♦ Explain mycoses with the highest morbidity and mortality in tropical regions
- ♦ Explore the main characteristics of paracoccidioidomycosis, Coccidioidomycosis, Blastomycosis, Cryptococcosis or Candidiosis

Module 7. Parasitic Diseases

- ♦ Delve into the study of the most important parasitosis and neglected diseases in tropical regions
- ♦ Highlight the role of Zoonoses as an important global health problem in tropical regions

Module 8. Vector-Transmitted Parasitic Diseases

- ♦ Explain the clinical, diagnostic, and therapeutic elements of neglected tropical diseases
- ♦ Highlight the role of vector control and the clinical epidemiological study of arbovirolosis

Module 9. Non-Vector Parasitic Diseases

- ♦ Explain the epidemiology, microbiology and clinical picture of non-vectorial parasitic diseases
- ♦ Describe the diagnosis and treatment of non-vectorial parasitic diseases

Module 10. Travel Medicine and International Health

- ♦ Provide training and practical theoretical improvement that will enable a reliable clinical diagnosis supported by the efficient use of diagnostic methods to indicate an effective integral treatment
- ♦ To highlight the importance of morbidity and mortality from infections in the international traveller
- ♦ Explain the complex interrelation between etiological germs and risk factors in disease acquisition

03 Skills

This Professional Master's Degree includes simulations of clinical cases that will be of great practical use for medical professionals seeking to update their knowledge. This, together with the theoretical framework, will be of great help to enhance their competencies and skills in the diagnosis and treatment of patients with Advances in Tropical Diseases.





“

You are in front of an educational program that uses the Relearning system, which will save you long hours of study”




General Skills

- ♦ Increase diagnostic and therapeutic capabilities for tropical diseases and the health care provided patients with infectious diseases in general, through the in-depth study of the epidemiological, clinical, pathophysiological, diagnostic, and therapeutic elements of these diseases
 - ♦ Hone skills to manage, advise, or lead multidisciplinary teams to study tropical diseases and international health in communities or individual patients, as well as scientific research teams
 - ♦ Develop skills for self-improvement, in addition to being able to provide training and professional improvement activities due to the high level of scientific and professional preparation acquired with this program
 - ♦ Educate the population in the field of tropical infectious diseases in order to acquire and develop a culture of prevention among the population based on healthy lifestyles
 - ♦ Perform outpatient or inpatient care activities in tropical and travel medicine
 - ♦ Learn rehabilitation care for patients with tropical disease sequelae
 - ♦ Epidemiology activities related to the surveillance and control of tropical diseases and their impact on the population
 - ♦ Learn specialized nursing care for tropical disease patients
 - ♦ Direct and lead scientific research projects in the field of tropical medicine
 - ♦ Serve as a consultant or coordinator of health programs in the field of tropical medicine
- ♦ Perform as a trained expert in the diagnosis of tropical diseases
 - ♦ Work in the dispensing, control, or supply of antimicrobial medication for tropical diseases
 - ♦ Conduct training and development activities in the field of tropical diseases and international health
 - ♦ Collect, classify, disseminate, and manage scientific information for professionals working in the area of tropical medicine and international health



This program is designed so you can comfortably learn about the diagnosis of tropical diseases from your computer



Specific Skills

- ♦ Master the biological, epidemiological, and social determinants that favor the development of tropical diseases and their impact on morbidity and mortality rates
- ♦ Identify and analyze the latest scientific information in tropical medicine and international health in order to design plans and programs to control them
- ♦ Apply existing control measures to prevent the transmission of these diseases between countries in real and/or simulated situations
- ♦ Evaluate the epidemiological aspects related to tropical diseases that will allow them to exercise control actions in the community in real and/or simulated conditions
- ♦ Identify, in a timely manner, the appearance of new diseases or the rise of emerging or re-emerging diseases, based on the application of the scientific method of the profession
- ♦ Establish timely diagnoses of the most frequent or new tropical infections based on clinical manifestations for their correct treatment, rehabilitation, and control
- ♦ Justify the importance of vaccination as a crucial public health measure to control tropical diseases in international travel
- ♦ Identify the occupational, social, and environmental risk factors that favor the development of tropical diseases in the community
- ♦ Apply prevention and control measures to reduce morbidity and mortality caused by these pathologies in tropical regions and regions where they have spread
- ♦ Master the clinical, epidemiological, diagnostic, and therapeutic elements for the main epidemiological threats in the world population and tropical regions, such as Arbovirosis, HIV/AIDS infection, parasitosis, TB, and hemorrhagic diseases
- ♦ Educate the community in the prevention of the process of infection-disease
- ♦ Identify the fundamental aspects of pathogenesis and the main clinical features of the diseases studied
- ♦ Halt the progression of antibiotic resistance based on rational therapeutics and supported by the best scientific evidence
- ♦ Develop skills to provide care for international travelers, based on the mastery of the main risks and diseases in this vulnerable group
- ♦ Correctly use and interpret all microbiological studies and other diagnostic resources in the care of their patients

04

Course Management

TECH has recruited for this higher education program a multidisciplinary teaching team who are extensively experienced in Tropical Disease medicine, surgery, microbiology, pathological anatomy and pharmacy. Likewise, students will have access to this group of professionals to resolve any doubts that may arise about the syllabus throughout the 12 months this online program lasts.





“

A multidisciplinary faculty will be in charge of bringing to this degree the information on the progression of antibiotic resistance”

Management



Dr. Díaz Menéndez, Marta

- Specialist in Internal Medicine in the Department of Infectious/Tropical Medicine at Carlos III-La Paz Hospital
- Doctorate in Medicine from the Autonomous University Madrid
- Degree in Medicine and Surgery from the University of Alcalá de Henares
- Specialty in Internal Medicine at La Paz University Hospital, Madrid
- Teaching placements in Equatorial Guinea and Ethiopia as complementary training in tropical medicine
- Master's Degree in HIV Infection at the Rey Juan Carlos University
- Diploma in Nursing from the Autonomous University of Madrid

Professors

Dra. de Miguel Buckley, Rosa

- ◆ Specialist in Internal Medicine in the Infectious Diseases Unit, HIV Unit and Tropical and Travel Medicine Unit, La Paz University Hospital, Madrid
- ◆ Collaborator in Health Research Fund (FIS) projects
- ◆ Collaborating Researcher in clinical trials TANGO, SALSA (multicenter, simplification of antiretroviral treatment), Hospital registry of patients affected by bacterial resistance (SEIMC)
- ◆ Degree in Medicine, University of Medicine of Seville
- ◆ Medical Elective in the Digestive Service, Hepatology Section, Cork University Hospital
- ◆ Professional Exchange of the International Federation of Medical Students' Associations, Cardiology Department, The Medical University of Bialystok Clinical Hospital

Dr. Asuarga Vicente, Marta

- ◆ Specialist in the Tropical Medicine and Travel Unit, La Paz University Hospital
- ◆ Doctorate in Medicine from the Autonomous University Madrid
- ◆ Degree in Medicine and Surgery from the University of Alcalá
- ◆ Specialist in Internal Medicine from the Autonomous University Madrid
- ◆ Master's Degree in Tropical Medicine and International Health from the AUM
- ◆ Expert in Emerging Viruses from UAN

Dr. Untoria Tabares, Yeray

- ◆ Resident Intern in Internal Medicine, La Paz University Hospital, Madrid
- ◆ Degree in Medicine, Complutense University of Madrid
- ◆ Master's Degree in Clinical Medicine from the Camilo José Cela University
- ◆ Master's Degree in Infectious Diseases and Antimicrobial Treatment from CEU Cardenal Herrera University
- ◆ University Expert in Microbiological Diagnosis, Antimicrobial Treatment and Research in Infectious Pathology from CEU Cardenal Herrera University
- ◆ University Expert in Community and Nosocomial Infections from CEU Cardenal Herrera University
- ◆ University Expert in Chronic Infectious Diseases and Imported Infections from CEU Cardenal Herrera University

Dr. Trigo Esteban, Elena

- ◆ Physician in the Department of Tropical and Traveler's Diseases, Carlos III - La Paz Hospital
- ◆ Degree in Medicine and Surgery from the Complutense University of Madrid
- ◆ Degree in Emerging Viruses from the Autonomous University of Madrid
- ◆ Master's Degree in Tropical and Health Medicine from the Autonomous University of Madrid

Mr. Falces Romero, Iker

- ◆ Specialist in the Microbiology and Parasitology Department at La Paz University Hospital
- ◆ Professor of Special Microbiology on the Degree in Medicine at the Autonomous University of Madrid
- ◆ Degree in Pharmacy from the University of Salamanca
- ◆ Master in Tropical Diseases from the University of Salamanca

Dr. De la Calle Prieto, Fernando

- ◆ Physician in the Tropical and Travel Medicine Unit, Carlos III-La Paz Hospital
- ◆ Collaborating physician in the Department of Internal Medicine, Faculty of Medicine, Complutense University of Madrid
- ◆ Degree in Medicine and Surgery from the University of Alcalá de Henares
- ◆ Master's Degree in Tropical and Health Medicine from the Autonomous University of Madrid

Dr. Arribas López, José Ramón

- ◆ Head of the Infectious Diseases Department at La Paz University Hospital
- ◆ Coordinator of the High-Level Isolation Unit, La Paz-Carlos III Hospital
- ◆ Doctorate in Medicine from the Autonomous University Madrid
- ◆ Degree in Medicine and Surgery from the Complutense University of Madrid





Dr. Marcelo Calvo, Cristina

- ◆ Specialty in Internal Medicine, La Paz University Hospital
- ◆ Master's Degree in Infectious Diseases and Microbiological Diagnosis from CEU Cardenal Herrera University
- ◆ Master's Degree in Integration and Clinical Problem Solving in Medicine from the University of Alcalá, Spain
- ◆ Expert in community and nosocomial infections from the CEU Cardenal Herrera University
- ◆ University expert in chronic infectious pathologies and imported infections from CEU Cardenal Herrera University
- ◆ Degree in Medicine and Surgery from the University of Alcalá

Dr. Díaz Pollán, Beatriz

- ◆ Specialist in the area of Infectious Diseases at La Paz University Hospital
- ◆ Master's Degree in Infectious Diseases and Antimicrobial Treatment from CEU Cardenal Herrera University
- ◆ University Expert in community and nosocomial infections from the CEU Cardenal Herrera University
- ◆ University Expert in Microbiological Diagnosis, Antimicrobial Treatment and Research in Infectious Pathology from CEU Cardenal Herrera University
- ◆ University expert in chronic infectious pathologies and imported infections from CEU Cardenal Herrera University
- ◆ Degree in Medicine and Surgery from the Autonomous University of Madrid

05

Structure and Content

The content on this Professional Master's Degree has been created and developed by establishing an exhaustive tour through each and every one of the essential topics to become familiar with the advances and challenges posed by Advances in Tropical Diseases. Following a sequential process, students will go into the generalities of tropical medicine and international health, delving in detail into diseases such as malaria, Leishmaniasis, Dengue or Zika. The Relearning system will aid this update, even reducing the amount of study time so common to other academic methods.





“

A university education oriented to show you the latest advances in international health and traveling patient care”

Module 1. Tropical Pathology and International Health

- 1.1. Tropical Medicine Today
- 1.2. OneHealth: Importance and Impact on Tropical Diseases
- 1.3. Conditioning Factors in Tropical Diseases
- 1.4. Emerging, Re-Emerging, and Imported Diseases: Concept and Implications
- 1.5. Epidemiological Strategies for Tropical Disease Control
- 1.6. Vector Control: Concept and Implications
- 1.7. Global Programs for the Prevention, Diagnosis, and Treatment of Tropical Diseases
- 1.8. Epidemiological Surveillance of Tropical Diseases: Information Sources
- 1.9. International Health Determinants: Health Indicators
- 1.10. Applying the Epidemiological Method to the Study of Tropical Diseases

Module 2. Microbiology, Genetics and Immunology of Tropical Diseases

- 2.1. The Microbiology Laboratory in the Diagnosis of Tropical Diseases
- 2.2. Molecular Biology in the Diagnosis of Tropical Diseases
- 2.3. Rapid Diagnostic Methods in Tropical Diseases
- 2.4. Genomics in Tropical Diseases
- 2.5. Host Genetic Factors and their Influence on the Severity of Imported Diseases
- 2.6. Immune Response to Tropical Diseases
- 2.7. Immunosuppression and its Implication in Tropical Diseases
- 2.8. Vaccines: Basic Concepts. Immunopreventable Diseases. Impact of Vaccination Programs
- 2.9. The Study of Antimicrobial Resistance in Tropical Diseases
- 2.10. The Role of Microbiology in Countries With Low Health Resources

Module 3. Tropical Viral Diseases I

- 3.1. Vector-Borne Viral Infections and their Global Spread
- 3.2. Hemorrhagic Fevers I: Ebola and Marburg Virus Disease
- 3.3. Hemorrhagic Fevers II: Lassa Disease
- 3.4. Hemorrhagic Fevers III: Crimean-Congo Hemorrhagic Fever
- 3.5. Dengue Virus Diseases
- 3.6. Zika Virus Disease
- 3.7. Chikungunya Virus Disease and Other Viral Diseases with Joint Involvement
- 3.8. Yellow Fever
- 3.9. Rift Valley Fever, Japanese E, West Nile
- 3.10. Nipah and Hendra Virus





Module 4. Tropical Viral Diseases II

- 4.1. Monkeypox and Other Exanthematous Viral Diseases
- 4.2. Coronavirus Infections
- 4.3. Hantavirus Infections
- 4.4. HIV and other Retroviruses in the Tropics
- 4.5. Rabies Virus Disease
- 4.6. Poliomyelitis and Other Polioviruses
- 4.7. Viral Hepatitis
- 4.8. Other Emerging Viruses and Disease X
- 4.9. Prevention of Viral Diseases: General Measures and Available Vaccines
- 4.10. Pharmacological Treatment of Tropical Viral Diseases

Module 5. Bacterial Tropical Diseases

- 5.1. Typhoid Fever. Bacterial Diarrhea: Cholera, Shigella, and Campylobacter
- 5.2. Relapsing Fever (Borreliosis), Melioidosis, Bartholomolosis
- 5.3. Leptospirosis
- 5.4. Bacterial Meningitis in the Tropics
- 5.5. Rickettsiosis
- 5.6. Endemic Treponematoses
- 5.7. Tuberculosis and Buruli Ulcer
- 5.8. Plague: Historical Overview and Current Situation
- 5.9. Leprosy: Historical Overview and Current Situation
- 5.10. Sexually Transmitted Infections in the Tropics

Module 6. Tropical Fungal Diseases

- 6.1. Mycology in Tropical Regions
- 6.2. Superficial Mycoses: Dermatophytosis and Tinea Pedis
- 6.3. Mycetoma
- 6.4. Sporotrichomycosis and Chromoblastomycosis
- 6.5. Histoplasmosis
- 6.6. Paracoccidioidomycosis and Coccidioidomycosis
- 6.7. Blastomycosis and Zygomycosis
- 6.8. Cryptococcosis
- 6.9. Candidiasis: Relevance of Resistance to Antifungal Agents
- 6.10. Aspergillosis

Module 7. Parasitic Diseases

- 7.1. Update on Parasitic Tropical Diseases
- 7.2. Parasites: Classification and General Concepts
- 7.3. Epidemiology of Parasitic Diseases
- 7.4. Parasitic Disease Control
- 7.5. Neglected Tropical Diseases: Concept and Classification
- 7.6. Neglected Tropical Diseases (NTDs): Global Initiatives in NTD Control
- 7.7. Antiparasitics I
- 7.8. Antiparasitics II
- 7.9. Antiparasitic Drug Resistance: Management of Resistant Malaria
- 7.10. Vaccines in Development against Parasites

Module 8. Vector-Transmitted Parasitic Diseases

- 8.1. Malaria
- 8.2. Babesiosis
- 8.3. Leishmaniasis
- 8.4. American Trypanosomiasis: Chagas Disease
- 8.5. African Trypanosomiasis: Sleeping Sickness
- 8.6. Loasis
- 8.7. Onchocerciasis
- 8.8. Mansonellosis and Lymphatic Filariasis
- 8.9. Miscellaneous I: Skin Diseases: Pediculosis, Scabies, and Myiasis
- 8.10. Miscellaneous II: Bites and Stings



Module 9. Non-Vector Parasitic Diseases

- 9.1. Schistosomiasis
- 9.2. Amoebiasis
- 9.3. Giardiasis
- 9.4. Geohelminthiasis
- 9.5. Taeniasis
- 9.6. Fascioliasis
- 9.7. Echinococcosis
- 9.8. Dracunculiasis
- 9.9. Toxocariasis
- 9.10. Trichinosis

Module 10. Travel Medicine and International Health

- 10.1. Travel and Health: International Health Regulations
- 10.2. Travel Advice: General Recommendations
- 10.3. Vaccination and Antimalarial Prophylaxis
- 10.4. Travelers with Special Conditions
- 10.5. General Assessment upon Return from International Travel
- 10.6. Febrile Syndrome upon Return from International Travel
- 10.7. Diarrheal Syndrome upon Return from International Travel
- 10.8. Skin Lesions upon Return from International Travel
- 10.9. Eosinophilia upon Return from International Travel
- 10.10. Other Common Diseases upon Return from International Travel



A program designed so you can keep up with the challenges of the present and future in the field of Advances in Tropical Diseases”

06

Methodology

This academic program offers students a different way of learning. Our methodology uses a cyclical learning approach: **Relearning**.

This teaching system is used, for example, in the most prestigious medical schools in the world, and major publications such as the **New England Journal of Medicine** have considered it to be one of the most effective.





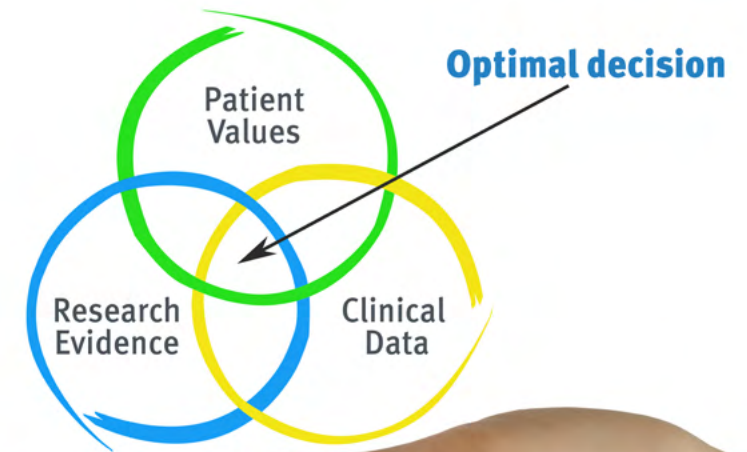
“

Discover Relearning, a system that abandons conventional linear learning, to take you through cyclical teaching systems: a way of learning that has proven to be extremely effective, especially in subjects that require memorization"

At TECH we use the Case Method

What should a professional do in a given situation? Throughout the program, students will face multiple simulated clinical cases, based on real patients, in which they will have to do research, establish hypotheses, and ultimately resolve the situation. There is an abundance of scientific evidence on the effectiveness of the method. Specialists learn better, faster, and more sustainably over time.

With TECH you will experience a way of learning that is shaking the foundations of traditional universities around the world.



According to Dr. Gervas, the clinical case is the annotated presentation of a patient, or group of patients, which becomes a "case", an example or model that illustrates some peculiar clinical component, either because of its teaching power or because of its uniqueness or rarity. It is essential that the case is based on current professional life, trying to recreate the real conditions in the physician's professional practice.

“

Did you know that this method was developed in 1912, at Harvard, for law students? The case method consisted of presenting students with real-life, complex situations for them to make decisions and justify their decisions on how to solve them. In 1924, Harvard adopted it as a standard teaching method”

The effectiveness of the method is justified by four fundamental achievements:

1. Students who follow this method not only achieve the assimilation of concepts, but also a development of their mental capacity, through exercises that evaluate real situations and the application of knowledge.
2. Learning is solidly translated into practical skills that allow the student to better integrate into the real world.
3. Ideas and concepts are understood more efficiently, given that the example situations are based on real-life.
4. Students like to feel that the effort they put into their studies is worthwhile. This then translates into a greater interest in learning and more time dedicated to working on the course.



Relearning Methodology

At TECH we enhance the case method with the best 100% online teaching methodology available: Relearning.

This university is the first in the world to combine the study of clinical cases with a 100% online learning system based on repetition, combining a minimum of 8 different elements in each lesson, a real revolution with respect to the mere study and analysis of cases.

Professionals will learn through real cases and by resolving complex situations in simulated learning environments. These simulations are developed using state-of-the-art software to facilitate immersive learning.



At the forefront of world teaching, the Relearning method has managed to improve the overall satisfaction levels of professionals who complete their studies, with respect to the quality indicators of the best online university (Columbia University).

With this methodology, more than 250,000 physicians have been trained with unprecedented success in all clinical specialties regardless of surgical load. Our pedagogical methodology is developed in a highly competitive environment, with a university student body with a strong socioeconomic profile and an average age of 43.5 years old.

Relearning will allow you to learn with less effort and better performance, involving you more in your specialization, developing a critical mindset, defending arguments, and contrasting opinions: a direct equation to success.

In our program, learning is not a linear process, but rather a spiral (learn, unlearn, forget, and re-learn). Therefore, we combine each of these elements concentrically.

The overall score obtained by TECH's learning system is 8.01, according to the highest international standards.



This program offers the best educational material, prepared with professionals in mind:



Study Material

All teaching material is produced by the specialists who teach the course, specifically for the course, so that the teaching content is highly specific and precise.

These contents are then applied to the audiovisual format, to create the TECH online working method. All this, with the latest techniques that offer high quality pieces in each and every one of the materials that are made available to the student.



Surgical Techniques and Procedures on Video

TECH introduces students to the latest techniques, the latest educational advances and to the forefront of current medical techniques. All of this in direct contact with students and explained in detail so as to aid their assimilation and understanding. And best of all, you can watch the videos as many times as you like.



Interactive Summaries

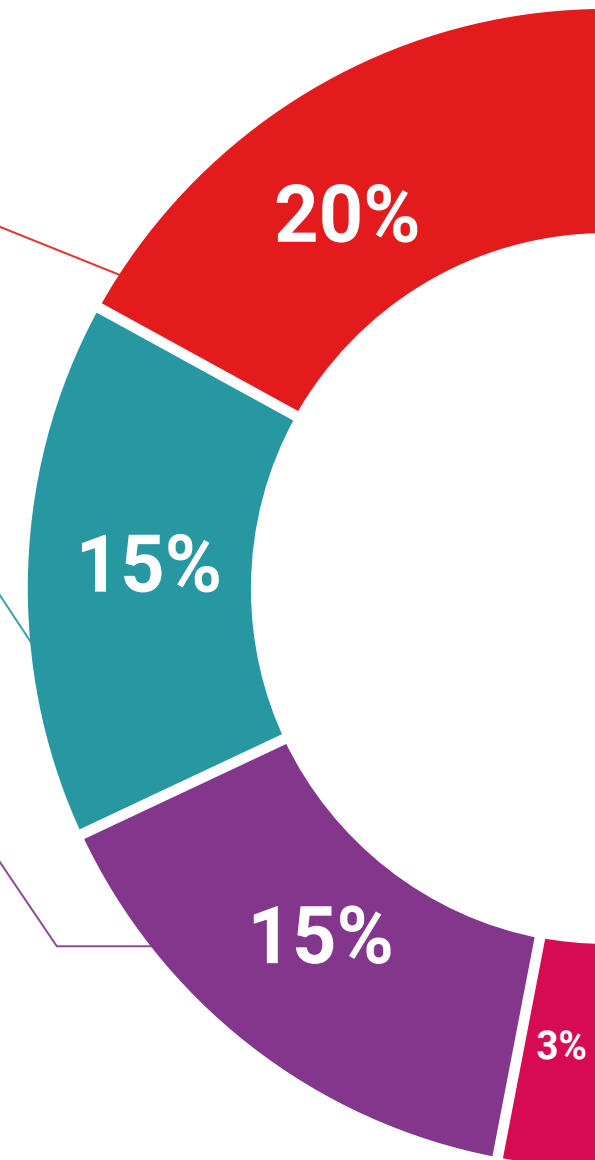
The TECH team presents the contents attractively and dynamically in multimedia lessons that include audio, videos, images, diagrams, and concept maps in order to reinforce knowledge.

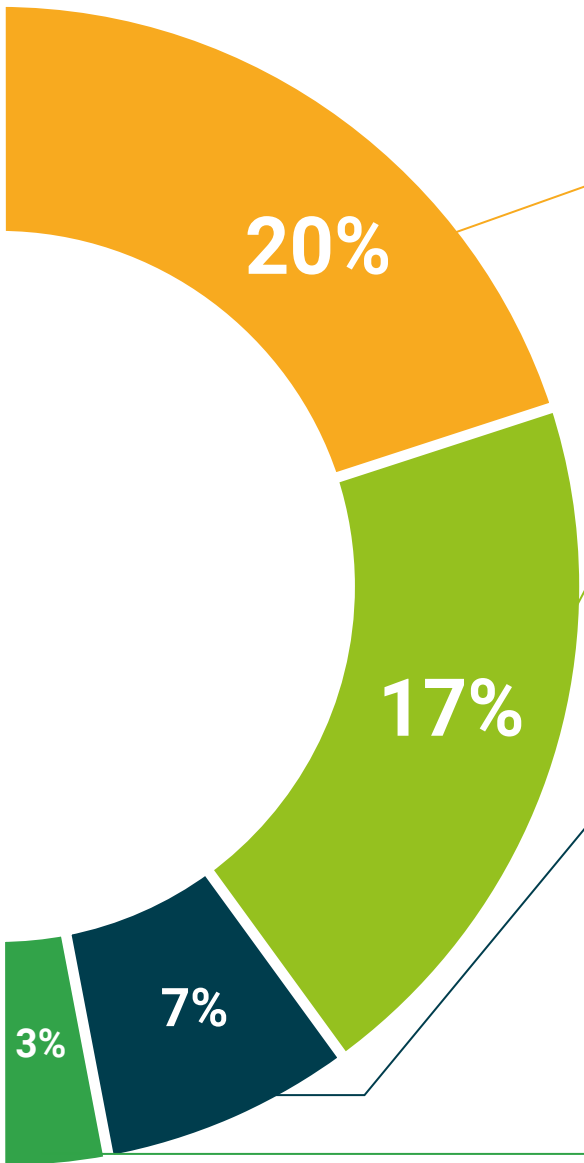
This exclusive educational system for presenting multimedia content was awarded by Microsoft as a "European Success Story".



Additional Reading

Recent articles, consensus documents and international guidelines, among others. In TECH's virtual library, students will have access to everything they need to complete their course.





Expert-Led Case Studies and Case Analysis

Effective learning ought to be contextual. Therefore, TECH presents real cases in which the expert will guide students, focusing on and solving the different situations: a clear and direct way to achieve the highest degree of understanding.



Testing & Retesting

We periodically evaluate and re-evaluate students' knowledge throughout the program, through assessment and self-assessment activities and exercises, so that they can see how they are achieving their goals.



Classes

There is scientific evidence on the usefulness of learning by observing experts. The system known as Learning from an Expert strengthens knowledge and memory, and generates confidence in future difficult decisions.



Quick Action Guides

TECH offers the most relevant contents of the course in the form of worksheets or quick action guides. A synthetic, practical, and effective way to help students progress in their learning.



07

Certificate

The Professional Master's Degree in Advances in Tropical Diseases guarantees students, in addition to the most rigorous and updated education, access to a Professional Master's Degree issued by TECH Technological University.





“

*Successfully complete this program
and receive your university degree
without travel or laborious paperwork”*

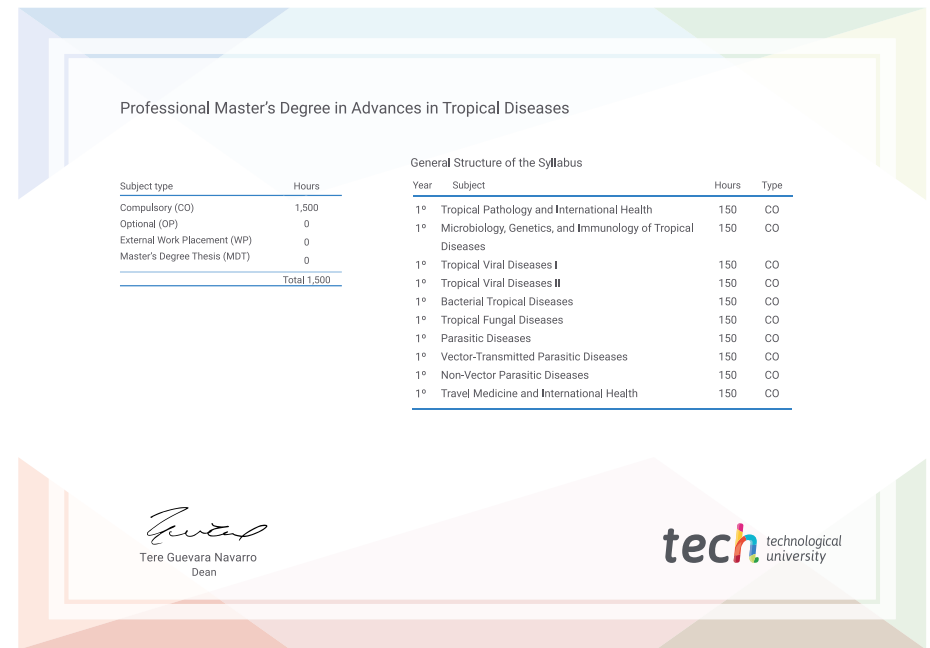
This **Professional Master's Degree in Advances in Tropical Diseases** contains the most complete and up-to-date scientific program on the market.

After the student has passed the assessments, they will receive their corresponding **Professional Master's Degree** issued by **TECH Technological University** via tracked delivery*.

The diploma issued by **TECH Technological University** will reflect the qualification obtained in the Professional Master's Degree, and meets the requirements commonly demanded by job exchanges, competitive examinations, and professional career evaluation committees.

Title: **Professional Master's Degree in Advances in Tropical Diseases**

Official N° of hours: **1,500 h.**



*Apostille Convention. In the event that the student wishes to have their paper diploma issued with an apostille, TECH EDUCATION will make the necessary arrangements to obtain it, at an additional cost.

future
health confidence people
education information tutors
guarantee accreditation teaching
institutions technology learning
community commitment
personalized service innovation
knowledge present quality
development languages
virtual classroom



**Professional Master's
Degree**

Advances in Diseases
Tropical

Course Modality: Online

Duration: 12 months

Certificate: TECH Technological University

Official N° of hours: 1,500 h.

Professional Master's Degree

Advances in Tropical Diseases

