

Professional Master's Degree

Advances in Pediatric
Gastroenterology and
Hepatology



Professional Master's Degree

Advances in Pediatric Gastroenterology and Hepatology

Course Modality: **Online**

Duration: **12 months**

Certificate: **TECH Technological University**

Official N° of hours: **1,500 h.**

Website: www.techitute.com/in/medicine/professional-master-degree/master-advances-pediatric-gastroenterology-hepatology

Index

01

Introduction

p. 4

02

Objectives

p. 8

03

Skills

p. 14

04

Course Management

p. 18

05

Structure and Content

p. 22

06

Methodology

p. 32

07

Certificate

p. 40

01

Introduction

The subspecialty of Pediatric Gastroenterology and Hepatology, due to the broad field covered and the incidence and prevalence of the pathologies included in its body of knowledge, is one of the most demanded by the population, as well as one of the most developed year after year.



“

Improve your knowledge in Pediatric Gastroenterology and Hepatology through this program, where you will find the best teaching material, with real clinical cases. Learn here about the latest advances in the specialty to be able to perform a quality medical practice”

The program is designed to provide online training equivalent to 60 ECTS credits and 1,500 hours of study, and all theoretical and practical knowledge is presented through high-quality multimedia content, analysis of clinical cases prepared by experts, master classes and video techniques, allowing the exchange of knowledge and experience, maintaining and updating the level of training of its members, creating protocols for action and disseminating the most important developments in the specialty. With online training, students can organize their time and pace of learning, adapting it to their schedules, in addition to being able to access the contents from any computer or mobile device.

Given the growing number of publications that are published daily at the international level in the field of study of the specialty, it is difficult to keep up to date in an adequate manner.

The objective of the Professional Master's Degree in Advances in Pediatric Gastroenterology and Hepatology is to cover the updating needs of professionals interested in the field, seeking usefulness in routine clinical practice, and to encourage high-level research in the aspects covered.



Update your knowledge through the Professional Master's Degree in Pediatric Gastroenterology and Hepatology"

This **Professional Master's Degree in Advances in Gastroenterology and Hepatology** contains the most complete and up-to-date scientific program on the market. The most important features include:

- More than 75 clinical cases presented by experts in Pediatric Gastroenterology and Hepatology
- The graphic, schematic, and practical contents with which they are created provide scientific and practical information on the disciplines that are essential for professional practice
- Diagnostic-therapeutic developments on assessment, diagnosis, and treatment in Pediatric Gastroenterology and Hepatology
- Contains practical exercises where the self-evaluation process can be carried out to improve learning
- Iconography of clinical and diagnostic imaging tests
- An algorithm-based interactive learning system for decision-making in the clinical situations presented throughout the course
- With special emphasis on evidence-based medicine and research methodologies in Pediatric Gastroenterology and Hepatology
- All of this will be complemented by theoretical lessons, questions to the expert, debate forums on controversial topics, and individual reflection assignments
- Availability of content from any fixed or portable device with internet connection

“

This Professional Master's Degree is the best investment you can make when selecting a refresher program, for two reasons: in addition to updating your knowledge in Pediatric Gastroenterology and Hepatology, you will obtain a Professional Master's Degree from TECH Technological University”

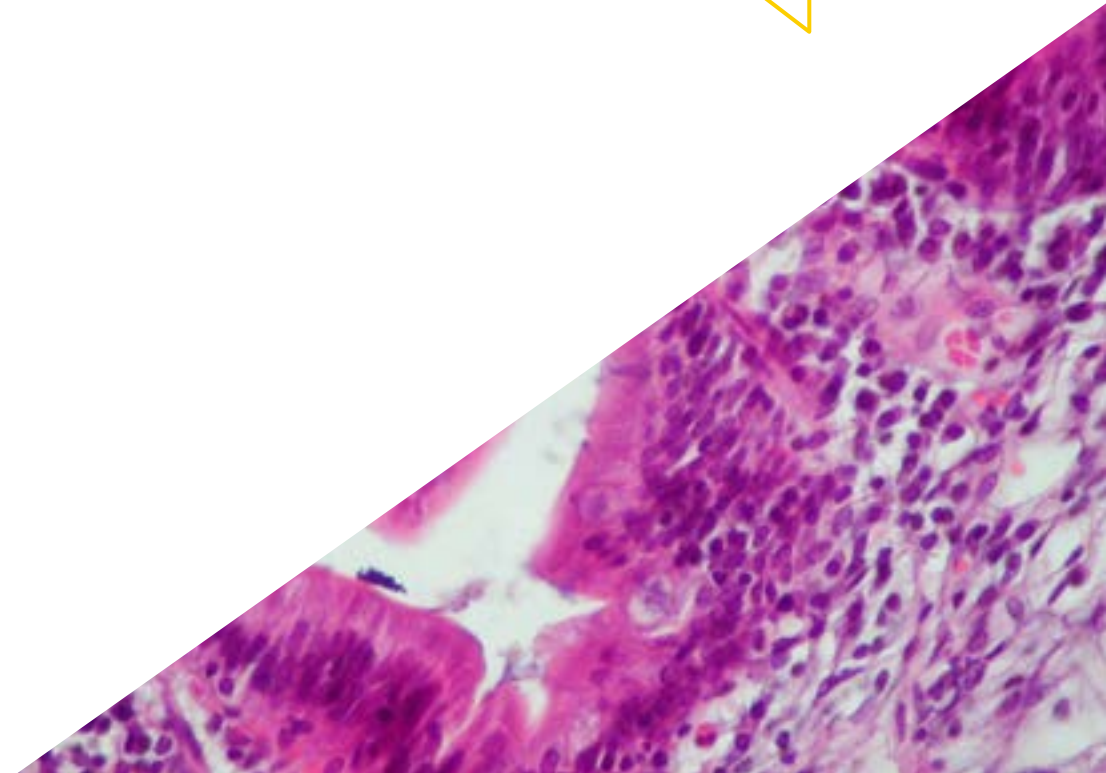
The teaching staff includes professionals from the field of Pediatric Gastroenterology and Hepatology, who bring their experience to this training program, as well as renowned specialists from leading scientific societies.

The multimedia content, developed with the latest educational technology, will provide the professional with situated and contextual learning, i.e., a simulated environment that will provide an immersive training program designed to train in real situations.

This program is designed around Problem-Based Learning, whereby the physician must try to solve the different professional practice situations that arise throughout the program. For this purpose, the physician will be assisted by an innovative interactive video system created by renowned and experienced experts in the field of Pediatric Gastroenterology and Hepatology with extensive teaching experience.

This TECH Professional Master's Degree offers learning in simulated environments, which provides an immersive learning experience designed to train for real-life situations.

It includes clinical cases to bring the program's degree as close as possible to the reality of medical care.



02 Objectives

The program in Pediatric Gastroenterology and Hepatology is aimed at facilitating the performance of the physician dedicated to the treatment of pediatric gastric and hepatic pathology.





“

This Professional Master's Degree is designed for you to update your knowledge in Advances Gastroenterology and Hepatology, with the use of the latest educational technology, to contribute with quality and safety to decision-making, diagnosis, treatment and patient support"



General Objectives

- Update the knowledge of the pediatrician with special preparation and interest in the field of pediatric gastroenterology
- Promote work strategies based on a comprehensive approach to the patient, as a standard model for achieving excellent care
- Encourage the acquisition of technical skills and abilities, through a powerful audiovisual system and the possibility of development through online simulation workshops and/or specific training
- Encourage professional stimulation through continued education and research



Acquire the necessary skills to specialize in this field and give a boost to your profession"





Specific Objectives

Module 1. Advances in Food Allergy and Eosinophilic Disorders

- ◆ Update knowledge about the pathophysiology of food allergy
- ◆ Conduct a review of the current global epidemiology of food allergy and its possible clinical presentations
- ◆ Analyze the current diagnostic possibilities of food allergies and update knowledge of international protocols
- ◆ Update knowledge of current and developing therapeutic possibilities in the field of food allergy
- ◆ Know current food allergy prevention measures and the current research base
- ◆ Learn about primary eosinophilic disorders in their pathophysiological, epidemiological, diagnostic, therapeutic and preventive aspects

Module 2. Update on Functional Digestive Disorders

- ◆ Update the knowledge of functional digestive disorders and the field of Neurogastroenterology
- ◆ Learn about the pathophysiology of pediatric functional digestive disorders
- ◆ Understand the behavior and influence of the intestinal ecosystem on disease and health
- ◆ Learn about the influence of sociocultural aspects on functional digestive disorders
- ◆ Delve into functional digestive disorders from a biopsychosocial perspective
- ◆ Individual knowledge of functional digestive disorders in the neonatal stage and in breastfeeding infants
- ◆ Individual knowledge of functional digestive disorders in the school age and in adolescents
- ◆ Learn about the advances in pharmacology, pharmacokinetics and pharmacogenomics applied to functional digestive disorders in pediatrics

Module 3. New Perspectives in Celiac Disease

- ◆ Know the new laboratory tests available in the diagnosis and follow-up of celiac disease
- ◆ Update knowledge on the treatment and prevention of celiac disease
- ◆ Analyze the current avenues of research into future therapeutic strategies in the field of celiac disease
- ◆ Gain up-to-date knowledge about the pathophysiology of inflammatory bowel disease (IBD)
- ◆ Update the diagnostic criteria for IBD at the clinical and technical level
- ◆ Learn about the existing diagnostic possibilities, their indications and interpretation, in relation to IBD
- ◆ Advanced management of Celiac Disease biomarkers
- ◆ Learn the activity rates of pediatric IBD and its evolution
- ◆ Learn about the pharmacological treatments available for IBD and current avenues of research

Module 4. Inflammatory Bowel Disease. Present and Future

- ◆ Understand the differential aspects in epidemiology, etiopathogenesis, diagnosis and treatment between pediatric versus adult inflammatory bowel disease
- ◆ Acquire skills in stratifying treatment in the different phases of the disease in pediatric patients, as well as to know the indications, contraindications and complications of the use of these drugs in pediatric patients
- ◆ Take into account aspects of quality of life, growth impairment and behavior of the disease in adulthood when it appears in childhood

Module 5. Challenges in Esophageal and Gastric Pathology

- ♦ Identify congenital intestinal anomalies and their management
- ♦ Analyze in detail the alterations of digestion and absorption in pediatric age
- ♦ Detail intestinal motility disorders and their management
- ♦ Explain Hirschsprung's disease and intestinal dysplasias
- ♦ Learn how to manage different viral and bacterial intestinal infections in an up-to-date way
- ♦ Learn how to manage the different intestinal infections caused by parasites
- ♦ Learn how to manage the different intestinal fungal infections in an up-to-date way
- ♦ Know in detail about the neonatal necrotizing enterocolitis, approach and sequelae
- ♦ Explain short bowel syndrome and its management
- ♦ Update the available knowledge about intestinal polyps and their management

Module 6. Update on Intestinal Pathology

- ♦ Increase knowledge about congenital Gastroesophageal anomalies
- ♦ Define the current protocols for gastroesophageal reflux and esophagitis in pediatric patients
- ♦ In-depth analysis of gastroesophageal motor disorders
- ♦ Describe the guidelines for action in case of trauma, infections and esophagitis due to chemicals
- ♦ Gain up-to-date knowledge of peptic ulcer disease and gastritis
- ♦ Complete the body of knowledge on rare gastroesophageal diseases
- ♦ Describe the management of gastroesophageal pathology in pediatric emergencies

Module 7. Advances in Hepatobiliopancreatic Pathology

- ♦ Expand the body of knowledge with the analysis of other hepatopathies and their implications
- ♦ Understand the complications of advanced liver disease and its management
- ♦ Define the current status of liver transplantation and future avenues for development
- ♦ Explain liver support techniques and its indications

Module 8. Progress in Digestive and Hepatic Oncology

- ♦ Recognize the importance of the digestive system in pediatric oncohematology and the pathophysiologic basis of the processes
- ♦ Deepen knowledge of the management of gastrointestinal complications of chemotherapy in children
- ♦ Learn the diagnosis and management of abdominal oncologic emergencies
- ♦ Learn about gastrointestinal opportunistic infections and their management
- ♦ Explain pediatric gastrointestinal neoplasms and their management
- ♦ Detail liver tumors in pediatrics and their management

Module 9. Techniques in Pediatric Gastroenterology

- ◆ Detail the possible biochemical determinations in blood, urine, feces and sweat related to Pediatric Gastroenterology and their interpretation
- ◆ Detail upper and lower gastrointestinal endoscopy in pediatric patients, its technique, applications and findings
- ◆ Deepen understanding of the pathological anatomy of biopsy specimens, their collection and interpretation
- ◆ Describe the different exhaled air tests available and their interpretation
- ◆ Learn the applications of capsuloendoscopy in pediatrics and how to interpret its findings
- ◆ Explain the applications of endoscopic retrograde cholangiopancreatography
- ◆ Expand expertise in malabsorption and pancreatic insufficiency research
- ◆ Gain in-depth knowledge of the indication and interpretation of the different radiological techniques at the abdominal level
- ◆ Learn the indications and interpretation of gastrointestinal and hepatobiliary ultrasound
- ◆ Update the knowledge about endorectal ultrasound in pediatrics
- ◆ Update the indications and interpretation of abdominal CT and MRI
- ◆ Learn about radioisotope studies, their indications and possibilities
- ◆ Learn how to interpret anorectal and esophageal manometry extensively
- ◆ Learn how to interpret esophageal pH-metry and impedancemetry extensively
- ◆ Define possible microbiological studies, indications and interpretation in digestive pathology
- ◆ Explain new molecular biology techniques and their applications
- ◆ Describe the indications for exploratory laparoscopy

Module 10. Gastrohepatology: New Paths Opening the Door to Innovation

- ◆ Delve into the knowledge of chronobiology applied to the digestive system, its practical applications and future challenges
- ◆ Expand knowledge on the applications of epigenetics in pediatric gastroenterology
- ◆ Describe the methods of study of the intestinal microbiota and their applications, as well as to deepen knowledge of probiotic therapy
- ◆ Deepen understanding of the molecular, genetic and microbiological aspects of obesity, its current problems and the implication of gastroenterology in its approach
- ◆ Explain current technological advances in diagnostic instrumentation with a special focus on new endoscopic technologies
- ◆ Delve into the applications of telemedicine for education and monitoring of patients with digestive pathology, with special emphasis on wearable devices
- ◆ Explain the different social networks and their potential usefulness in the field of pediatric gastroenterology

03 Skills

After passing the assessments of the Professional Master's Degree in Pediatric Gastroenterology and Hepatology, the physician will have acquired the professional skills necessary for a quality and up-to-date practice based on the latest scientific evidence.





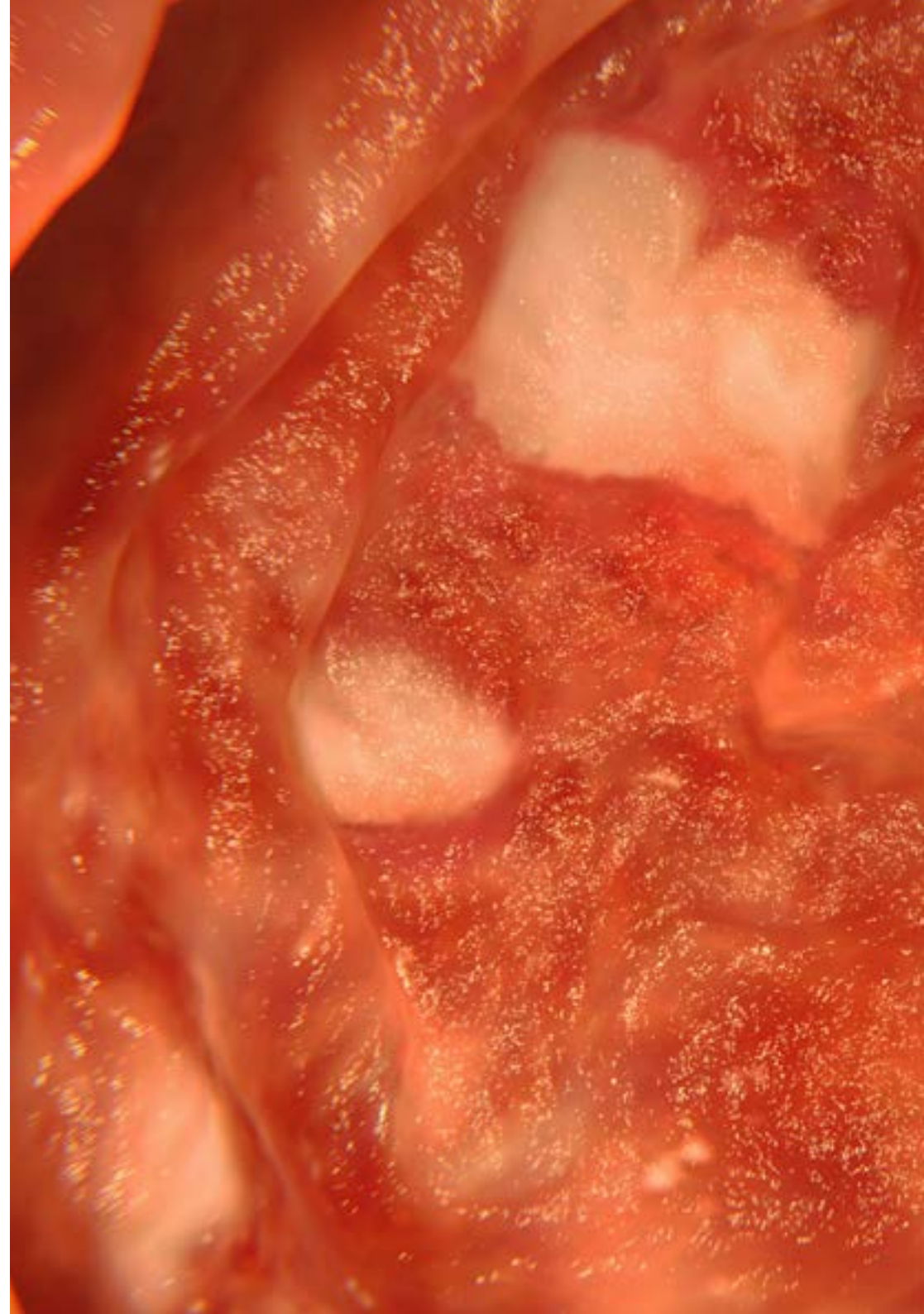
“

With this program you will be able to master new diagnostic and therapeutic procedures in Pediatric Gastroenterology and Hepatology”



General Skills

- ♦ Possess knowledge and understanding that provides a basis or opportunity to develop and /or apply original ideas, often in a research context
- ♦ Apply acquired knowledge and problem-solving skills in new or unfamiliar environments within broader (or multidisciplinary) contexts related to their area of study
- ♦ Integrate knowledge and face the challenge of making judgements based on incomplete or limited information. In addition, include reflections on the social and ethical responsibilities linked to implementing this knowledge and judgement
- ♦ Know how to communicate their conclusions, knowledge and reasons to specialized and non-specialized audiences in a clear and unambiguous way
- ♦ Acquire the learning skills that will enable them to continue studying in a manner that will be largely self-directed or autonomous





Specific Skills

- ♦ Describe the advances in the field of Food Allergy and Eosinophilic Disorders in detail and their applications in routine clinical practice
- ♦ Identify functional digestive disorders and know their characteristics in pediatric age
- ♦ To describe the main characteristics of Celiac Disease in the pediatric age and to incorporate the advances established in recent years
- ♦ Incorporating new knowledge and approaches to pediatric inflammatory bowel disease
- ♦ Perform a comprehensive approach to esophageal and gastric pathology based on current advances
- ♦ Perform an in-depth approach to intestinal pathology according to current knowledge
- ♦ Improve knowledge on hepatobiliopancreatic pathology
- ♦ Identify the main elements of overlap between Pediatric Oncology and Oncohematology and Pediatric Gastroenterology
- ♦ Incorporate digestive pathology management techniques at a technical level in the diagnostic-therapeutic process, as well as in the monitoring of patients
- ♦ Value research and the incorporation of technological advances as the only way to progress in gastroenterology
- ♦ Describe the current advances and new perspectives that open up new avenues for development within Pediatric Gastroenterology
- ♦ Incorporate new technologies into daily practice, knowing their advances, limitations and future potential

04

Course Management

The program's teaching staff includes leading specialists in Pediatric Gastroenterology and Hepatology and other related areas, who bring their years of work experience to this program. Additionally, other recognized specialists participate in its design and preparation, which means that the program is developed in an interdisciplinary manner.





“

Learn the latest advances in procedures in Pediatric Gastroenterology and Hepatology from leading professionals”

Management



Dr. Negre Policarpo, Sergio

- ♦ Head of the Pediatric Gastroenterology and Nutrition Section at the Quironsalud Hospital
- ♦ Doctor of Medicine
- ♦ Specialist Pediatrician
- ♦ In charge of scientific, educational and teaching projects of the Pediatrics Department of Quirón Valencia
- ♦ Attending Pediatrician at La Fe Hospital Valencia

Professors

Dr. Blesa Baviera, Luis

- ♦ Pediatrician Specialist
- ♦ Serrería II Health Center, Valencia

Dr. González de Caldas Marchal, Rafael

- ♦ Infant Liver Transplant Program in the Andalusian Health System

Dr. Pereda López, Antonio

- ♦ Specialist in Pediatric Gastroenterology, La Fe Polytechnic and University Hospital, Valencia, Valencia

Dr. Quiles Catalá, Amparo

- ♦ Specialist in Pediatric Gastroenterology, Quirónsalud Valencia Hospital

Dr. Rodríguez Herrera, Alfonso

- ♦ Specialist in Pediatric Gastroenterology, Hispalense Institute of Pediatrics, Pablo de Olavide University, Seville

Dr. Ynga Durand, Mario Alberto

- ♦ Specialist in Allergy and Clinical Immunology, National Polytechnic Institute, Mexican Academy of Pediatrics
- ♦ Pediatrician Specialist
- ♦ Professor of the National Program for the Prevention of Chronic Degenerative Diseases



05

Structure and Content

The structure of the contents has been designed by a team of professionals from the best hospitals and universities in the country, who are aware of the relevance of up-to-date training to be able to intervene in the prevention, diagnosis, and treatment of gastric and hepatic pathology in pediatric patients, and are committed to quality teaching through new educational technologies.





“

This Master's Degree in Pediatric Gastroenterology and Hepatology contains the most complete and up-to-date scientific program on the market”

Module 1. Advances in Food Allergy and Eosinophilic Disorders

- 1.1. Update on the Pathophysiological Basis of Food Allergy
- 1.2. Epidemiological Review of Food Allergy Clinical Presentations
- 1.3. Clinical Manifestations of Food Allergies and Intolerances
- 1.4. Diagnosis of Food Allergy A Constantly Evolving Challenge
- 1.5. Treatment of Food Allergy Current Outlook
- 1.6. Prevention of Food Allergy Current and Future Approach
- 1.7. Primary Eosinophilic Gastrointestinal Disorders Current Situation
- 1.8. In-depth analysis of the Food Protein Induced Enterocolitis Syndrome (SEIPA-FPIES)
- 1.9. Diagnosis and Treatment of Eosinophilic Esophagitis and Gastritis

Module 2. Update on Functional Digestive Disorders

- 2.1. Functional Digestive Disorders: Neurogastroenterology
- 2.2. Pathophysiology of Functional Digestive Disorders
- 2.3. The Intestinal Ecosystem in Functional Digestive Disorders
- 2.4. Multicultural Aspects of Functional Digestive Disorders
- 2.5. Biopsychosocial Aspects of Functional Digestive Disorders
- 2.6. Functional Digestive Disorders in Neonates and Infants
- 2.7. Functional Digestive Disorders in Children and Adolescents
- 2.8. Diagnostic Studies on Functional Digestive Disorders in Pediatrics
- 2.9. Pharmacology, Pharmacokinetics and Pharmacogenomics Applied to Functional Digestive Disorders

Module 3. New Perspectives in Celiac Disease

- 3.1. Advances in the Pathophysiology of Celiac Disease
- 3.2. Current Epidemiology of Celiac Disease
- 3.3. Digestive and Extradigestive Clinical Manifestations Associated diseases. Complications of Celiac Disease
- 3.4. Non-Celiac Gluten Sensitivity
- 3.5. Diagnosis of Celiac Disease Current Situation and Future Steps
- 3.6. New Laboratory Tests in Celiac Disease
- 3.7. Celiac Disease Treatment and Prevention
- 3.8. Food, Diet and Nutrition in Celiac Disease
- 3.9. Future Therapeutic Strategies



Module 4. Inflammatory Bowel Disease Present and Future

- 4.1. Advances in the Pathophysiology of Pediatric inflammatory Bowel Disease
- 4.2. Diagnostic Criteria of Pediatric Inflammatory Bowel Disease
- 4.3. Diagnostic Tests of Pediatric Inflammatory Bowel Disease
- 4.4. Biological Markers of Activity and Prognosis
- 4.5. Pediatric Inflammatory Bowel Disease Activity Indices
- 4.6. Treatment of IBD Pharmacological Treatment. Biological Therapy and Biosimilars
- 4.7. Nutritional Treatment. Probiotics
- 4.8. Management of Treatment Algorithms in Ulcerative Colitis and Crohn's Disease
- 4.9. Management of Perianal Disease and Reservoiritis
- 4.10. Complications of Pediatric Inflammatory Bowel Disease
- 4.11. Extraintestinal Manifestations of Pediatric Inflammatory Bowel Disease and IBD-Associated Morbidity
- 4.12. Psychosocial Aspects of Pediatric Inflammatory Bowel Disease Transition Consultation

Module 5. Challenges in Esophageal and Gastric Pathology

- 5.1. Congenital Esophagogastric Anomalies
- 5.2. New Approaches to Gastroesophageal Reflux and Esophagitis in Pediatrics
- 5.3. Achalasia and Other Esophageal Motility Disorders
- 5.4. Trauma, Infections and Esophagitis Due to Chemicals
- 5.5. Review of Barrett's Esophagus in Pediatric Ages
- 5.6. Peptic Ulcer Disease and Gastritis
- 5.7. Other Esophagogastric Pathologies
- 5.8. Use of Diagnostic Methods in Esophageal and Gastric Pathologies in Pediatrics
- 5.9. Emergencies in Esophagogastric Pathology

Module 6. Update on Intestinal Pathology

- 6.1. Congenital Intestinal Anomalies
- 6.2. Disturbances of Digestion and Absorption
- 6.3. Intestinal Motility Disorders
- 6.4. Hirschsprung's Disease Intestinal Dysplasias
- 6.5. Viral and Bacterial Intestinal Infections
- 6.6. Intestinal Infections due to Parasites
- 6.7. Fungal Intestinal Infections

- 6.8. Neonatal Necrotizing Enterocolitis
- 6.9. Short Bowel Syndrome
- 6.10. Intestinal Polyps
- 6.11. Gastrointestinal Manifestations of Systemic Diseases
- 6.12. Digestive Complications of Congenital Heart Disease
- 6.13. Extraintestinal Manifestations of Digestive Diseases
- 6.14. Enteropathies of Unknown Origin Other Enteropathies
- 6.15. Intestinal Transplant
- 6.16. Emergencies in Intestinal Pathology

Module 7. Advances in Hepatobiliopancreatic Pathology

- 7.1. Diagnosis in Liver Disease
- 7.2. Cholestasis
- 7.3. Hepatitis
- 7.4. Autoimmune Liver Diseases
- 7.5. Metabolic Diseases
- 7.6. Cystic fibrosis
- 7.7. Other Liver Diseases
- 7.8. Complications of Advanced Liver Disease
- 7.9. Liver Transplant
- 7.10. Liver Support Techniques

Module 8. Progress in Digestive and Hepatic Oncology

- 8.1. The Digestive Tract in Pediatric Oncohematology
- 8.2. Pediatric Gastrointestinal Neoplasms I (From Esophagus to Duodenum)
- 8.3. Pediatric Gastrointestinal Neoplasms II (From Jejunum to Anus)
- 8.4. Hepatic Tumors in Pediatrics
- 8.5. Primary Peritoneal Tumors and Peritoneal Carcinomatosis in Children
- 8.6. Gastrointestinal Complications of Chemotherapy in Children
- 8.7. Oncologic Abdominal Emergencies
- 8.8. Gastrointestinal Opportunistic Infections
- 8.9. Palliative Care in Children With Digestive Tumors

Module 9. Techniques in Pediatric Gastroenterology

- 9.1. Nutritional Assessment
- 9.2. Biochemical Determinations in Blood, Urine, Feces and Sweat
- 9.3. Digestive Endoscopy. Esophago-Gastroscopy and Colonoscopy in Pediatrics
- 9.4. Biopsies
- 9.5. Exhaled Air Test
- 9.6. Capsuloendoscopy in Pediatrics
- 9.7. Endoscopic Retrograde Cholangiopancreatography
- 9.8. Malabsorption and Pancreatic Insufficiency Studies
- 9.9. Gastrointestinal Tract Radiology
- 9.10. Gastrointestinal and Hepatobiliary Ultrasound
- 9.11. Endorectal Ultrasound in Pediatrics
- 9.12. Abdominal Computed Tomography and MRI in Pediatric Gastroenterology
- 9.13. Radioisotope Studies
- 9.14. Anorectal and Esophageal Manometry
- 9.15. Esophageal PH-Metry and Impedanciometry
- 9.16. Microbiological Studies
- 9.17. Molecular Biology Techniques
- 9.18. Exploratory laparoscopy:

Module 10. Gastrohepatology: New Paths Opening the Door to Innovation

- 10.1. Chronobiology and Digestive Physiopathology
- 10.2. Epigenetics and Pediatric Gastroenterology
- 10.3. The Role of Intestinal Microbiota in Childhood Health and Illness
- 10.4. Study of the Intestinal Microbiota Probiotic Therapy in Pediatrics
- 10.5. Diet and Microbiota Impact on Health
- 10.6. Obesity and Digestive System Molecular, Genetic and Microbiological Approach to a Current Epidemic
- 10.7. Advances in Diagnostic Instruments Narrow-Band Endoscopy and Fluorescence Endoscopy Chromoendoscopy, Confocal Endoscopy and 360° Vision
- 10.8. Telemedicine Applications in the Education and Monitoring of Patients With Digestive Pathologies Wearables
- 10.9. Social Media and Pediatric Gastroenterology





“

A unique, key, and decisive training experience to boost your professional development”

06

Methodology

This academic program offers students a different way of learning. Our methodology uses a cyclical learning approach: **Relearning**.

This teaching system is used, for example, in the most prestigious medical schools in the world, and major publications such as the **New England Journal of Medicine** have considered it to be one of the most effective.





“

Discover Relearning, a system that abandons conventional linear learning, to take you through cyclical teaching systems: a way of learning that has proven to be extremely effective, especially in subjects that require memorization"

At TECH we use the Case Method

What should a professional do in a given situation? Throughout the program, students will face multiple simulated clinical cases, based on real patients, in which they will have to do research, establish hypotheses, and ultimately resolve the situation. There is an abundance of scientific evidence on the effectiveness of the method. Specialists learn better, faster, and more sustainably over time.

With TECH you will experience a way of learning that is shaking the foundations of traditional universities around the world.



According to Dr. Gérvas, the clinical case is the annotated presentation of a patient, or group of patients, which becomes a "case", an example or model that illustrates some peculiar clinical component, either because of its teaching power or because of its uniqueness or rarity. It is essential that the case is based on current professional life, trying to recreate the real conditions in the physician's professional practice.

“

Did you know that this method was developed in 1912, at Harvard, for law students? The case method consisted of presenting students with real-life, complex situations for them to make decisions and justify their decisions on how to solve them. In 1924, Harvard adopted it as a standard teaching method”

The effectiveness of the method is justified by four fundamental achievements:

1. Students who follow this method not only achieve the assimilation of concepts, but also a development of their mental capacity, through exercises that evaluate real situations and the application of knowledge.
2. Learning is solidly translated into practical skills that allow the student to better integrate into the real world.
3. Ideas and concepts are understood more efficiently, given that the example situations are based on real-life.
4. Students like to feel that the effort they put into their studies is worthwhile. This then translates into a greater interest in learning and more time dedicated to working on the course.



Relearning Methodology

At TECH we enhance the case method with the best 100% online teaching methodology available: Relearning.

This university is the first in the world to combine the study of clinical cases with a 100% online learning system based on repetition, combining a minimum of 8 different elements in each lesson, a real revolution with respect to the mere study and analysis of cases.

Professionals will learn through real cases and by resolving complex situations in simulated learning environments. These simulations are developed using state-of-the-art software to facilitate immersive learning.



At the forefront of world teaching, the Relearning method has managed to improve the overall satisfaction levels of professionals who complete their studies, with respect to the quality indicators of the best online university (Columbia University).

With this methodology, more than 250,000 physicians have been trained with unprecedented success in all clinical specialties regardless of surgical load. Our pedagogical methodology is developed in a highly competitive environment, with a university student body with a strong socioeconomic profile and an average age of 43.5 years old.

Relearning will allow you to learn with less effort and better performance, involving you more in your specialization, developing a critical mindset, defending arguments, and contrasting opinions: a direct equation to success.

In our program, learning is not a linear process, but rather a spiral (learn, unlearn, forget, and relearn). Therefore, we combine each of these elements concentrically.

The overall score obtained by TECH's learning system is 8.01, according to the highest international standards.



This program offers the best educational material, prepared with professionals in mind:



Study Material

All teaching material is produced by the specialists who teach the course, specifically for the course, so that the teaching content is highly specific and precise.

These contents are then applied to the audiovisual format, to create the TECH online working method. All this, with the latest techniques that offer high quality pieces in each and every one of the materials that are made available to the student.



Surgical Techniques and Procedures on Video

TECH introduces students to the latest techniques, the latest educational advances and to the forefront of current medical techniques. All of this in direct contact with students and explained in detail so as to aid their assimilation and understanding. And best of all, you can watch the videos as many times as you like.



Interactive Summaries

The TECH team presents the contents attractively and dynamically in multimedia lessons that include audio, videos, images, diagrams, and concept maps in order to reinforce knowledge.

This exclusive educational system for presenting multimedia content was awarded by Microsoft as a "European Success Story".



Additional Reading

Recent articles, consensus documents and international guidelines, among others. In TECH's virtual library, students will have access to everything they need to complete their course.





Expert-Led Case Studies and Case Analysis

Effective learning ought to be contextual. Therefore, TECH presents real cases in which the expert will guide students, focusing on and solving the different situations: a clear and direct way to achieve the highest degree of understanding.



Testing & Retesting

We periodically evaluate and re-evaluate students' knowledge throughout the program, through assessment and self-assessment activities and exercises, so that they can see how they are achieving their goals.



Classes

There is scientific evidence on the usefulness of learning by observing experts. The system known as Learning from an Expert strengthens knowledge and memory, and generates confidence in future difficult decisions.



Quick Action Guides

TECH offers the most relevant contents of the course in the form of worksheets or quick action guides. A synthetic, practical, and effective way to help students progress in their learning.



07

Certificate

The Professional Master's Degree in Advances in Pediatric Gastroenterology and Hepatology guarantees you, in addition to the most rigorous and updated training, access to a Professional Master's Degree issued by TECH Technological University.



“

*Successfully complete this program
and receive your university degree
without travel or laborious paperwork”*

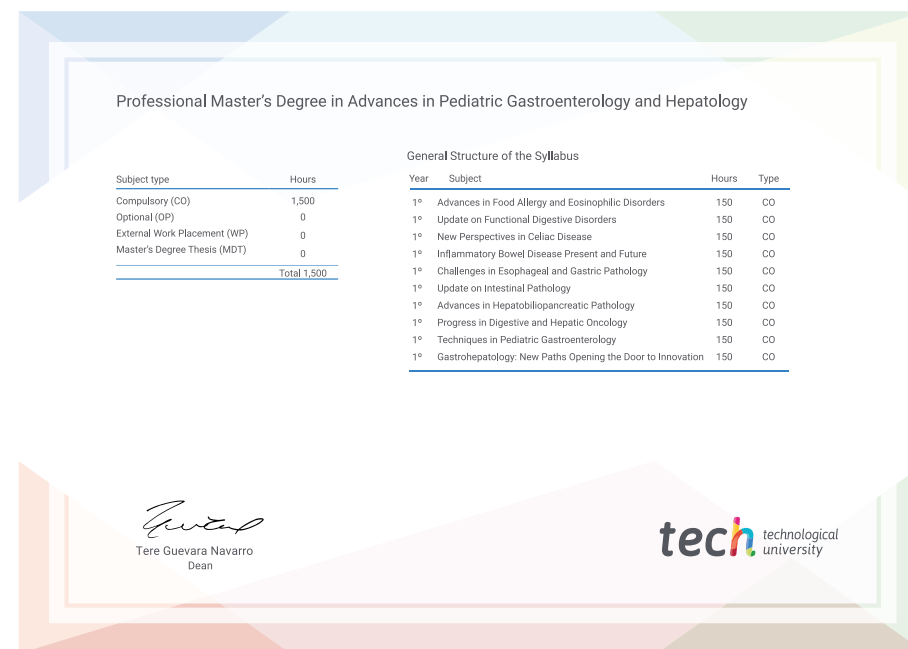
This **Professional Master's Degree in Advances in Pediatric Gastroenterology and Hepatology** contains the most complete and updated scientific program on the market.

After the student has passed the evaluations, they will receive their corresponding **Professional Master's Degree** issued by **TECH Technological University** via tracked delivery*.

The certificate issued by **TECH Technological University** will reflect the qualification obtained in the Professional Master's Degree, and meets the requirements commonly demanded by labor exchanges, competitive examinations, and professional career evaluation committees.

Title: **Master's Degree in Advances in Pediatric Gastroenterology and Hepatology**

Official N° of hours: **1,500 h.**



*Apostille Convention. In the event that the student wishes to have their paper certificate issued with an apostille, TECH EDUCATION will make the necessary arrangements to obtain it, at an additional cost.

future

health

confidence people

education information tutors

guarantee accreditation teaching

institutions technology learning

community commitment

tech technological
university

personalized service innovation

knowledge present quality

**Professional Master's
Degree**

Advances in Pediatric
Gastroenterology and
Hepatology

development language

virtual classroom

Course Modality: Online

Duration: 12 months

Certificate: TECH Technological University

Official N° of hours: 1,500 h.

Professional Master's Degree

Advances in Pediatric
Gastroenterology and
Hepatology

