

Professional Master's Degree Advanced Aesthetic Medicine





Professional Master's Degree Advanced Aesthetic Medicine

- » Modality: online
- » Duration: 12 months
- » Certificate: TECH Technological University
- » Dedication: 16h/week
- » Schedule: at your own pace
- » Exams: online

Website: www.techtute.com/us/medicine/professional-master-degree/master-advanced-aesthetic-medicine

Index

01

Introduction

p. 4

02

Objectives

p. 8

03

Competencies

p. 14

04

Course Management

p. 18

05

Structure and Content

p. 24

06

Methodology

p. 34

07

Certificate

p. 42

01

Introduction

For many, appearance is a powerful weapon capable of opening doors in the social and professional environment. However, this concept, as well as what happens with beauty, has changed and nowadays people are looking to look healthy, beyond the canons stipulated by fashion. For this reason, Aesthetic Medicine has reinvented itself, implementing less and less invasive treatments for anti-aging, hair loss prevention, facial harmonization, etc. As such, this program brings together all these developments and many more in 1,500 hours of multidisciplinary content 100% online, designed so that the specialist can be up to date on the technologies and therapeutics used in an area increasingly in demand.





“

Join the change and bet on a program of the highest level in which you will find the most relevant and up-to-date information to deal with aging through an innovative medical practice"

A recent study endorsed by prestigious international organizations such as SEME has revealed that 4 out of 10 people seek Aesthetic Medicine after the age of 26. Today's society, increasingly hyperconnected and exposed to the social world, needs to feel good and one of the keys to this is through beauty. However, this concept has been evolving in recent decades and nowadays what is demanded is naturalness and the promotion of a radiant appearance, but, above all, healthy. For this reason, techniques such as those related to anti-aging, the removal of blemishes, warts, scars or tattoos, or mesotherapy have come to occupy the number 1 in the ranking of the most demanded treatments.

And being aware that many professionals in the medical field do not have the necessary time to keep abreast of all the latest developments, TECH has developed this Professional Master's Degree in Advanced Aesthetic Medicine, a program designed with the aim of gathering, in 1,500 hours of the best multidisciplinary content, all the latest developments in this clinical area. It is a program that will allow the graduates to delve into the latest developments related to botulinum toxin or hyaluronic acid (techniques of use, conservation methods, recommendations, etc.). They will also work on the approach to intradermal body, facial and hair therapy, as well as biostimulation with platelet-rich plasma to promote the production of collagen, elastin and epidermal tissue. In addition, students will be able to perfect their skills in 360° facial harmonization and in the use of technologies related to *plexer* and *CoolSculpting*.

All this over 12 months of 100% online educational experience. And the convenient format of the program will allow you to design your own academic calendar, without schedules or on-site classes. Likewise, you will have the support of a teaching team versed in different areas, which will be at your disposal to resolve any doubts that may arise through a state-of-the-art Virtual Campus. It is, therefore, a unique opportunity to work in a complete way in a comprehensive refresher program for the promotion of beauty through an aesthetic practice of the highest level.

This **Professional Master's Degree in Advanced Aesthetic Medicine** contains the most complete and up-to-date scientific program on the market. The most important features include:

- ♦ Practical cases presented by experts in Aesthetic Medicine
- ♦ The graphic, schematic, and practical contents with which they are created, provide scientific and practical information on the disciplines that are essential for professional practice
- ♦ Practical exercises where self-assessment can be used to improve learning
- ♦ Its special emphasis on innovative methodologies
- ♦ Theoretical lessons, questions to the expert, debate forums on controversial topics, and individual reflection assignments
- ♦ Content that is accessible from any fixed or portable device with an Internet connection



A Professional Master's Degree with which you can delve into the advances of the tensor threads as collagen-inducing materials par excellence from wherever you want thanks to its convenient 100% online format"

“

Would you like to get up to date on hyaluronic acid filler strategies that are being used in the world's leading aesthetic centers? If the answer is yes, you have an opportunity before you"

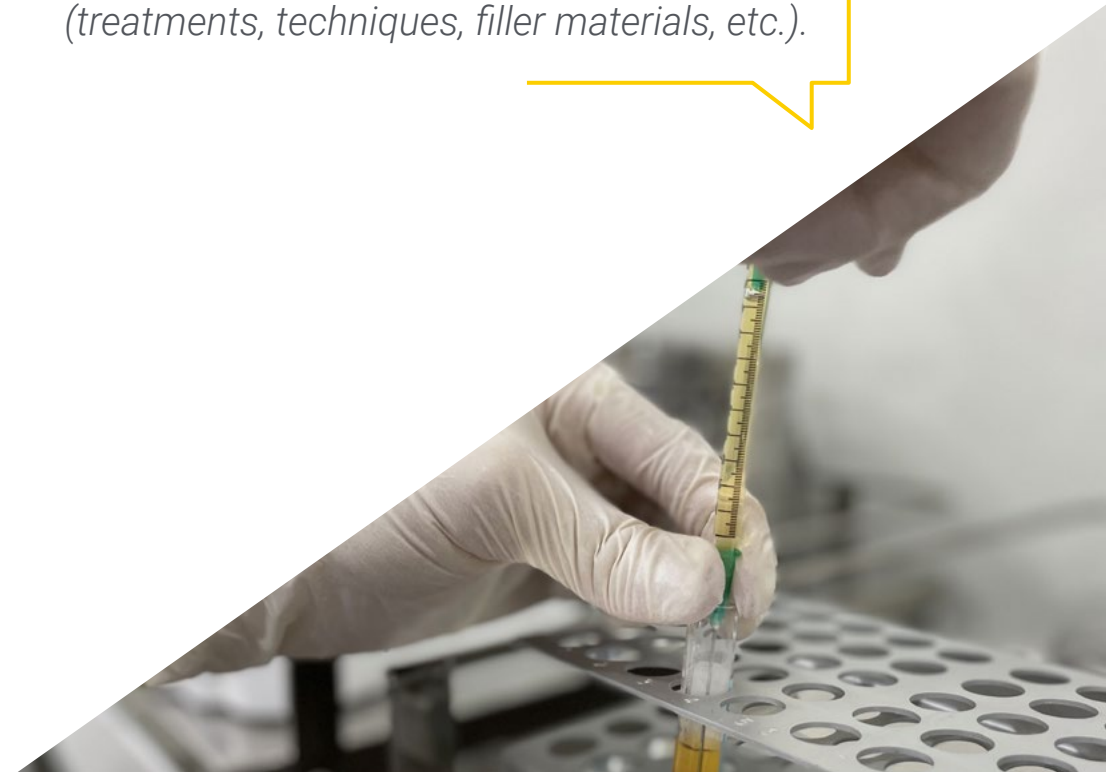
The program's teaching staff includes professionals from the sector who contribute their work experience to this educational program, as well as renowned specialists from leading societies and prestigious universities.

The multimedia content, developed with the latest educational technology, will provide the professional with situated and contextual learning, i.e., a simulated environment that will provide immersive education programmed to learn in real situations.

This program is designed around Problem-Based Learning, whereby the professional must try to solve the different professional practice situations that arise during the academic year. For this purpose, the students will be assisted by an innovative interactive video system created by renowned and experienced experts.

Botulinum toxin is one of the best allies of the aesthetic doctor. For this reason, in this Professional Master's Degree you will find the most relevant news regarding its use, recommendations, techniques, etc.

A program that will bring you up to date with the most relevant topics that you should handle perfectly as an aesthetic doctor (treatments, techniques, filler materials, etc.).



02 Objectives

The increasingly high demand for the different services of Aesthetic Medicine, as well as the innovations that have been implemented in this practice in recent years are the 2 reasons why TECH Technological University has considered the development of this program to be necessary. Therefore, the objective of the program is to gather in 1,500 hours of the best theoretical, practical and additional content, all the information that will allow the graduates to get up to date with the advances in surgical and non-invasive techniques, as well as the best filler materials for a safe and effective practice of beauty treatments.





“

Did you know that this program includes a module to update you on the best strategies to master the situation if the results of the intervention are not as expected? That way, you'll always be prepared”



General Objectives

- ♦ Update the professional's knowledge in order to be a professional of modern Aesthetic Medicine, knowledgeable about the best and newest treatments and know how to apply them in an adequate and individualized way for each of their patients
- ♦ Focus on the establishment of the most innovative guidelines for an exquisite doctor-patient relationship
- ♦ Be up to date with the most important tips regarding risk prevention, complications and emergency situations
- ♦ Delve into the latest developments in Aesthetic Medicine, its treatments and techniques in a way that is not purely theoretical, but through dynamic and practical material





Specific Objectives

Module 1. Aging and Other Relevant Issues to Consider in a Practice as an Aesthetic Doctor

- ♦ Review in depth how Aesthetic Medicine began
- ♦ Update the doctor's knowledge of easy anatomy and anatomical risk areas
- ♦ Get up to date on the methods of identifying a harmonious face
- ♦ Have up-to-date dermatology fundamentals (know skin layers, semiology of the face and skin characteristics with appropriate instruments)
- ♦ Have a deep and up-to-date knowledge of the main skin alterations (Acne, Rosacea, Hirsutism, Hyperhidrosis, Dyschromia)
- ♦ Delve into the most innovative protocols to act in emergency situations in the Aesthetic Medicine office: anaphylaxis, PCR, epileptic crisis, etc
- ♦ Know in depth the latest developments related to anesthesia used in Aesthetic Medicine: topical, local etc
- ♦ Delve into basic medical legal aspects: clinical history, data protection, permission for publications in social networks, liability insurance

Module 2. Advanced Botulinum Toxin Injection Techniques

- ♦ Update the doctor's knowledge in relation to botulinum toxin
- ♦ Update in the treatment of the upper third, that is, the most demanded treatment in the Aesthetic Medicine office: wrinkles
- ♦ Delve into other advanced techniques: gummy smile correction and treatment of bruxism
- ♦ Keep in mind the most frequent adverse effects and know how to deal with them
- ♦ Be up to date on the commercial names of botulinum toxins type A
- ♦ Get to know how to reconstitute the toxin and how to preserve it according to current methods
- ♦ Know in depth the most innovative post-treatment recommendations to indicate them to each patient

Module 3. Filler Materials and Hyaluronic Acid

- Update on the use of filler materials: delve into the concept and its use, know the types, etc
- Update the students' knowledge in the use of hyaluronic acid
- Identify, correctly and based on their types, the main indications and treatments (dark circles under the eyes, lips, furrows and expression lines)

Module 4. Tensor Threads and Other Collagen-Inducing Materials

- Get an in-depth update on the types of collagen stimulating products
- Update on the mechanisms of action and possible adverse effects
- Acquire a comprehensive and innovative knowledge of tensor threads (mechanism of action of tensor threads, indications; complications and their solutions)

Module 5. Body, Facial and Capillary Mesotherapy/Intradermotherapy

- Get to know the applications of mesotherapy at facial, capillary and body level in current Aesthetic Medicine
- Know in depth the most innovative mesotherapy techniques (manual and spray)
- Delve into their contraindications and side effects as a review

Module 6. Platelet-Rich Plasma Biostimulation (PRP)

- Get to know the tremendous relevance of PRP and its various applications in Aesthetic Medicine today
- Elaborate a good treatment with plasma, thereby obtaining the best results based on the guidelines of current Aesthetic Medicine
- Gain knowledge about the most effective and innovative techniques for its application according to the physiological characteristics of the patient



Module 7. Body Aesthetic Medicine. Obesity

- ♦ Have an up-to-date knowledge of body composition analysis and body semiology
- ♦ Be up to date on eating disorders
- ♦ Delve, in depth, into the main types of diets
- ♦ Be up to date on the importance of physical exercise (importance, adequate quantity, etc.)

Module 8. Laser

- ♦ Delve into laser technology, and the different types of lasers that currently exist, both ablative and non-ablative
- ♦ In-depth knowledge of how to treat the different types of lesions (vascular lesions and pigmented lesions) based on the current criteria of Aesthetic Medicine
- ♦ Update in depigmentation of tattoos
- ♦ Update on the use of laser photoepilation

Module 9. Other High Technologies: Plexer, CoolSculpting, Ultrasound and Others

- ♦ Know what *coolsculpting* consists of and its current applications and indications
- ♦ Have a deep knowledge of the latest developments in the use of ultrasound in Aesthetic Medicine
- ♦ Have a brief and up-to-date knowledge of other devices such as: radiofrequency, cavitation, cryolipolysis, vacuum therapy, diathermy, carboxitherapy and hyperbaric chamber

Module 10. 360° Facial Harmonization: A Global Vision

- ♦ Update the doctor's knowledge of the 360° method in Aesthetic Medicine
- ♦ Treat the pathology of young skin (acne) based on the most innovative treatments
- ♦ Get up to date on rejuvenation techniques: upper third of the face, eye, oral and perioral area
- ♦ Know in depth how to approach the treatment of the "double chin" in a new way
- ♦ Gain knowledge about how to approach neck and neckline and hand rejuvenation with the new techniques of Aesthetic Medicine
- ♦ Get to know how to perform a non-surgical facelift, foxy eyes and facial skinbooster following the latest advances in clinical aesthetics



A program with which you will work in the updating of pre and post surgical treatments to achieve the best results and meet the needs of your patients based on the latest advances in Aesthetic Medicine"

03

Competencies

TECH Technological University is aware that medical professionals, whatever their area of specialization, have the necessary knowledge to deal with any case that may arise. However, the aim of launching this type of program is to provide them with the necessary materials to perfect their skills in offering a clinical service of the highest level focused on the latest advances in science. To this end, graduates will be provided with numerous practical cases based on real situations, in which they will be able to simulate the most advanced strategies of current Aesthetic Medicine.



“

Would you like to improve your skills in the use of ultrasound? In this Professional Master's Degree you will find a catalog of recommendations based on the different physiologies of the patients"



General Skills

- ♦ Practice Aesthetic Medicine safely and with full confidence through a comprehensive review of the latest developments related to the use of the most effective treatments, the most innovative techniques or the most durable and effective materials
- ♦ Achieve a doctor-patient relationship of the highest level through the standards set, above all, by private medicine
- ♦ Carry out the medical practice in a faster way, but with the same certainty and safety, thanks to the most innovative knowledge of Advanced Aesthetic Medicine
- ♦ Face and manage situations in which the result is not as expected due to different circumstances that may arise both in the office and in the operating room



If among your objectives is to work on mastering the latest developments in the application of local and/or regional anesthesia for aesthetic treatments, this program is perfect for you"





Specific Skills

- Perfect your skills in patient management of suspected vascular occlusion (hyaluronidase)
- Master toxin infiltration for axillary and palmar hyperhidrosis
- Refine clinical skills in the performance of mandibular marking
- Manage the complications of mesotherapy and know the current post-treatment care
- Perfectly manage the latest pharmacological treatments and current surgical techniques for obesity
- Apply rigorously, and following the safety and quality standards of Aesthetic Medicine, the laser as a tool for the treatment of acne, scars and stretch marks
- Treat aging skin (lentigines and melasma) based on the latest developments in Aesthetic Medicine
- Perform a facial masculinization using the most sophisticated and modern clinical equipment

04

Course Management

Among TECH Technological University's priorities is always the formation of the best faculty, since it considers that they are a clear reflection of the quality of the program. And as this program has been designed to be up to date at the highest level, the teaching staff could not be less. Therefore, the graduate who enrolls in it will have the support of a group of professionals versed in the area of Advanced Aesthetic Medicine with many years of experience in the effective and rigorous management of thousands of cases for the promotion of health and beauty.




A close-up photograph of a hand holding a white plastic container with a white lid. The container has a silver band around its middle with the word "ANESTESIA" printed in black capital letters. Below "ANESTESIA", the text "CAD-100" is partially visible. The background is blurred, showing a person's arm and hand. The image is overlaid on a blue and white geometric background.

ANESTESIA
CAD-100

“

A teaching team versed in Advanced Aesthetic Medicine has worked rigorously in the exclusive conformation of the content for this program that TECH Technological University now makes available to you"

Management



Dr. Ruiz Allende, Alba María

- ♦ Medical Director of Aesthetic Medicine of the London Clinic Group
- ♦ Director of the Department of Aesthetic Medicine at IMEMA Clinic
- ♦ Trainer of Aesthetic Medicine workshops
- ♦ University Professor at the CEU and UCAM
- ♦ Professor of MIR preparation at CTO
- ♦ Clinical Researcher and Editor of the Emergency Live Magazine
- ♦ Residency in the Specialty of Family, Community and Emergency Medicine at the San Carlos Clinical Hospital
- ♦ Master's Degree in Aesthetic Medicine and Nutrition at the Catholic University San Antonio de Murcia
- ♦ Master's Degree in Business Management from the Catholic University San Antonio de Murcia
- ♦ Master's Degree in Clinical Bioethics from UIMP

Professors

Dr. San Basilio Berenguer, María del Carmen

- ♦ Specialist in Pediatric Surgery
- ♦ External Internship in Plastic Surgery at the Great Ormond Street Hospital
- ♦ External Internship in Plastic Surgery at the Gregorio Marañón Hospital
- ♦ Member of the COVID-19 pandemic support group at La Paz Hospital
- ♦ Speaker at the National Congress of the Spanish Society of Vascular Anomalies
- ♦ Speaker at the Congress of the European Society for Pediatric Surgery
- ♦ Degree in Medicine from the University CEU San Pablo in Madrid

Dr. Maan Di Campli, Claudia Marina

- ♦ Aesthetic Doctor in Novoclinic
- ♦ Medical Surgeon by the University De Oriente (Núcleo Anzoátegui, Venezuela)
- ♦ Member of ICOMEM
- ♦ Diploma in Aesthetic, Facial and Body Medicine from the University of Carabobo
- ♦ Master's Degree in Aesthetic, Regenerative and Anti-Aging Medicine by the Complutense University of Madrid
- ♦ Member of: Amem (Association of Aesthetic Medicine of Madrid)

Dr. Sirgo Martínez, Ana

- ♦ Specialist in Dermatology at the San Carlos Clinical Hospital in Madrid
- ♦ Practical teaching collaborator at the UCM
- ♦ Aspirant member of the Spanish Academy of Dermatology
- ♦ Speaker at AEDV2022 with a poster focused on Neonatal Pediatric Dermatology
- ♦ Degree in Medicine and Surgery at the University of Oviedo

Dr. Plaza Narvaiza, Mónica

- ♦ Degree in Human Nutrition and Dietetics from the University of Navarra
- ♦ Master Health Coach and Holistic Nutrition by the Institute of Integrative Nutrition
- ♦ Postgraduate Degree in Oncological Nutrition from the University of Barcelona
- ♦ Advanced Clinical Nutrition Course by the Institute of Nutrition and Health Sciences

Dr. Cova Medina, Ana

- ♦ Intern in the area of Occupational Medicine, San Cecilio de Granada University Clinical Hospital
- ♦ Medical Degree, University De Oriente, Anzoátegui, Venezuela
- ♦ Expert in Metabolic Syndrome and Obesity, CTO Academy
- ♦ Ambassador, CTO Latin America Academy
- ♦ MIR Preparation Course, CTO Academy
- ♦ SVI/ACLS Provider, Immediate Cardiovascular Support, European Resuscitation Council
- ♦ Doctor, Depilife, Buenos Aires, Argentina
- ♦ General Practitioner, Argentinean Hebrew Maccabi Organization, Buenos Aires, Argentina
- ♦ Emergency Doctor, Puerto La Cruz Polyclinic, Puerto La Cruz, Anzoátegui, Venezuela

Mr. Albors Vaquer, Arturo

- ♦ Corporate Coordinator of the Medical Department at Mediderma, Sesderma
- ♦ Medical Advisor at Mediderma, Sesderma
- ♦ Scientific researcher at La Fe Health Research Institute
- ♦ Speaker at various workshops, congresses and scientific conferences related to the area of Aesthetic Medicine
- ♦ Degree in Biotechnology from the Catholic University of Valencia
- ♦ Master's Degree in Research and Rational Use of Medicines from the University of Valencia

Dr. García Mares, Alfredo

- ♦ Specialist in Dermatology at the San Carlos Clinical Hospital in Madrid
- ♦ Degree in Medicine and Surgery from the University of Valencia

Dr. Delgado Miguel, Carlos

- ♦ Specialist in Pediatric Surgery at the Quirón Salud Hospital
- ♦ Specialist in Pediatric and Neonatal Surgery at La Paz Hospital in Madrid
- ♦ Teaching, training and research in the areas of Pediatric Surgery and Pediatric Plastic Surgery
- ♦ Master's Degree in Medicine and Surgery from the Complutense University of Madrid
- ♦ Master's Degree in Trichology and Hair Micrografting, Distance Education University of Madrid
- ♦ Master's Degree in Pediatric Urology from the University of Andalucía
- ♦ Master's Degree in Basic Clinical Research Methodology, Catholic University of Murcia
- ♦ Master's Degree in Integration and Clinical Problem-Solving in Medicine, from the University of Alcalá de Henares
- ♦ Member of the Spanish Society of Pediatric Surgery (SECIPE)

Dr. Miguel Ferrero, Miriam

- ♦ Specialist in Pediatric Surgery at Quirón Salud Madrid University Hospital
- ♦ Specialist in Pediatric Surgery at the Quirón Salud San José University Hospital
- ♦ Pediatric Surgeon and specialist in Reconstructive and Plastic Surgery
- ♦ Teaching collaborator in the Master's Degree in Pediatric Dermatology
- ♦ Teaching collaborator in Master's Degree in Major Burns
- ♦ Teaching collaborator in Master's Degree in Applied Mastology and Breast Cancer Treatment
- ♦ Expert in laser treatment of scars

Dr. Leone, Antonio

- ♦ Aesthetic doctor and hair surgeon
- ♦ Specialist in Clinical Pharmacology at the San Carlos Clinical Hospital in Madrid
- ♦ Specialist in Advanced Aesthetic Medicine and Hair Surgery
- ♦ Teacher in the Master's Degree in Ethics at the Complutense University of Madrid
- ♦ Practical teacher in the Department of Pharmacology at the Faculty of Medicine of the Complutense University of Madrid
- ♦ Tutor in the International Master's Degree in Hair Transplantation with FUE technique at UCAM
- ♦ Internship at the Spanish Agency of Medicines and Medical Devices
- ♦ Master's Degree in Clinical Medicine from the Camilo José Cela University
- ♦ Master's Degree in Aesthetic Medicine from the Rey Juan Carlos University
- ♦ International Master's Degree in Hair Transplantation with FUE technique from UCAM
- ♦ Expert in Clinical Toxicology from the University of Barcelona

Dr. Moreno Sánchez, Isabel

- ♦ Specialist in Family and Community Medicine at the Hospital of Salamanca
- ♦ Nurse in multiple fields
- ♦ Occupational Risk Prevention Doctor
- ♦ Speaker at several national congresses of General Medicine
- ♦ Diploma in Nursing from the University of Salamanca.
- ♦ Degree in Medicine from the Riga Stradins University

Dr. Valenzuela Luque, Alejandro

- ♦ Specialist in Family and Community Medicine
- ♦ Degree in Medicine from the Faculty of Medicine and Nursing of Córdoba
- ♦ Specialty in Family and Community Medicine at the Ramón y Cajal Hospital (Madrid)
- ♦ Master's Degree in Aesthetic Medicine, Nutrition and Anti-Aging

Dr. Álvarez Roca, Eva

- ♦ Corporate Medical Advisor in the medical department of Mediderma-Sesderma
- ♦ Master's Degree of Continuing Education in Aesthetic Medicine and Integral Rejuvenation. Catholic University of Valencia, European Medical College
- ♦ MBA specializing in Health and Hospital Management IMF Nebrija
- ♦ Degree in Medicine from the Complutense University of Madrid.
- ♦ Speaker at national and international congresses
- ♦ International Cooperation in health projects in Cameroon, Ghana, Benin and Honduras

Dr. González San Narciso, Estrella

- ♦ Specialist in the area of Family and Community Medicine
- ♦ Degree in Medicine

Dr. Lander Lobarriñas, Luis Eduardo

- ♦ Doctor expert in Thyroid and Obesity
- ♦ Clinical researcher in the area of Thyroid and Obesity
- ♦ Emergency Doctor in Sanitas La Moraleja Hospital
- ♦ Doctor expert in Endocrinology and Nutrition in Severo Ochoa University Hospital

Dr. Muñoz Sánchez, Gabriel

- ♦ Specialist in Family Medicine
- ♦ Medical Illustrator
- ♦ Scientific disseminator

Dr. Moreno Borque, Ricardo

- ♦ Specialist in Medical-Surgical Dermatology and Venereology at the San Carlos Clinical Hospital in Madrid
- ♦ Specialist in Allergology and Clinical Immunology
- ♦ Honorary Professor at the Rey Juan Carlos University
- ♦ Author of several scientific articles in national and international journals
- ♦ PhD in Medicine from the University of Alcalá de Henares

Dr. Muñoz Puig, Ana

- ♦ Aesthetic Doctor specialized in facial design and skin care
- ♦ Specialist in Aesthetic and Restorative Medicine at the Vithas Valencia 9 de Octubre Hospital
- ♦ Teaching collaborator of the Master's Degree of Advanced Techniques in Aesthetic and Laser Medicine at the Cardenal Herrera CEU University
- ♦ Degree in Medicine from the University of Valencia
- ♦ Master's Degree in Advanced Techniques in Aesthetic and Laser Medicine by Cardenal Herrera CEU University

Dr. Merayo López, Delia

- ♦ Doctor in Hemodialysis Unit of the Red Cross of Oviedo
- ♦ Degree in Medicine and Surgery from the University of Cantabria
- ♦ Master's Degree in Emergency Medicine SEMES, Francisco de Vitoria University

Dr. Córdoba Canella, Estefanía

- ♦ Family and Community Medicine Specialist of Physician in San Carlos Clinical Hospital
- ♦ Degree in Medicine and Surgery from the Autonomous University of Madrid
- ♦ Degree in Nursing, CEU San Pablo University

Dr. López García, María del Valle

- ♦ Orthodontist in various clinics
- ♦ Specialist in Dental and Orofacial Aesthetics
- ♦ Degree in Dentistry
- ♦ Master's Degree in Orthodontics and Dentofacial Orthodontics
- ♦ Master's Degree of Excellence in Orthodontics and Orthognathodontics
- ♦ Invisalign Certification
- ♦ Member of COEM

05

Structure and Content

The graduate who enrolls in this Professional Master's Degree will have access to 1,500 hours of the best theoretical, practical and additional content designed by the teaching team following, on the one hand, the latest developments in Aesthetic Medicine and, on the other hand, the quality guidelines that define and differentiate TECH Technological University from other university centers. All this presented in a convenient 100% online format, which brings flexibility to the experience, allowing you to access your program from wherever and whenever you want, as well as making use of any device with an Internet connection.





“

Did you know that TECH Technological University is a pioneer in the use of Relearning methodology for its programs? This way you will not have to invest extra time in memorizing, attending a natural and progressive update: Without even realizing it!"

Module 1. Aging and Other Relevant Issues to Consider in a Practice as an Aesthetic Doctor

- 1.1. Anatomical Changes that Occur During Aging
 - 1.1.1. Changes at the Ligament, Muscular and Cutaneous Level as a Consequence of Age
 - 1.1.2. Theories of Aging in Force (Molecular Theory, Oxidative Stress)
 - 1.1.3. Telomeric Shortening (New). Genes Associated with Longevity and Aging
- 1.2. How Do We Value Aging?
 - 1.2.1. Degrees of Aging
 - 1.2.2. Aging Assessment Scales
 - 1.2.3. Diagnostic Imaging Methods (Role of Ultrasound)
- 1.3. External Factors that Influence Skin Aging and How they Do It
 - 1.3.1. Sun Damage
 - 1.3.2. Tobacco Use
 - 1.3.3. Dietary Habits
 - 1.3.4. Physical Exercise
- 1.4. Dermatological Problems Treatable in Aesthetic Medicine
 - 1.4.1. Acne
 - 1.4.2. Melasma
 - 1.4.3. Couperosis
 - 1.4.4. Rosacea
 - 1.4.5. Atopic Skin
 - 1.4.6. Seborrheic Dermatitis
 - 1.4.7. Hyperhidrosis
 - 1.4.8. Dyschromias
 - 1.4.9. Keloid and Hypertrophic Scars (TRIGON Use)
- 1.5. Infections in Aesthetic Medicine
 - 1.5.1. Infection Prevention
 - 1.5.2. Diagnosis of Common Infections. Herpes Labialis
 - 1.5.3. Treatment of Post-Treatment Infections
 - 1.5.4. Allergic Reactions and Skin Intolerances in the Aesthetic Medicine Practice
 - 1.5.5. Most Common Allergic Reactions
 - 1.5.6. Prevention
 - 1.5.7. Treatment

- 1.6. Anesthesia Used in Aesthetic Medicine. How Do We Anesthetize in Aesthetic Medicine?
 - 1.6.1. Types of Anesthesia: Topical, Local, Loco-Regional
 - 1.6.2. Anesthetics Most Commonly Used in Aesthetic Medicine
 - 1.6.3. Unwanted Effects of Anesthesia in Aesthetic Medicine
- 1.7. Mode of Action in Case of Suspected Vascular Occlusion
 - 1.7.1. Facial Anatomical Areas Most at Risk
 - 1.7.2. Most Frequent Vascular Occlusion
 - 1.7.3. Signs and Symptoms of Vascular Occlusion
 - 1.7.4. Role of Filler Antidotes. Hyaluronidase
- 1.8. Mode of Action in Urgent Situations in Aesthetic Medicine
 - 1.8.1. How to Act in Case of CPR. (CPR Chain)
 - 1.8.2. How to Act in Case of an Anxiety Crisis
 - 1.8.3. How to Act in Case of Hypoglycemia
 - 1.8.4. How to Act in Case of an Epileptic Seizure
 - 1.8.5. How to Act in Case of Excessive Bleeding (Amchafibrin)
- 1.9. Identification of Patients with Mental Disorders
 - 1.9.1. Most Frequent Psychiatric Problems among Aesthetic Medicine Users
 - 1.9.2. Identification of Patients with ED
 - 1.9.3. Identification of Patients with BPD
 - 1.9.4. Identification of Patients with Depressive Traits

Module 2. Advanced Botulinum Toxin Injection Techniques

- 2.1. Botulinum Toxins Authorized for Aesthetic Use
 - 2.1.1. What is Botulinum Toxin
 - 2.1.2. Mechanism of Action
 - 2.1.3. Trade Names of Botulinum Toxins Type A
 - 2.1.4. Toxins Authorized for Aesthetic Use
 - 2.1.5. Toxins Authorized for Other Medical Conditions
- 2.2. Most Frequent Indications of Botulinum Toxin in Aesthetic Medicine: Treatment of Expression Wrinkles
 - 2.2.1. Indications for Treatment on Forehead Wrinkles
 - 2.2.2. Indications for Treatment of Glabellar Lines/Eyebrow Wrinkles
 - 2.2.3. Indications for Treatment of Periocular Wrinkles/Crown's Feet

- 2.3. Other Indications for Botulinum Toxin in Aesthetic Medicine
 - 2.3.1. Indications for Treatment of the Eyebrows/Eyebrow Lift
 - 2.3.2. Indications for Treatment of the Suborbital Region and Nose (Bunny Lines)
 - 2.3.3. Indications for Treatment of Vertical Wrinkles of the Upper Lip (Bar Code Lip Lines)
 - 2.3.4. Indications for Treatment of the Corners of the Mouth/Marionette Lines
 - 2.3.5. Indications for Treatment of Chin Wrinkles
 - 2.3.6. Indications for Treatment of Neck Wrinkles (Platysma Muscle)
- 2.4. Bruxism: Masseter Hypertrophy
 - 2.4.1. What is Bruxism
 - 2.4.2. Treatment of Bruxism with Botulinum Toxin. Technique
 - 2.4.3. Results and Duration
- 2.5. Treatment of Hyperhidrosis with Botulinum Toxin
 - 2.5.1. What is Hyperhidrosis
 - 2.5.2. Types of Hyperhidrosis: Axillary, Palmar and Plantar
 - 2.5.3. Treatments Currently Available for Hyperhidrosis
 - 2.5.4. Botulinum Toxin in Hyperhidrosis. Infiltration Technique
 - 2.5.5. Results and Duration of Botulinum Toxin in Hyperhidrosis
- 2.6. Treatment of Gingival Smile with Botulinum Toxin
 - 2.6.1. What is the Gingival Smile
 - 2.6.2. Treatments Currently Available for Gingival Smile
 - 2.6.3. Botulinum Toxin in Gingival Smile. Infiltration Technique
 - 2.6.4. Results and Duration of Botulinum Toxin in Gingival Smile
- 2.7. Complications of Botulinum Toxin Application
 - 2.7.1. What are the Most Frequent Unwanted Effects of Botulinum Toxin?
 - 2.7.2. Most Frequent Side Effects when Botulinum Toxin is Applied in the Upper Third (Palpebral Ptosis, Mephisto's Eyebrows, Smile Affectation)
 - 2.7.3. Which Solutions are Available to Reverse the Unwanted Effect (Electrostimulation)
 - 2.7.4. How to Try to Prevent These Unwanted Effects
- 2.8. Reconstitution (Preparation) of the Toxin and Conservation
 - 2.8.1. Do all Toxins Require Refrigeration?
 - 2.8.2. Do all Toxins Need to be Reconstituted?
 - 2.8.3. Dilution of the Toxin According to the Treatment to be Performed

- 2.9. Post-Treatment Recommendations
 - 2.9.1. General Recommendations for our Patients after Botulinum Toxin Treatment
 - 2.9.2. Botulinum Toxin and Heat
 - 2.9.3. Botulinum Toxin and Physical Exercise
- 2.10. Durability of Botulinum Toxin
 - 2.10.1. All Toxins (Brands) Have the Same Effect and Duration
 - 2.10.2. Factors that Influence the Durability of Botulinum Toxin
 - 2.10.3. Patients Resistant to Toxin Treatment. Theory of Antibody Production

Module 3. Filler Materials and Hyaluronic Acid

- 3.1. Filler Materials
 - 3.1.1. Classification of Filler Materials
 - 3.1.2. Autologous Filler Materials: Autologous Fat, Plasmigel
 - 3.1.3. Resorbable and Non-Resorbable Filler Materials
- 3.2. Calcium Hydroxyapatite (RADIESSE)
 - 3.2.1. Indications
 - 3.2.2. Way of Action
 - 3.2.3. Application Techniques
 - 3.2.4. Results and Durability
- 3.3. Poly lactic Acid (ELLANSE, SCULPTRA)
 - 3.3.1. Indications
 - 3.3.2. Way of Action
 - 3.3.3. Application Techniques
 - 3.3.4. Results and Durability
- 3.4. Hyaluronic Acid
 - 3.4.1. Indications
 - 3.4.2. Types
 - 3.4.3. Way of Action
 - 3.4.4. Application Techniques
 - 3.4.5. Results and Durability

- 3.5. Rhinomodelation
 - 3.5.1. Indications for Rhinomodelation
 - 3.5.2. Most Commonly Used Materials for Rhinomodelation (Hyaluronic Acid, Threads, etc.)
 - 3.5.3. Rhinomodelation Techniques
 - 3.5.4. Complications and Adverse Effects
 - 3.5.5. Post-Treatment Recommendations
- 3.6. Lip Filler
 - 3.6.1. Indications for Lip Filler
 - 3.6.2. Most Commonly Used Materials for Lip Filler
 - 3.6.3. Lip Filler Techniques
 - 3.6.4. Complications and Adverse Effects
 - 3.6.5. Post-Treatment Recommendations
- 3.7. Under-Eye Circles Filler
 - 3.7.1. Indications for Under-Eye Circles Filler
 - 3.7.2. Most Commonly Used Materials for Under-Eye Circles Filler
 - 3.7.3. Under-Eye Circles Filler Techniques
 - 3.7.4. Complications and Adverse Effects
 - 3.7.5. Post-Treatment Recommendations
- 3.8. Cheek Filler
 - 3.8.1. Indications for Cheek Filler
 - 3.8.2. Most Used Materials
 - 3.8.3. Cheek Filler Techniques
 - 3.8.4. Complications and Adverse Effects
 - 3.8.5. Post-Treatment Recommendations
- 3.9. Mandibular Marking
 - 3.9.1. Indications for Mandibular Marking
 - 3.9.2. Most Commonly Used Materials for Mandibular Marking
 - 3.9.3. Mandibular Marking Techniques
 - 3.9.4. Complications and Adverse Effects
 - 3.9.5. Post-Treatment Recommendations
- 3.10. Complications of Filler Materials
 - 3.10.1. Complications Associated with Hyaluronic Acid Injections
 - 3.10.2. Complications Associated with Calcium Hydroxyapatite Injections
 - 3.10.3. Antidotes Available for Different Filler Materials

Module 4. Tensor Threads and Other Collagen-Inducing Materials

- 4.1. Collagen-Inducing Materials
 - 4.1.1. Classification
 - 4.1.2. Mode of Action
 - 4.1.3. Results of Each of Them
- 4.2. Tensor Threads for the Face
 - 4.2.1. What are the Tensor Threads
 - 4.2.2. Classification
 - 4.2.3. How They Work
 - 4.2.4. Results
- 4.3. PDO (Polydioxanone) Threads
 - 4.3.1. Types
 - 4.3.2. How They Work
 - 4.3.3. Durability
- 4.4. Poly Lactic Acid (PLL) Threads
 - 4.4.1. Types
 - 4.4.2. How They Work
 - 4.4.3. Durability
- 4.5. Monofilament Threads
 - 4.5.1. Indications
 - 4.5.2. How They Work
 - 4.5.3. Durability
- 4.6. Tornado (Screw) Threads
 - 4.6.1. Indications
 - 4.6.2. How They Work
 - 4.6.3. Durability
- 4.7. Spiculated Tensile Threads
 - 4.7.1. Indications
 - 4.7.2. How They Work
 - 4.7.3. Durability
- 4.8. Aptos Threads
 - 4.8.1. Types
 - 4.8.2. How They Work
 - 4.8.3. Durability

- 4.9. Specific Indications for Tensor Threads
 - 4.9.1. Eyebrow Lift (Foxy Eyes)
 - 4.9.2. Diffusion of Nasolabial Folds
 - 4.9.3. Lifting of the Lower Face (Cocochas)
- 4.10. Complications of the Tensor Threads
 - 4.10.1. Most Frequent Complications
 - 4.10.2. Contraindications for the Use of Tensor Threads
 - 4.10.3. Possible Solutions to Complications

Module 5. Body, Facial and Capillary Mesotherapy/Intradermotherapy

- 5.1. Mesotherapy
 - 5.1.1. Evolution of Mesotherapy
 - 5.1.2. Theory of Mesotherapy
 - 5.1.3. Main Types of Mesotherapy: Capillary, Facial and Body
 - 5.1.4. Main Indications of Mesotherapy
- 5.2. The Most Important Active Principles. Chemical Characteristics and Indications
 - 5.2.1. Asian Pennywort (Asiaticoside)
 - 5.2.2. Cynara Scolimus. Cynarin (Artichoke)
 - 5.2.3. Routine. Rutoside-Quercetin-3-Rutoside-Vit P
 - 5.2.4. Sweet Clover Extract (Coumarin)
 - 5.2.5. Sodium Pyruvate
 - 5.2.6. Organic Silicon (Methylsilanol Mannuronate)
 - 5.2.7. L-Carnitine (Fat Burner)
 - 5.2.8. Caffeine. Methylxanthines
 - 5.2.9. Triiodothyroacetic Acid (Triac. Triol)
 - 5.2.10. Phosphatidyl Choline (Lecithin)
 - 5.2.11. Sodium Deoxycholate
 - 5.2.12. Vitamin C. Ascorbic Acid
- 5.3. Indications for Body Mesotherapy in Aesthetic Medicine
 - 5.3.1. Main Indications for Body Mesotherapy
 - 5.3.2. Mesotherapy for Localized Fat
 - 5.3.3. Cellulite. Edematous Fibrosclerotic Panniculopathy (EFP)
 - 5.3.4. Histology of Cellulite
 - 5.3.4.1. Etiopathogenesis
 - 5.3.4.2. Phases
 - 5.3.4.3. Diagnosis and Different Treatments
- 5.4. Indications for Easy Mesotherapy in Aesthetic Medicine
 - 5.4.1. What is Facial Mesotherapy
 - 5.4.2. Why it is Performed?
 - 5.4.3. What it Consists of?
- 5.5. Types of Facial Mesotherapy
 - 5.5.1. Firming/Silicon
 - 5.5.2. With Vitamins
 - 5.5.3. With Hyaluronic Acid
- 5.6. Indications for Capillary Mesotherapy
 - 5.6.1. What it Consists of?
 - 5.6.2. Which Are their Indications?
 - 5.6.3. What Substances do We Use?
- 5.7. Preparation for Mesotherapy
 - 5.7.1. How We Prepare the Skin
 - 5.7.2. Asepsis Conditions
 - 5.7.3. Anesthesia Used
- 5.8. Complications and Side Effects of Mesotherapy
 - 5.8.1. Main Complications of Mesotherapy
 - 5.8.2. Main Side Effects of Mesotherapy
- 5.9. Mesotherapy Techniques
 - 5.9.1. How is it Applied?
 - 5.9.2. Manual Mesotherapy
 - 5.9.3. Spray Mesotherapy
 - 5.9.4. Specific Mesotherapy Techniques
 - 5.9.4.1. *Nappage Mesotherapy*
 - 5.9.4.2. Micropapule
 - 5.9.4.3. Papule, Similar to the Previous, Leaving a Slightly Larger but Equally Transient Papule
 - 5.9.4.4. Back Tracing

- 5.10. Mesotherapy with Microneedling
 - 5.10.1. What it Consists of?
 - 5.10.2. Most Frequent Indications
 - 5.10.3. Most Commonly Used Substances

Module 6. Platelet-Rich Plasma Biostimulation (PRP)

- 6.1. What is PRP?
 - 6.1.1. Concept
 - 6.1.2. Main Current Indications in Medicine
 - 6.1.3. Main Indications in Aesthetic Medicine
 - 6.1.4. Main Indications in Trichology
- 6.2. What Does PRP Treatment Consist of? Step by Step Explanation
 - 6.2.1. What Does PRP Treatment Consist of?
 - 6.2.2. Step by Step Explanation
 - 6.2.3. Possible Complications
- 6.3. Obtaining PRP Open Technique
 - 6.3.1. What it Consists of?
 - 6.3.2. Risks
 - 6.3.3. Biosecurity
- 6.4. Obtaining PRP Closed Technique
 - 6.4.1. What it Consists of?
 - 6.4.2. Benefits Over Open Technique
 - 6.4.3. Biosecurity
- 6.5. How to Centrifuge PRP and its Activation
 - 6.5.1. Centrifuge
 - 6.5.2. Choosing the Appropriate Revolutions and Centrifugation Time
 - 6.5.3. Platelet Activation
- 6.6. PRP Application Techniques
 - 6.6.1. How PRP is Applied to Our Patients
 - 6.6.2. Techniques: Needles and Dermapen
 - 6.6.3. Mask with PRP

- 6.7. Benefits of PRP Treatment
 - 6.7.1. Benefits at Capillary Level
 - 6.7.2. Benefits at Facial Aesthetic Level
 - 6.7.3. Benefits at Body Aesthetic Level
- 6.8. Risks
 - 6.8.1. PRP Application Risks
 - 6.8.2. PRP Application Contraindications
- 6.9. New Generation of PRP (2nd, 3rd and 4th Generation)
 - 6.9.1. 2nd Generation PRP
 - 6.9.2. 3rd Generation PRP
 - 6.9.3. 4th and 5th Generation PRP
- 6.10. Adverse Effects
 - 6.10.1. Most Frequent Unwanted Effects of the Use of PRP
 - 6.10.2. How to Manage the Side Effects Caused by the Use of PRP

Module 7. Body Aesthetic Medicine. Obesity

- 7.1. Analysis of Body Composition: Fat Tissue Structure
 - 7.1.1. Adipose Tissue
 - 7.1.2. Types of Adipose Tissue
 - 7.1.3. Body Distribution of Adipose Tissue
- 7.2. Body Semiology: Anthropometric Analysis, Bioimpedanc. BMI
 - 7.2.1. Anthropometric Analysis of our Patients
 - 7.2.2. Bioimpedance
 - 7.2.3. BMI
- 7.3. Obesity
 - 7.3.1. Degrees of Obesity
 - 7.3.2. Types of Obesity
 - 7.3.3. Epidemiology
 - 7.3.4. Causes of Obesity
 - 7.3.5. Main Complications of Obesity

- 7.4. Other Aesthetic Body Pathologies and their Most Common Treatment
 - 7.4.1. Edemofibrosclerotic Panniculopathy / Cellulite
 - 7.4.2. Localized Adiposity
 - 7.4.3. Lipedema
 - 7.4.4. Body Flaccidity
- 7.5. Eating Disorders (ED)
 - 7.5.1. What are Eating Disorders?
 - 7.5.2. What Types of Eating Disorders are There?
 - 7.5.3. How Can they Be Prevented?
- 7.6. Body Dysmorphic Disorder
 - 7.6.1. What is It?
 - 7.6.2. Causes and Risk Factors
 - 7.6.3. Symptoms and Signs
 - 7.6.4. Treatment
- 7.7. Types of Diets
 - 7.7.1. What is a Diet?
 - 7.7.2. Current Fad Diets (Benefits and Harms)
 - 7.7.3. Intermittent Fasting (Benefits and Harms)
- 7.8. Physical Exercise
 - 7.8.1. Benefits of Physical Exercise
 - 7.8.2. Types of Physical Exercise (Aerobic and Anaerobic) and their Benefits
 - 7.8.3. Recommended Amount
- 7.9. Pharmacological Treatment of Obesity. BORRAR Drugs Approved in Spain BORRAR
 - 7.9.1. Orlistat
 - 7.9.2. Bupropion/Naltrexone (BN)
 - 7.9.3. Liraglutide
- 7.10. Surgical Treatment of Obesity
 - 7.10.1. What is Bariatric Surgery?
 - 7.10.2. Which Patients Can Undergo this Surgery?
 - 7.10.3. Surgical Techniques for Obesity
 - 7.10.3.1. Restrictive
 - 7.10.3.2. Malabsorptive
 - 7.10.3.3. Mixed

Module 8. Laser

- 8.1. General Classification of Laser Types
 - 8.1.1. Ablative Laser
 - 8.1.1.1. Mode of Action
 - 8.1.1.2. Types
 - 8.1.1.3. Main Applications
 - 8.1.2. Non-Ablative Laser
 - 8.1.2.1. Mode of Action
 - 8.1.2.2. Types
 - 8.1.2.3. Main Applications
 - 8.1.2.4. Comparative Table
- 8.2. Intense Pulsed Light Laser (IPL)
 - 8.2.1. Mechanisms of action
 - 8.2.2. Main Indications
 - 8.2.3. Results
- 8.3. LED Laser
 - 8.3.1. Mechanisms of action
 - 8.3.2. Main Indications
 - 8.3.3. Results
- 8.4. CO2 Laser
 - 8.4.1. Mechanism of Action
 - 8.4.2. Main Indications
 - 8.4.3. Results
- 8.5. Erbium Laser: YAG
 - 8.5.1. Mechanism of Action
 - 8.5.2. Main Indications
 - 8.5.3. Results
- 8.6. Q-Switched Laser
 - 8.6.1. Mechanisms of Action
 - 8.6.2. Main Indications
 - 8.6.3. Results

- 8.7. Laser Hair Removal
 - 8.7.1. Mode of Action
 - 8.7.2. Types of Lasers used for Hair Removal
 - 8.7.2.1. Ruby (694 nm)
 - 8.7.2.2. Alexandrite (755 nm)
 - 8.7.2.3. Diode (800 nm)
 - 8.7.2.4. Neodymium Yag (1064 nm)
 - 8.7.2.5. Intense Pulsed Light IPL
 - 8.7.3. Results
- 8.8. Laser for Pigmented Lesions and Tattoos
 - 8.8.1. Laser Used for the Removal of Pigmented Lesions
 - 8.8.2. Laser Used for the Depigmentation of Tattoos
 - 8.8.3. Results
- 8.9. Laser in Some Medical Pathologies
 - 8.9.1. Laser Treatment of Acne
 - 8.9.2. Laser Treatment of Scars
 - 8.9.3. Laser Treatment of Stretch Marks
 - 8.9.4. Treatment of Vascular Lesions (Percutaneous Vascular Laser)
 - 8.9.5. Laser Lipolysis
 - 8.9.5.1. Concept
 - 8.9.5.2. Type of Laser Used
 - 8.9.5.3. Results
- 8.10. Skin Preparation. Anesthesia. Safety and Protection during the Use of Lasers and Other Light Sources
 - 8.10.1. Pre-Laser Skin Preparation
 - 8.10.2. Anesthesia Used Prior to Laser
 - 8.10.3. Safety for the Doctor and the Patient
 - 8.10.3.1. Eye Protection
 - 8.10.4. Intralesional Photodynamic Therapy (New Treatment Modality that Enhances Clinical Outcomes)

Module 9. Other High Technologies: *Plexer, CoolSculpting*, Ultrasound and Others

- 9.1. *Plexer*
 - 9.1.1. What is Plexer?
 - 9.1.2. Main Indications
 - 9.1.3. Results
- 9.2. *Coolsculpting*
 - 9.2.1. What is Coolsculpting?
 - 9.2.2. Main Indications
 - 9.2.3. Results
- 9.3. Ultrasound in Aesthetic Medicine
 - 9.3.1. Introduction to Ultrasound
 - 9.3.2. Indications for Ultrasound in Aesthetic Medicine
 - 9.3.3. Main Uses
 - 9.3.4. Diagnosis of Skin Condition
 - 9.3.5. Ultrasound and Flaccidity
 - 9.3.6. Ultrasound and Implants
 - 9.3.7. Ultrasound in Body Therapies
- 9.4. Radiofrequency
 - 9.4.1. What is Radiofrequency?
 - 9.4.2. Main Indications
 - 9.4.3. Results
- 9.5. Cavitation
 - 9.5.1. What is Cavitation?
 - 9.5.2. Main Indications
 - 9.5.3. Results
- 9.6. Diathermy
 - 9.6.1. What is Cavitation?
 - 9.6.2. Main Indications
 - 9.6.3. Results
- 9.7. Cryolipolysis
 - 9.7.1. What is Cavitation?
 - 9.7.2. Main Indications
 - 9.7.3. Results

- 9.8. Vacuum Therapy
 - 9.8.1. What is Cavitation?
 - 9.8.2. Main Indications
 - 9.8.3. Results
- 9.9. Carboxytherapy
 - 9.9.1. What is Cavitation?
 - 9.9.2. Main Indications
 - 9.9.3. Results
- 9.10. Hyperbaric Chamber
 - 9.10.1. What is Cavitation?
 - 9.10.2. Main Indications
 - 9.10.3. Results

Module 10. 360° Facial Harmonization: a Global Vision

- 10.1. What Does 360° Facial Harmonization Consist of?
 - 10.1.1. What is It?
 - 10.1.2. Indications and Treatments Involved
 - 10.1.3. Results
- 10.2. Complete Rejuvenation of the Upper Third
 - 10.2.1. What is It?
 - 10.2.2. Materials Used
 - 10.2.3. Results
- 10.3. Rejuvenation of Oral and Perioral Area
 - 10.3.1. What is It?
 - 10.3.2. Materials Used
 - 10.3.3. Results
- 10.4. Neck and Neckline Rejuvenation
 - 10.4.1. What is It?
 - 10.4.2. Materials Used
 - 10.4.3. Results
- 10.5. Hand Rejuvenation
 - 10.5.1. What is It?
 - 10.5.2. Materials Used
 - 10.5.3. Results

- 10.6. Facial Masculinization
 - 10.6.1. What is It?
 - 10.6.2. Materials Used
 - 10.6.3. Results
- 10.7. Foxy Eyes
 - 10.7.1. What is It?
 - 10.7.2. Materials Used
 - 10.7.3. Results and Complications
- 10.8. Non-Surgical Lifting
 - 10.8.1. What is It?
 - 10.8.2. Materials Used
 - 10.8.3. Results
- 10.9. Treatment of Double Chin
 - 10.9.1. What is It?
 - 10.9.2. Materials Used
 - 10.9.3. Results
- 10.10. Facial Skinbooster
 - 10.10.1. What is It?
 - 10.10.2. Materials Used
 - 10.10.3. Results



Hyperhidrosis, Gummy Smile, Bruxism, Wrinkles, Tattoos, Foxy Eyes... Nothing will resist you after the completion of this Professional Master's Degree and the innovative techniques that you will implement in your practice thanks to TECH"

06

Methodology

This academic program offers students a different way of learning. Our methodology uses a cyclical learning approach: ***Relearning.***

This teaching system is used, for example, in the most prestigious medical schools in the world, and major publications such as the ***New England Journal of Medicine*** have considered it to be one of the most effective.





“

Discover Relearning, a system that abandons conventional linear learning, to take you through cyclical teaching systems: a way of learning that has proven to be extremely effective, especially in subjects that require memorization"

At TECH we use the Case Method

What should a professional do in a given situation? Throughout the program, students will face multiple simulated clinical cases, based on real patients, in which they will have to do research, establish hypotheses, and ultimately resolve the situation. There is an abundance of scientific evidence on the effectiveness of the method. Specialists learn better, faster, and more sustainably over time.

With TECH you will experience a way of learning that is shaking the foundations of traditional universities around the world.



According to Dr. Gérvas, the clinical case is the annotated presentation of a patient, or group of patients, which becomes a "case", an example or model that illustrates some peculiar clinical component, either because of its teaching power or because of its uniqueness or rarity. It is essential that the case is based on current professional life, trying to recreate the real conditions in the physician's professional practice.

“

Did you know that this method was developed in 1912, at Harvard, for law students? The case method consisted of presenting students with real-life, complex situations for them to make decisions and justify their decisions on how to solve them. In 1924, Harvard adopted it as a standard teaching method”

The effectiveness of the method is justified by four fundamental achievements:

1. Students who follow this method not only achieve the assimilation of concepts, but also a development of their mental capacity, through exercises that evaluate real situations and the application of knowledge.
2. Learning is solidly translated into practical skills that allow the student to better integrate into the real world.
3. Ideas and concepts are understood more efficiently, given that the example situations are based on real-life.
4. Students like to feel that the effort they put into their studies is worthwhile. This then translates into a greater interest in learning and more time dedicated to working on the course.



Relearning Methodology

At TECH we enhance the case method with the best 100% online teaching methodology available: Relearning.

This university is the first in the world to combine the study of clinical cases with a 100% online learning system based on repetition, combining a minimum of 8 different elements in each lesson, a real revolution with respect to the mere study and analysis of cases.

Professionals will learn through real cases and by resolving complex situations in simulated learning environments. These simulations are developed using state-of-the-art software to facilitate immersive learning.



At the forefront of world teaching, the Relearning method has managed to improve the overall satisfaction levels of professionals who complete their studies, with respect to the quality indicators of the best online university (Columbia University).

With this methodology, more than 250,000 physicians have been trained with unprecedented success in all clinical specialties regardless of surgical load. Our pedagogical methodology is developed in a highly competitive environment, with a university student body with a strong socioeconomic profile and an average age of 43.5 years old.

Relearning will allow you to learn with less effort and better performance, involving you more in your specialization, developing a critical mindset, defending arguments, and contrasting opinions: a direct equation to success.

In our program, learning is not a linear process, but rather a spiral (learn, unlearn, forget, and re-learn). Therefore, we combine each of these elements concentrically.

The overall score obtained by TECH's learning system is 8.01, according to the highest international standards.



This program offers the best educational material, prepared with professionals in mind:



Study Material

All teaching material is produced by the specialists who teach the course, specifically for the course, so that the teaching content is highly specific and precise.

These contents are then applied to the audiovisual format, to create the TECH online working method. All this, with the latest techniques that offer high quality pieces in each and every one of the materials that are made available to the student.



Surgical Techniques and Procedures on Video

TECH introduces students to the latest techniques, the latest educational advances and to the forefront of current medical techniques. All of this in direct contact with students and explained in detail so as to aid their assimilation and understanding. And best of all, you can watch the videos as many times as you like.



Interactive Summaries

The TECH team presents the contents attractively and dynamically in multimedia lessons that include audio, videos, images, diagrams, and concept maps in order to reinforce knowledge.

This exclusive educational system for presenting multimedia content was awarded by Microsoft as a "European Success Story".



Additional Reading

Recent articles, consensus documents and international guidelines, among others. In TECH's virtual library, students will have access to everything they need to complete their course.





Expert-Led Case Studies and Case Analysis

Effective learning ought to be contextual. Therefore, TECH presents real cases in which the expert will guide students, focusing on and solving the different situations: a clear and direct way to achieve the highest degree of understanding.



Testing & Retesting

We periodically evaluate and re-evaluate students' knowledge throughout the program, through assessment and self-assessment activities and exercises, so that they can see how they are achieving their goals.



Classes

There is scientific evidence on the usefulness of learning by observing experts. The system known as Learning from an Expert strengthens knowledge and memory, and generates confidence in future difficult decisions.



Quick Action Guides

TECH offers the most relevant contents of the course in the form of worksheets or quick action guides. A synthetic, practical, and effective way to help students progress in their learning.



07 Certificate

The Professional Master's Degree in Advanced Aesthetic Medicine guarantees students, in addition to the most rigorous and up-to-date education, access to a Professional Master's Degree diploma issued by TECH Technological University.





“

Successfully complete this program and receive your university qualification without having to travel or fill out laborious paperwork”

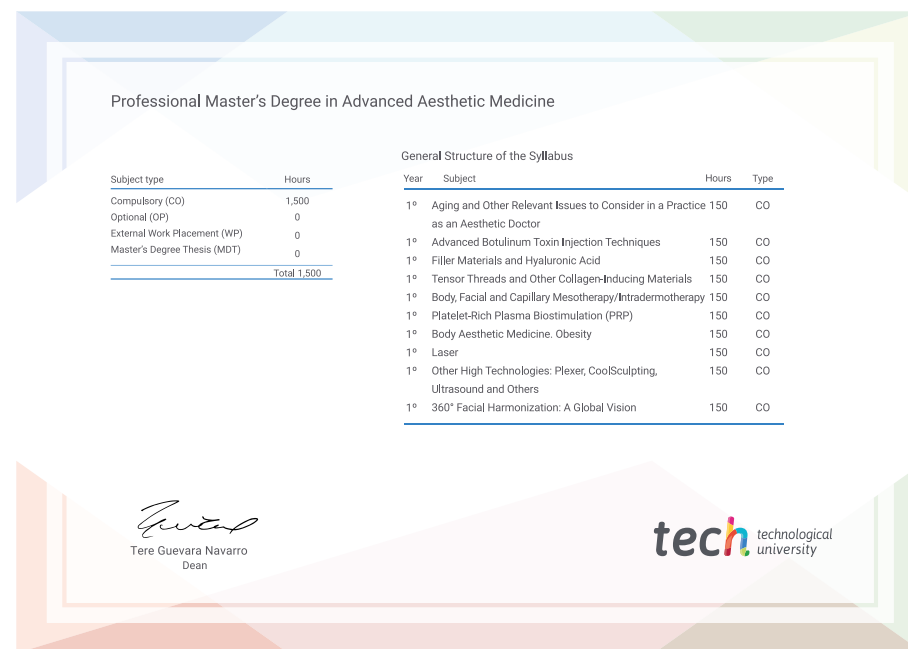
This **Professional Master's Degree in Advanced Aesthetic Medicine** contains the most complete and up-to-date scientific program on the market.

After the student has passed the assessments, they will receive their corresponding **Professional Master's Degree** issued by **TECH Technological University** via tracked delivery*.

The diploma issued by **TECH Technological University** will reflect the qualification obtained in the Professional Master's Degree, and meets the requirements commonly demanded by labor exchanges, competitive examinations, and professional career evaluation committees.

Title: **Professional Master's Degree in Advanced Aesthetic Medicine**

Official N° of hours: **1,500 h.**



*Apostille Convention. In the event that the student wishes to have their paper diploma issued with an apostille, TECH EDUCATION will make the necessary arrangements to obtain it, at an additional cost.

future

health confidence people

education information tutors

guarantee accreditation teaching

institutions technology learning

community commitment

tech technological
university

Professional Master's
Degree

Advanced Aesthetic Medicine

- » Modality: online
- » Duration: 12 months
- » Certificate: TECH Technological University
- » Dedication: 16h/week
- » Schedule: at your own pace
- » Exams: online

personalized service innovation
knowledge present quality

online training

development languages

virtual classroom

Professional Master's Degree Advanced Aesthetic Medicine

