

Postgraduate Diploma Traumatology and Facial Functional Aesthetics





Postgraduate Diploma Traumatology and Facial Functional Aesthetics

- » Modality: online
- » Duration: 6 months
- » Certificate: TECH Technological University
- » Dedication: 16h/week
- » Schedule: at your own pace
- » Exams: online

Website: www.techtute.com/us/medicine/postgraduate-diploma/postgraduate-diploma-traumatology-facial-functional-aesthetics

Index

01

Introduction

p. 4

02

Objectives

p. 8

03

Course Management

p. 12

04

Structure and Content

p. 16

05

Methodology

p. 20

06

Certificate

p. 28

01

Introduction

For any individual, his or her face is a reflection of his or her being, which is why so many patients around the world invest millions to adapt to the near-perfect image, rhinoplasty being one of the most common procedures in this profession. However, these specialists must also have a detailed knowledge of issues related to trauma such as facial paralysis, since these are two of the most frequent causes in oral and maxillofacial surgery. However, nowadays it is difficult to find a source of information that keeps them up to date, or at least it was until TECH developed this intensive program. This is a program designed by experts in surgical and maxillofacial medicine and 100% online, with which the doctor will be able, in just 6 months, to master the most innovative aspects of this area.





“

TECH presents the best university program of the moment: 100% online, comfortable, official, with the best theoretical and practical content and with the tutoring of a team of experts in maxillofacial surgery. Are you going to keep thinking about it?”

Among all the specialties that make up medicine, oral and maxillofacial surgery is one of the most complex for all that it encompasses. It involves issues related to Traumatology, Aesthetics or even the nervous system. For this reason, surgeons must know in detail the etiology, epidemiology and facial anatomy, as well as the latest developments and scientific evidence of the specialty, in order to act according to the most effective and beneficial standards for the patient.

In order to satisfy an abundant academic demand from thousands of specialists who demand a degree that helps them and facilitates their update in all these issues without having to abandon or neglect their important work life, TECH and its team have developed this Postgraduate Diploma in Traumatology and Facial Functional Aesthetics. This is a convenient, complete and exhaustive 100% online program through which the surgeon will not only be able to learn about the latest scientific evidence related to traumatology and facial aesthetics, but will also have the opportunity to deepen in all those aspects that he/she considers most relevant for his/her professional development.

This is possible thanks to the amount and variety of additional material that the graduate will find in the virtual classroom: from research articles, to complementary readings and detailed videos. All selected by the teaching team, which, in addition to actively participating in the development of the program, will be available to answer any questions that may arise throughout the academic experience.

This **Postgraduate Diploma in Traumatology and Facial Functional Aesthetics** contains the most complete and up-to-date scientific program on the market.

The most important features include:

- ◆ The examination of case studies presented by experts in Oral and Maxillofacial Surgery
- ◆ The graphic, schematic, and practical contents with which they are created, provide scientific and practical information on the disciplines that are essential for professional practice
- ◆ Practical exercises where self-assessment can be used to improve learning
- ◆ Its special emphasis on innovative methodologies
- ◆ Theoretical lessons, questions to the expert, debate forums on controversial topics, and individual reflection assignments
- ◆ Content that is accessible from any fixed or portable device with an Internet connection



An unparalleled opportunity to get up to speed on polytrauma care, including treatment of head and neck wounds. head and neck injuries”

“

You will have access to the virtual classroom 24 hours a day, 7 days a week, so you can organize your medical and academic agenda with complete peace of mind”

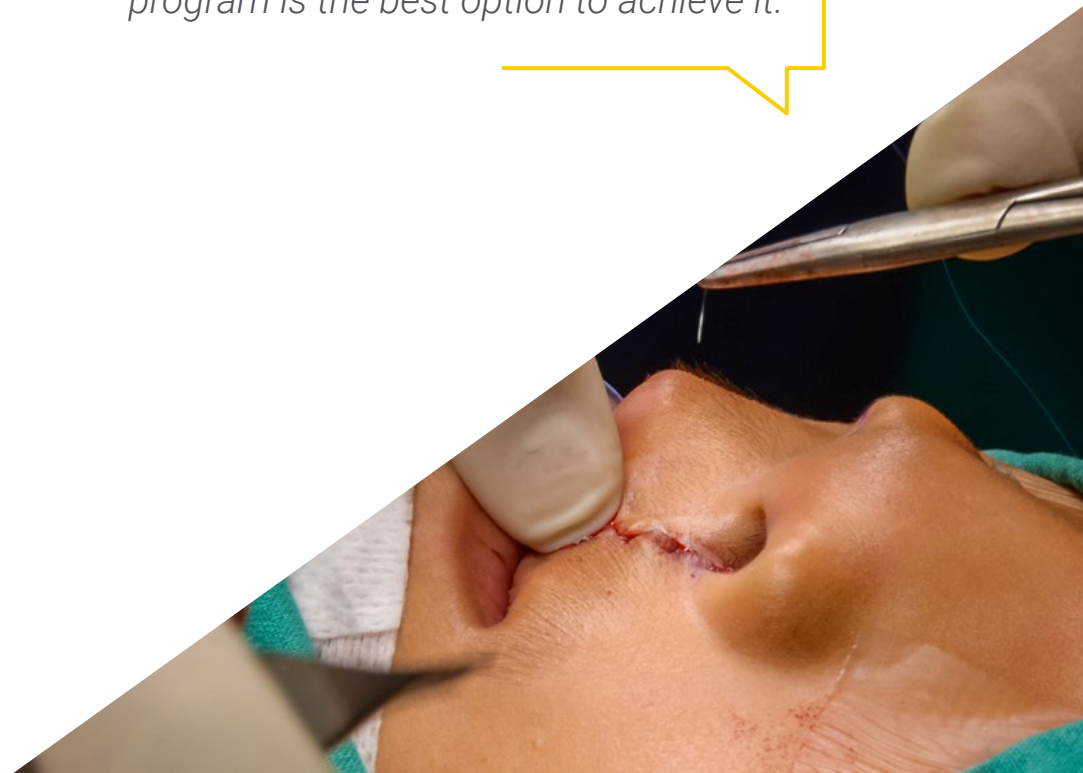
The program includes, in its teaching staff, professionals from the sector who bring to this program the experience of their work, in addition to recognized specialists from prestigious reference societies and universities.

The multimedia content, developed with the latest educational technology, will provide the professional with situated and contextual learning, i.e., a simulated environment that will provide immersive education programmed to learn in real situations.

This program is designed around Problem-Based Learning, whereby the professional must try to solve the different professional practice situations that arise throughout the program. For this purpose, the student will be assisted by an innovative interactive video system created by renowned and experienced experts.

You will be able to get up to date on all types of invoices, their optimal handling and how to act in case of complications.

Looking to become an expert in rhinoplasty for cleft lip and palate patients? This program is the best option to achieve it.



02 Objectives

Given the complexity of everything related to surgery, plus those related to Traumatology and Facial Functional Aesthetics, the objective of this Postgraduate Diploma is to provide the specialists with the best pedagogical and academic tools to bring them up to date. This way, in less time than you expect, you will see your professional skills and competencies perfected and you will be able to practice your medical practice with greater confidence and security.





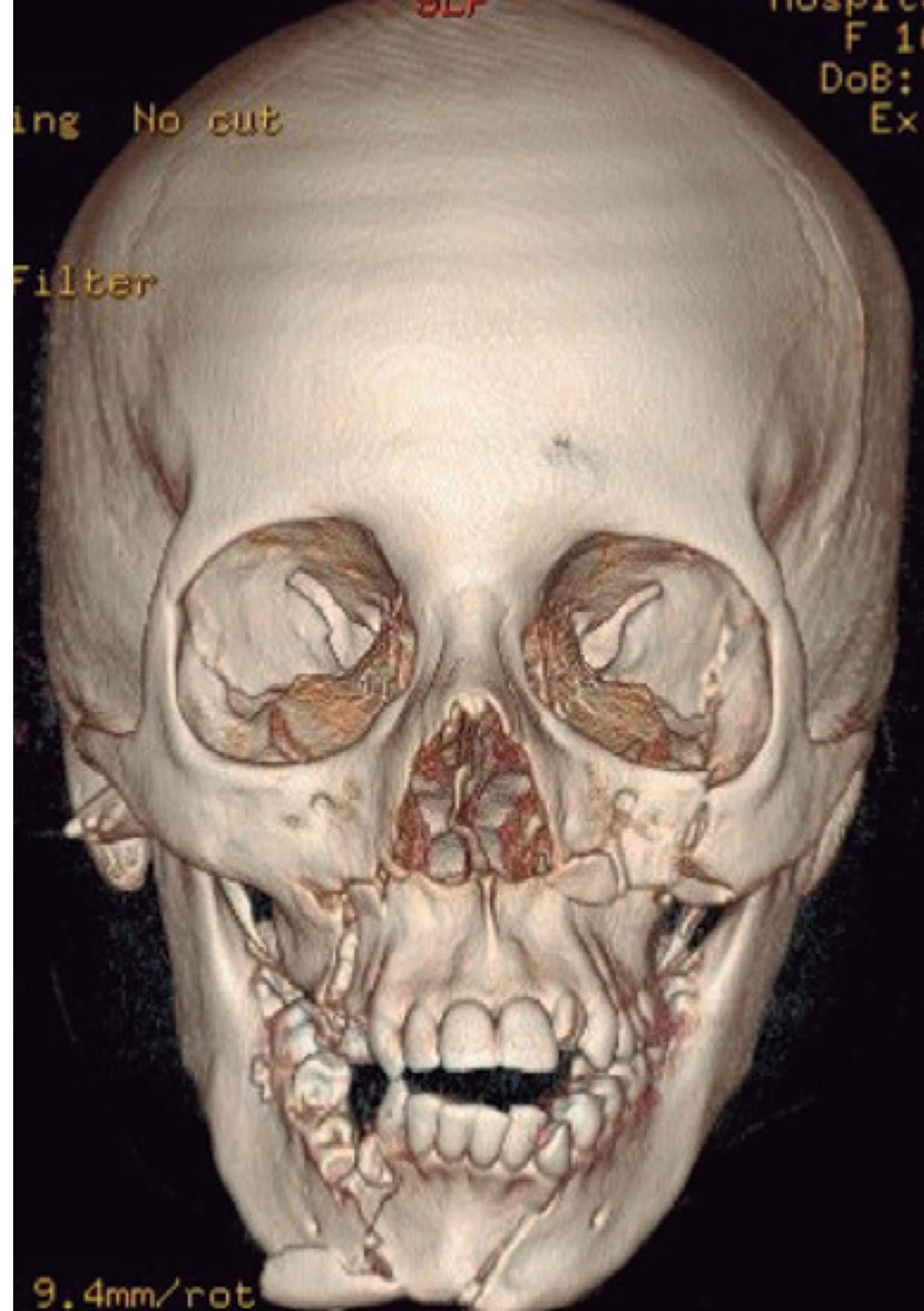
“

Whatever your objectives are, put them in the hands of TECH. With your time and their academic quality you will overcome them in less time than you think”



General Objectives

- ◆ Review the cerviofacial anatomy, a basic starting point for the entire Professional Masters Degree program
- ◆ Learn the anatomy and physiology of the relevant glands
- ◆ Build a knowledge base on a highly prevalent disorder such as sleep apneas, in which maxillofacial surgeons are among the specialists who can offer therapeutic options
- ◆ Update knowledge on facial traumatology, including its main causes and diagnostic techniques
- ◆ Know about malignant pathologies divided by anatomical regions that can affect the head and neck
- ◆ Know the different reconstructive techniques





Specific Objectives

Module 1. Facial Traumatology

- ◆ Classify and order the different types of fractures
- ◆ Be aware of the different therapeutic options depending on the type of fracture
- ◆ Know the main complications associated with facial trauma and their management
- ◆ Gain expertise on the treatment of possible sequelae associated with facial trauma
- ◆ Update your knowledge on the latest techniques in facial trauma treatment, including 3D planning

Module 2. Aesthetic and Functional Rhinoplasty

- ◆ Gain sufficient knowledge of the function of the different components of the nose for proper surgical management
- ◆ Be familiar with the different types of grafts and their application according to the functional pathology of the patient and according to the aesthetic objective to be achieved
- ◆ Establish a surgical plan and treatment objectives prior to surgery to achieve the best aesthetic and functional result and to convey realistic expectations of the outcome to the patient
- ◆ Know the various techniques of aesthetic rhinoplasty, as well as the treatment of functional rhinoplasty
- ◆ Know how to identify complications arising from rhinoplasty and septoplasty and how to manage them

Module 3. Facial Paralysis Smile Recovery

- ◆ Correctly diagnose the type of paralysis in order to establish the appropriate treatment plan
- ◆ Be familiar with the different static treatment options in facial paralysis
- ◆ Be aware of the different options for dynamic treatment in facial paralysis based on evolutionary stage and comorbidities of the patient
- ◆ Know the components necessary to organize a facial paralysis unit
- ◆ Know the imaging techniques and functional tests necessary for the diagnosis, staging and prognosis of facial paralysis



The purpose of this Postgraduate Diploma is not for you to learn, but for you to work on what you have learned with fresh and new information”

03

Course Management

For the elaboration of the teaching team of this Postgraduate Diploma in Traumatology and Facial Functional Aesthetics, TECH has selected a team of young medical specialists in the area of Surgery who have years of experience in the management of clinical cases with this area. They are also renowned for their professional and human qualities, and will do everything in their power to guarantee a 100% enriching academic experience for the graduate.





“

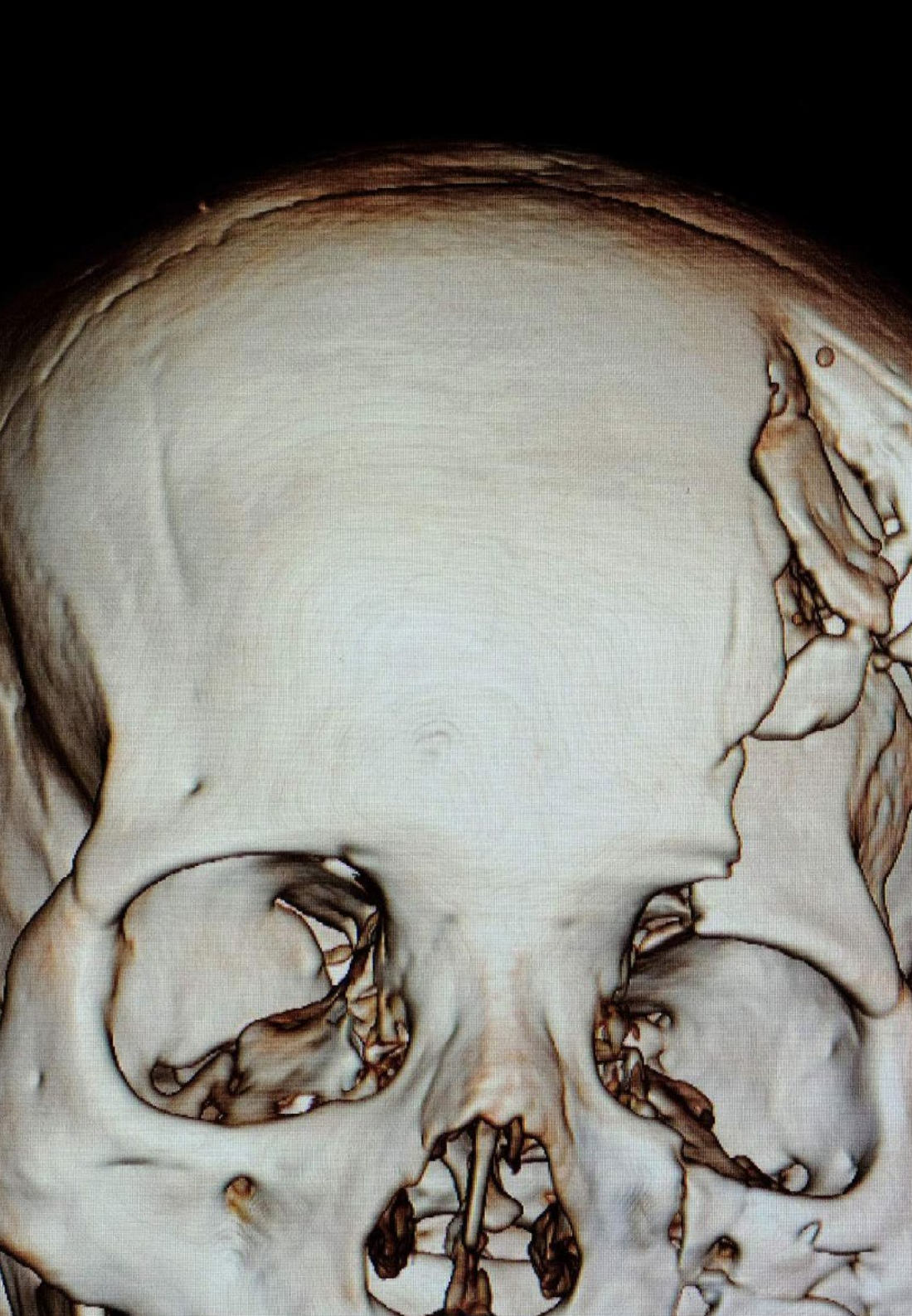
The guarantee of having a teaching team specialized in surgery is one of TECH's other ways of demonstrating its commitment to your professional development”

Management



Dr. Pingarrón Martín, Lorena

- ♦ Head of the Maxillofacial Surgery Service at Rey Juan Carlos University Hospital, General de Villalba Hospital and Infanta Elena Hospital
- ♦ Maxillofacial Surgeon in Private Practice at the Fundación Jiménez Díaz
- ♦ *Fellow of the European Board of Oral-Maxillofacial-Surgery, 2014*
- ♦ Responsible for the design and management of animal experimentation procedures: Category B+C+D
- ♦ Specialist in Oral and Maxillofacial Surgery at the Autonomous University of Madrid. La Paz University Hospital
- ♦ PhD in Medicine and Surgery, Autonomous University of Madrid, 2013 Outstanding Cum Laude
- ♦ Degree in Medicine in the University of Miguel Hernández de Elche and Complutense University of Madrid
- ♦ Member International Society for Oral and Maxillofacial Surgery
- ♦ Member of the Spanish Society of Oral and Maxillofacial Surgery
- ♦ Chair of the HURJC Investigation Committee
- ♦ Member, IIS-FJD Research Institute, Universidad Autónoma Madrid
- ♦ HURJC Teaching Committee Member
- ♦ Member of the Oncology Institute FJD, Head and Neck Unit
- ♦ Member of the Multidisciplinary Sleep Unit HURJC
- ♦ Member of the HURJC Head and Neck Tumors Committee
- ♦ Reviewer Journal "Laryngoscope". ISI Indexed Journal; Factor Impacto 1.617
- ♦ Reviewer "African Journal of Biotechnology". ISI Indexed Journal; Factor Impacto 0.565



Professors

Dr. Domingo, Francisco Javier

- ◆ FEA of the Oral and Maxillofacial Surgery Unit of the HU Nuestra Señora del Rosario
- ◆ Associate Professor of the Maxillofacial Surgery Medicine at Alfonso X El Sabio University
- ◆ Researcher at the I+12 Research Institute
- ◆ Doctorate in Medical-Surgical Research Sciences from the Complutense University of Madrid
- ◆ Specialist in Oral and Maxillofacial Surgery via MIR at the 12th October University Hospital in Madrid
- ◆ Member of the Spanish Society of Oral and Maxillofacial Surgery
- ◆ Member of the Spanish Society of Head and Neck
- ◆ Miembro de la European Association for Cranio-Maxillo-Facial Surgery

“

A unique, key, and decisive educational experience to boost your professional development”

04

Structure and Content

Given the great competition that exists in the university market in terms of offering hundreds of degrees online, competition in the sector is very high. This, together with TECH's commitment to its students, motivates this center to create increasingly complete, innovative and dynamic programs, courses that not only serve to update millions of professionals in different fields, but also help them to discover new paths within their own profession. All this is possible due to the most comprehensive syllabus and the most prepared teaching staff, the use of an effective and cutting-edge teaching methodology and the combination of the theoretical part with the resolution of real problems, so that the vast majority of students who go through TECH end up considering their course as the best academic experience of their lives.





“

In the virtual classroom you will find real clinical cases extracted from consultations, so that you can put into practice your professional practice and implement the latest techniques and strategies related to rhinoplasty”

Module 1. Facial Traumatology

- 1.1. Facial Trauma
 - 1.1.1. Etiology and Epidemiology
 - 1.1.2. Bone Repair
 - 1.1.3. Biomechanics
 - 1.1.4. Osteosynthesis
- 1.2. Diagnosis
 - 1.2.1. Clinical diagnosis
 - 1.2.2. Radiological Diagnosis
- 1.3. Polytraumatized Assistance, Including Treatment of Head and Neck Injuries
- 1.4. Middle Third Fractures
 - 1.4.1. Nasal Bone Fractures
 - 1.4.2. Middle Third Fractures
 - 1.4.3. NOE Fractures
- 1.5. Orbitomalar Fractures
 - 1.5.1. Orbitomalar Fractures
 - 1.5.2. Orbit Fractures
 - 1.5.3. Intraoperative Navigation, Interoperative CT
- 1.6. Mandibular Fractures
 - 1.6.1. Mandibular Symphysis Fractures
 - 1.6.2. Jaw Body Fractures
 - 1.6.3. Jaw Angle Fractures
 - 1.6.4. Subcondylar Fractures
 - 1.6.5. Jaw Condyle Fractures
 - 1.6.6. Edentulous and Comminuted Fractures
 - 1.6.7. Endoscopic treatment
 - 1.6.8. Complications
- 1.7. Dentoalveolar Trauma
 - 1.7.1. Epidemiology and Etiology
 - 1.7.2. Dental Fractures
 - 1.7.3. Dentoalveolar Fractures
- 1.8. Upper Third Fractures
 - 1.8.1. Skull Base Fractures
 - 1.8.2. Frontal Sinus Fractures
 - 1.8.3. Complications: Mucopiocele, CSF Fistula

- 1.9. Panfacial Fractures
 - 1.9.1. Concept
 - 1.9.2. Etiology
 - 1.9.3. Sequences
- 1.10. Secuelas
 - 1.10.1. Front Contour Defect
 - 1.10.2. Telecanthus
 - 1.10.3. Malar Malposition
 - 1.10.4. Pseudarthrosis.
 - 1.10.5. Orbital sequelae, Enophthalmos, Hypophthalmos

Module 2. Aesthetic and Functional Rhinoplasty

- 2.1. Anatomy
 - 2.1.1. Components
 - 2.1.2. Anatomical Units
- 2.2. Physiology
 - 2.2.1. Nose Functioning
 - 2.2.2. Operating Age
- 2.3. Patient Selection and Physical Examination.
- 2.4. Treatment Management
 - 2.4.1. Factors which Affect Therapeutic Decisions
 - 2.4.2. Indications for Treatment
 - 2.4.3. Therapeutic Objectives
 - 2.4.4. Therapeutic Possibilities
- 2.5. Indications for Rhinoplasty
- 2.6. Surgery
 - 2.6.1. Incisions.
 - 2.6.2. Osteotomies
 - 2.6.3. Basic Closed Rhinoplasty
 - 2.6.4. Basic Open Rhinoplasty
 - 2.6.5. Nasal Splinting
 - 2.6.6. Postoperative Care
 - 2.6.7. Complications

- 2.7. Rhinoplasty Grafts
- 2.8. Special Problems
 - 2.8.2. Nasal Tip
 - 2.8.3. The Back
 - 2.8.4. The Wing Base
 - 2.8.5. The Columella
- 2.9. Nasal Obstruction
 - 2.9.1. Septal Surgery
 - 2.9.2. Valvular Pathology Surgery
 - 2.9.3. Turbinate Surgery
- 2.10. Rhinoplasty in a Patient with Cleft Lip and Palate

Module 3. Facial Paralysis Smile Recovery

- 3.1. Anatomical and Functional Bases
 - 3.1.1. Facial Nerve Origin
 - 3.1.2. Facial Nerve
 - 3.1.2.1. Intrapetrous Portion
 - 3.1.2.2. Extrapetrous Portion
 - 3.1.3. Facial Nerve Branches
 - 3.1.3.1. Facial Nerve Branches
 - 3.1.3.2. Extrapetrous Branches
- 3.2. Etiology
 - 3.2.1. Idiopathic Peripheral Facial Palsy or Bell's Palsy
 - 3.2.2. Peripheral Facial Paralysis Infectious
 - 3.2.2.1. Herpes Zoster Oticus
 - 3.2.2.2. Lyme Disease
 - 3.2.3. Traumatic and/or Iatrogenic Peripheral Facial Paralysis
 - 3.2.4. Tumoral Peripheral Facial Paralysis Peripheral Facial Paralysis Tumorous
 - 3.2.5. Other Etiologies
- 3.3. Differential Diagnosis
- 3.4. Peripheral Facial Paralysis Clinic
 - 3.4.1. Clinical Presentation
 - 3.4.2. Examination and Complementary Tests

- 3.5. Medical Treatment
 - 3.5.1. Medical treatment
 - 3.5.2. Pediatric Medical Treatment
 - 3.5.3. Medical Treatment of Pregnant Patients
 - 3.5.4. Rehabilitative Medical Treatment
 - 3.5.5. Initial Ophthalmological Treatment
- 3.6. Algorithm for the Management of Facial Paralysis in the Emergency Room
- 3.7. Surgical treatment in Facial Paralysis of Less Than 24 Months of Evolution
 - 3.7.1. Post-Traumatic Peripheral Facial Paralysis
 - 3.7.2. Reinnervation Techniques
- 3.8. Facial Paralysis of More Than 24 Months of Evolution
- 3.9. Importance of a Facial Paralysis Unit
- 3.10. Complications and Key Points



Do not hesitate. Enroll now and start whenever you want an academic experience that will restore your faith in studying, but in a different kind of study”

05

Methodology

This academic program offers students a different way of learning. Our methodology uses a cyclical learning approach: **Relearning**.

This teaching system is used, for example, in the most prestigious medical schools in the world, and major publications such as the **New England Journal of Medicine** have considered it to be one of the most effective.



“

Discover Relearning, a system that abandons conventional linear learning, to take you through cyclical teaching systems: a way of learning that has proven to be extremely effective, especially in subjects that require memorization"

At TECH we use the Case Method

What should a professional do in a given situation? Throughout the program, students will face multiple simulated clinical cases, based on real patients, in which they will have to do research, establish hypotheses, and ultimately resolve the situation. There is an abundance of scientific evidence on the effectiveness of the method. Specialists learn better, faster, and more sustainably over time.

With TECH you will experience a way of learning that is shaking the foundations of traditional universities around the world.



According to Dr. Gérvas, the clinical case is the annotated presentation of a patient, or group of patients, which becomes a "case", an example or model that illustrates some peculiar clinical component, either because of its teaching power or because of its uniqueness or rarity. It is essential that the case is based on current professional life, trying to recreate the real conditions in the physician's professional practice.

“

Did you know that this method was developed in 1912, at Harvard, for law students? The case method consisted of presenting students with real-life, complex situations for them to make decisions and justify their decisions on how to solve them. In 1924, Harvard adopted it as a standard teaching method”

The effectiveness of the method is justified by four fundamental achievements:

1. Students who follow this method not only achieve the assimilation of concepts, but also a development of their mental capacity, through exercises that evaluate real situations and the application of knowledge.
2. Learning is solidly translated into practical skills that allow the student to better integrate into the real world.
3. Ideas and concepts are understood more efficiently, given that the example situations are based on real-life.
4. Students like to feel that the effort they put into their studies is worthwhile. This then translates into a greater interest in learning and more time dedicated to working on the course.



Relearning Methodology

At TECH we enhance the case method with the best 100% online teaching methodology available: Relearning.

This university is the first in the world to combine the study of clinical cases with a 100% online learning system based on repetition, combining a minimum of 8 different elements in each lesson, a real revolution with respect to the mere study and analysis of cases.

Professionals will learn through real cases and by resolving complex situations in simulated learning environments. These simulations are developed using state-of-the-art software to facilitate immersive learning.



At the forefront of world teaching, the Relearning method has managed to improve the overall satisfaction levels of professionals who complete their studies, with respect to the quality indicators of the best online university (Columbia University).

With this methodology, more than 250,000 physicians have been trained with unprecedented success in all clinical specialties regardless of surgical load. Our pedagogical methodology is developed in a highly competitive environment, with a university student body with a strong socioeconomic profile and an average age of 43.5 years old.

Relearning will allow you to learn with less effort and better performance, involving you more in your specialization, developing a critical mindset, defending arguments, and contrasting opinions: a direct equation to success.

In our program, learning is not a linear process, but rather a spiral (learn, unlearn, forget, and re-learn). Therefore, we combine each of these elements concentrically.

The overall score obtained by TECH's learning system is 8.01, according to the highest international standards.



This program offers the best educational material, prepared with professionals in mind:



Study Material

All teaching material is produced by the specialists who teach the course, specifically for the course, so that the teaching content is highly specific and precise.

These contents are then applied to the audiovisual format, to create the TECH online working method. All this, with the latest techniques that offer high quality pieces in each and every one of the materials that are made available to the student.



Surgical Techniques and Procedures on Video

TECH introduces students to the latest techniques, the latest educational advances and to the forefront of current medical techniques. All of this in direct contact with students and explained in detail so as to aid their assimilation and understanding. And best of all, you can watch the videos as many times as you like.



Interactive Summaries

The TECH team presents the contents attractively and dynamically in multimedia lessons that include audio, videos, images, diagrams, and concept maps in order to reinforce knowledge.

This exclusive educational system for presenting multimedia content was awarded by Microsoft as a "European Success Story".



Additional Reading

Recent articles, consensus documents and international guidelines, among others. In TECH's virtual library, students will have access to everything they need to complete their course.





Expert-Led Case Studies and Case Analysis

Effective learning ought to be contextual. Therefore, TECH presents real cases in which the expert will guide students, focusing on and solving the different situations: a clear and direct way to achieve the highest degree of understanding.



Testing & Retesting

We periodically evaluate and re-evaluate students' knowledge throughout the program, through assessment and self-assessment activities and exercises, so that they can see how they are achieving their goals.



Classes

There is scientific evidence on the usefulness of learning by observing experts. The system known as Learning from an Expert strengthens knowledge and memory, and generates confidence in future difficult decisions.



Quick Action Guides

TECH offers the most relevant contents of the course in the form of worksheets or quick action guides. A synthetic, practical, and effective way to help students progress in their learning.



06

Certificate

The Postgraduate Diploma in Traumatology and Aesthetics Facial Games guarantees students, in addition to the most rigorous and up-to-date education, access to a Postgraduate Diploma issued by TECH Technological University.



“

Successfully complete this program and receive your university qualification without having to travel or fill out laborious paperwork”

This **Postgraduate Diploma in Traumatology and Facial Functional Aesthetics** contains the most complete and up-to-date scientific program on the market.

After the student has passed the assessments, they will receive their corresponding **Postgraduate Diploma** issued by **TECH Technological University** via tracked delivery.

The diploma issued by **TECH Technological University** will reflect the qualification obtained in the Postgraduate Diploma, and meets the requirements commonly demanded by labor exchanges, competitive examinations, and professional career evaluation committees.

Title: **Postgraduate Diploma in Traumatology and Facial Functional Aesthetics**

Official N° of Hours: **450 h.**



future

health confidence people

education information tutors

guarantee accreditation teaching

institutions technology learning

community commitment

innovation

personalized service

knowledge present

online training

development

language

virtual classroom

tech technological
university

Postgraduate Diploma
Traumatology and Facial
Functional Aesthetics

- » Modality: online
- » Duration: 6 months
- » Certificate: TECH Technological University
- » Dedication: 16h/week
- » Schedule: at your own pace
- » Exams: online

Postgraduate Diploma Traumatology and Facial Functional Aesthetics