

Postgraduate Diploma

Trauma Emergencies of the Pelvis and Lower Limbs





Postgraduate Diploma Trauma Emergencies of the Pelvis and Lower Limbs

- » Modality: online
- » Duration: 6 months
- » Certificate: TECH Technological University
- » Dedication: 16h/week
- » Schedule: at your own pace
- » Exams: online

Website: www.techtitute.com/us/medicine/postgraduate-diploma/postgraduate-diploma-trauma-emergencies-pelvis-lower-limbs

Index

01

Introduction

p. 4

02

Objectives

p. 8

03

Course Management

p. 12

04

Structure and Content

p. 18

05

Methodology

p. 24

06

Certificate

p. 32

01

Introduction

One of the most frequent reasons for hospital emergency room visits is fractures and other acute trauma pathologies.

Acute trauma pathologies are a challenge for any physician working in an emergency department. In fact, in most developed countries, physicians involved in the care of trauma emergencies come from different specialties.

This training will provide you with a sense of confidence in your practice, which will help you to grow personally and professionally





“

Improve your knowledge in trauma emergencies of the pelvis and lower limbs through this program, where you will find the best didactic material with real clinical cases. Learn here about the latest advances in the specialty to be able to perform a quality medical practice"

The aim of this program is to bring together the experience accumulated over years of care of this type of pathologies and pictures, which have allowed the authors to participate with enthusiasm, involvement and commitment, in the development of a training program with an eminently practical profile, with a background based on the body of knowledge of one of the broadest and most exciting specialties of medicine.

Time management, direct and early care of the patient with trauma emergencies, and all within a holistic approach, make this program a unique effort and in accordance with a time in which specific training determines a precise and safe approach to the patient, and not only of the particular pathology, in short, it insists on the need to individualize and personalize care, in an extraordinary effort, aimed at harmonizing art with science in the care of acute and urgent pathology in traumatology.



Update your knowledge through the Postgraduate Diploma in Trauma Emergencies of the Pelvis and Lower Limbs”

This **Postgraduate Diploma in Trauma Emergencies of the Pelvis and Lower Limbs** contains the most complete and up-to-date scientific program on the market. The most important features of the program include:

- ♦ More than 75 clinical cases presented by experts in in trauma emergencies of the pelvis and lower limbs.
- ♦ The graphic, schematic and eminently practical contents of which they are composed provide scientific and practical information on the disciplines that are essential for professional practice.
- ♦ Diagnostic-therapeutic developments on assessment, diagnosis, and treatment in trauma emergencies of the pelvis and lower limbs.
- ♦ It contains practical exercises where the self-evaluation process can be carried out to improve learning.
- ♦ Algorithm-based interactive learning system for decision-making in the presented clinical situations.
- ♦ With special emphasis on evidence-based medicine and research methodologies in trauma emergencies.
- ♦ All of this will be complemented by theoretical lessons, questions to the expert, debate forums on controversial topics, and individual reflection assignments.
- ♦ Content that is accessible from any fixed or portable device with an Internet connection.

“

This course may be the best investment you can make when choosing a refresher program for two reasons: in addition to updating your knowledge in Trauma Emergencies of the Pelvis and Lower Limbs, you will obtain a Postgraduate Diploma from TECH Technological University"

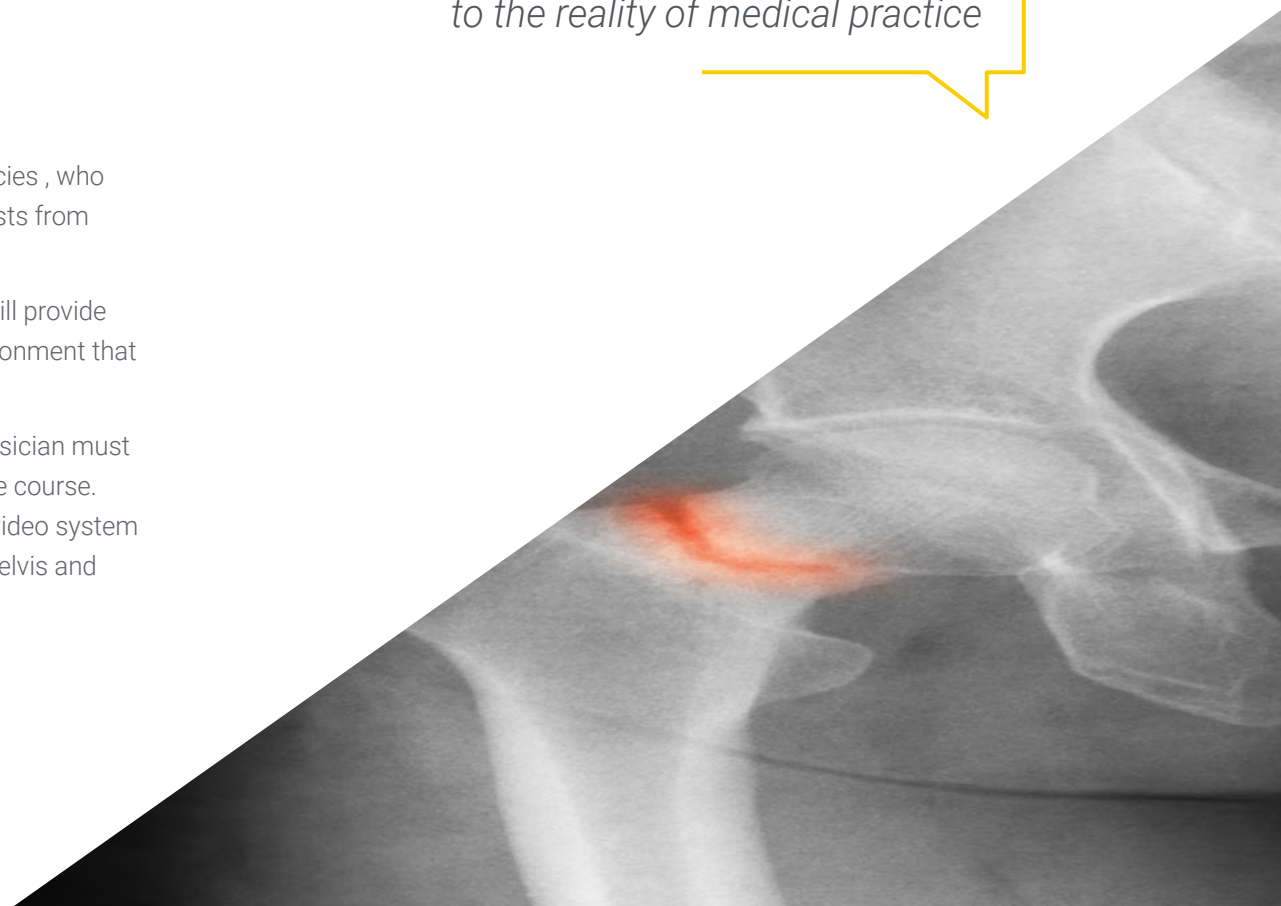
Increase your decision-making confidence by updating your knowledge through this specialist course

It includes clinical cases to bring the program content as close as possible to the reality of medical practice

The teaching staff includes professionals from the field of trauma emergencies, who bring their experience to this training program, as well as renowned specialists from leading scientific societies.

The multimedia content developed with the latest educational technology will provide the professional with situated and contextual learning, i.e., a simulated environment that will provide an immersive training program to train in real situations.

This program is designed around Problem Based Learning, whereby the physician must try to solve the different professional practice situations that arise during the course. For this purpose, the physician will be assisted by an innovative interactive video system developed by renowned experts in the field of Trauma Emergencies of the Pelvis and Lower Limbs with extensive teaching experience.



02 Objectives

This Postgraduate Diploma in Trauma Emergencies of the Pelvis and Lower Limbs is aimed at facilitating physicians' work with all types of patients at serious toxicological risk or with acute intoxication.



“

This Postgraduate Diploma is designed to help you update your knowledge of Trauma Emergencies of the Pelvis and Lower Limbs, with the use of the latest educational technology, to contribute with quality and safety to decision-making, diagnosis, treatment, and patient support”



General Objectives

- Update the knowledge of medical personnel involved in emergency care with special interest in the field of acute trauma pathology.
- Promote work strategies based on a comprehensive approach to the patient as a standard model for achieving excellent care.
- Encourage the acquisition of technical skills and abilities, through a modern audiovisual system, with the possibility of development through online simulation workshops and/or specific training.
- Encourage professional stimulation through continuous education and research.





Specific Objectives

- Learn to identify and care for the most common upper limb injuries
- Learn to identify and care for the most common injuries to the pelvis, hip, thigh and leg
- Learn to identify and care for the most common acute traumatic spinal injuries
- Learn, through didactic videos, how to develop the necessary skills to perform fast, accurate and safe examinations in patients with acute or emergency pathology of traumatic origin.



This Postgraduate Diploma is the best way to update your knowledge in Trauma Emergencies of the Pelvis and Lower Limbs”

03

Course Management

The program's teaching staff includes leading specialists in Trauma Emergencies of the Pelvis and Lower Limbs, and other related areas, who bring their years of work experience to this training program. Additionally, other recognized specialists participate in its design and preparation, which means that the program is developed in an interdisciplinary manner.





“

Learn the latest advances in the procedures in the field of trauma emergencies of the pelvis and lower limbs from leading professionals”

Management




Dr. Ghassan Elgeadi Saleh

- ♦ Trauma physician
- ♦ General Manager of Elgeadi Traumatology
- ♦ Chief of the Traumatology and Emergency Department, Santa Elena Hospital
- ♦ Specialist in Advanced Reconstructive Surgery of Upper Limbs.
- ♦ Specialist in Advanced Reconstructive Surgery of the Lower Limbs.
- ♦ Specialist in Full Endoscopic Spine Surgery Fellowship Full endoscopic Spine Surgery
- ♦ Specialist in Advanced Endoscopic Neck and Lower-Back Surgery



Dr. Domenech De Frutos, Santiago

- ♦ Emergency physician
- ♦ Master's Degree in Ultrasound in Rheumatology and Traumatology
- ♦ Master's Degree in Emergency Medicine
- ♦ Master's Degree in Acute Pathology and Pediatric Emergencies
- ♦ Postgraduate Diploma in subaquatic and hyperbaric medicine
- ♦ Postgraduate Diploma in teaching and digital skills in health sciences
- ♦ Member of the Elgeadi Traumatology team



Dr. Vaquero Martin, Javier

- Head of Orthopedic Surgery and Traumatology Department at the Gregorio Marañón General University Hospital, Madrid (since 2006)
- Professor of Orthopedic Surgery and Traumatology at the Complutense University of Madrid (since February 2020)

Professors

Dr. Alcobé, Javier

- ♦ Trauma physician
- ♦ Member of the Elgeadi Traumatology team

Dr. Alarcia Pineda, José Manuel

- ♦ Traumatologic emergency physician
- ♦ Attending Physician. Emergency - Traumatology Service at the Ntra. Sra. de América Hospital
- ♦ Vithas Nuestra Señora de América Hospital
- ♦ HM Hospital, Móstoles
- ♦ General Medical Council - United Kingdom

Contreras, Miguel Angel

- ♦ Anesthesiologist

Dr. Cuevas González, Jorge Luis

- ♦ Emergency physician
- ♦ Member of the Elgeadi Traumatology team
- ♦ Founder of Ultratm (medical simulation) Santa Elena Clinic
- ♦ Member of the Elgeadi Traumatology team

Fajardo, Mario

- ♦ Anesthesiologist
- ♦ Chief Executive Officer at UltraDissection Group
- ♦ UltraDissection Group

Gironés, Alberto

- ♦ Anesthesiologist
- ♦ Sanitas La Moraleja University Hospital

Dr. Jiménez, Daniel

- ♦ Trauma physician
- ♦ Member of the Elgeadi Traumatology team
- ♦ Director at TraumaSalud
- ♦ Trauma Salud

Dr. Méndez Arias, Agustín

- ♦ Occupational Physician. More Prevention - Prevention Service CEF Center for Financial Studies
- ♦ Member of the Elgeadi Traumatology team

Dr. Meza González, José

- ♦ Family and sports medicine physician
- ♦ Member of the Elgeadi Traumatology team

Dr. Núñez Medina, Alberto

- ♦ Trauma Physician
- ♦ Member of the Elgeadi Traumatology team

Dr. Rodríguez, Tamara

- ♦ Trauma Physician
- ♦ Member of the Elgeadi Traumatology team

Dr. Rodríguez, Angel L.

- ♦ Trauma physician
- ♦ Member of the Elgeadi Traumatology team

Rodríguez, Johanna Miguel

- ♦ University Diploma in Nursing
- ♦ Member of the Elgeadi Traumatology team

Dr. Villanueva, Ghino Patricio

- ♦ Occupational physician
- ♦ SPRL University Hospital Rey Juan Carlos - Hospital. General de Villalba University Hospital Infanta Elena
- ♦ Member of the Elgeadi Traumatology team

Dr. Carbó Laso, Esther

- ♦ May 2011- May 2016: Resident Intern of Orthopedic Surgery and Traumatology Department, Hospital
- ♦ March 2014 - May 2015: Gregorio Marañón General University Hospital, Madrid.
- ♦ June 2016 - Present: On-call duty in the Traumatology Emergency Department of CEMTRO Clinic, Madrid.
- ♦ January 2019 - Present: Assistant Specialist, Department of Orthopedic Surgery and Traumatology, Gregorio Marañón General University Hospital, Madrid.
- ♦ Accredited Expert for the Illustrious Official College of Physicians of Madrid.

Dr. Forriol Campos, Francisco

- ♦ Currently Professor of Orthopedic Surgery and Traumatology at the Faculty of Medicine of the San Pablo - CEU University, Montepríncipe Campus, Boadilla del Monte, Madrid, 2010
- ♦ Specialist in Orthopedic Surgery and Traumatology. Full Professor at the University of Alcalá, Madrid. (1986-1990)
- ♦ Professor at the School of Medicine of the University of Navarra, consultant in the Department of Orthopedic Surgery and Trauma of the Clinical University of Navarra, in Pamplona, and director of the Experimental Orthopedics Laboratory, which he developed from its beginnings 1990 - 2005
- ♦ Research director of Fremap Mutua de Accidentes, developing a research center for the musculoskeletal system, currently closed. 2005- 2010
- ♦ Training in Austria, Germany and Holland. Member of the societies of Orthopedic Surgery and Traumatology in Germany, Argentina, Chile, Ecuador, Peru, Colombia, Mexico and Venezuela.

Dr. Matas Díaz, Jose Antonio

- ♦ Acting assistant doctor of the extinct INSALUD, at the hospital of the Mayoress of San Lorenzo de El Escorial, during the months of March to May 1992.
- ♦ Senior specialist, contracted by the Autonomous Community of Madrid, Gregorio Marañón Hospital, Traumatology Service, from June 1992 to February 1993.
- ♦ Permanent Specialist Physician for the Community of Madrid from February 1993 to December 1993 to date.
- ♦ Member of the infection and antibiotic policy committee from 2008 to present.
- ♦ Member of the Clinical Documentation, Operating Room and Antibiotic Policy Committees of the Gregorio Marañón Hospital.
Patient safety representative of the Orthopedics and Traumatology service at the Gregorio Marañón Hospital from 2014 to the present.

Dr. Chana Rodríguez, Francisco

- ♦ September 2008 - present: legal expert of the Official College of Physicians of Madrid.
- ♦ September 2005 - present: Associate Professor of Surgical Pathology, Faculty of Medicine, Complutense University of Madrid.
- ♦ December 2004 - present: attending physician, Department of Traumatology and Orthopedic Surgery, Gregorio Marañón General University Hospital, Madrid.
- ♦ October 2004 - November 2004: Assistant Physician, Department of Traumatology and Orthopedic Surgery, La Paz General University Hospital, Madrid.
- ♦ July 2004 - September 2004: attending physician in the trauma department.

04

Structure and Content

The structure of the contents has been designed by a team of professionals from the best hospitals and universities in the country, who are aware of the relevance of up-to-date training to be able to intervene in the diagnosis, treatment and monitoring of pathologies in trauma emergencies of the pelvis and lower limbs, and are committed to quality teaching through new educational technologies.

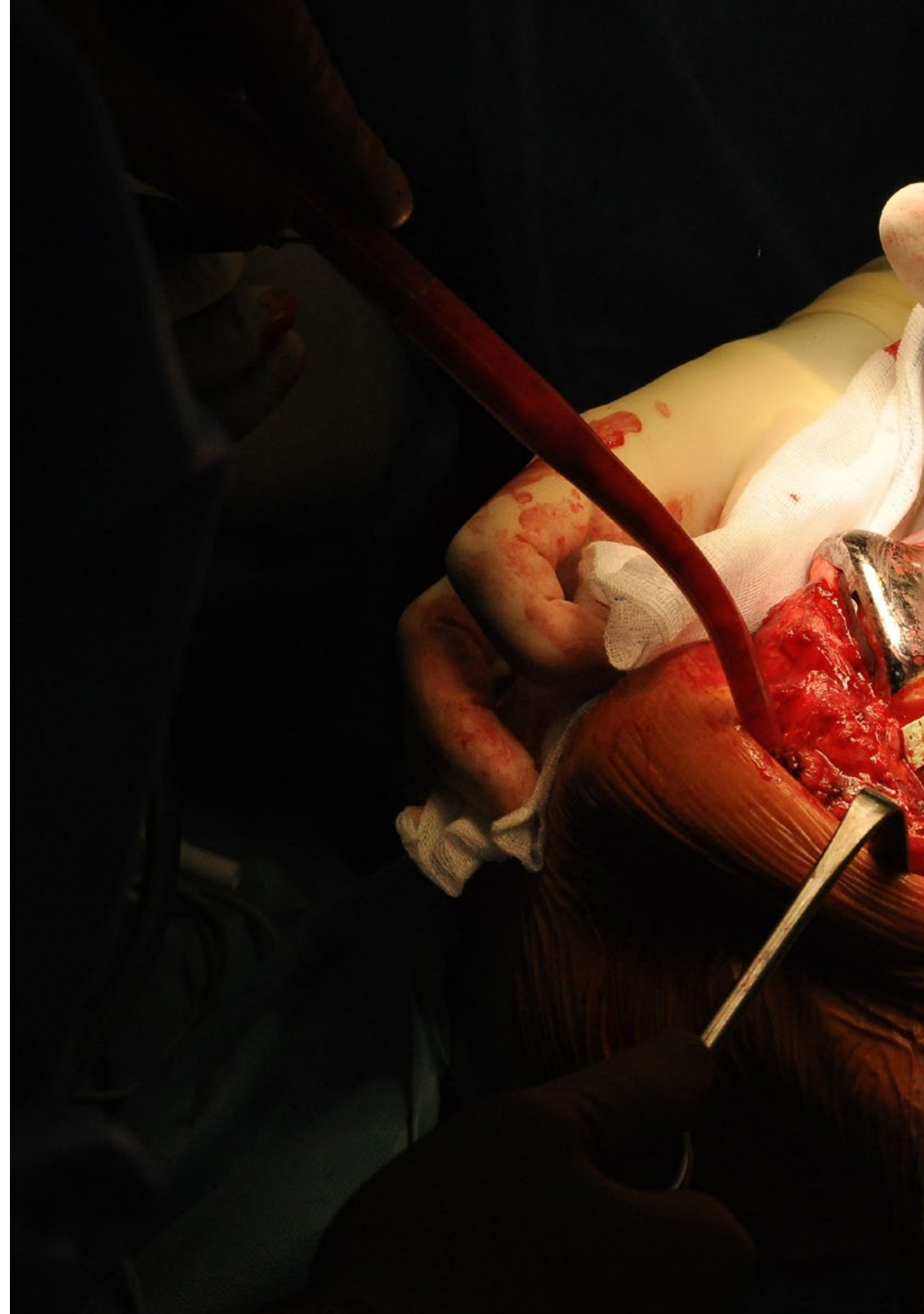


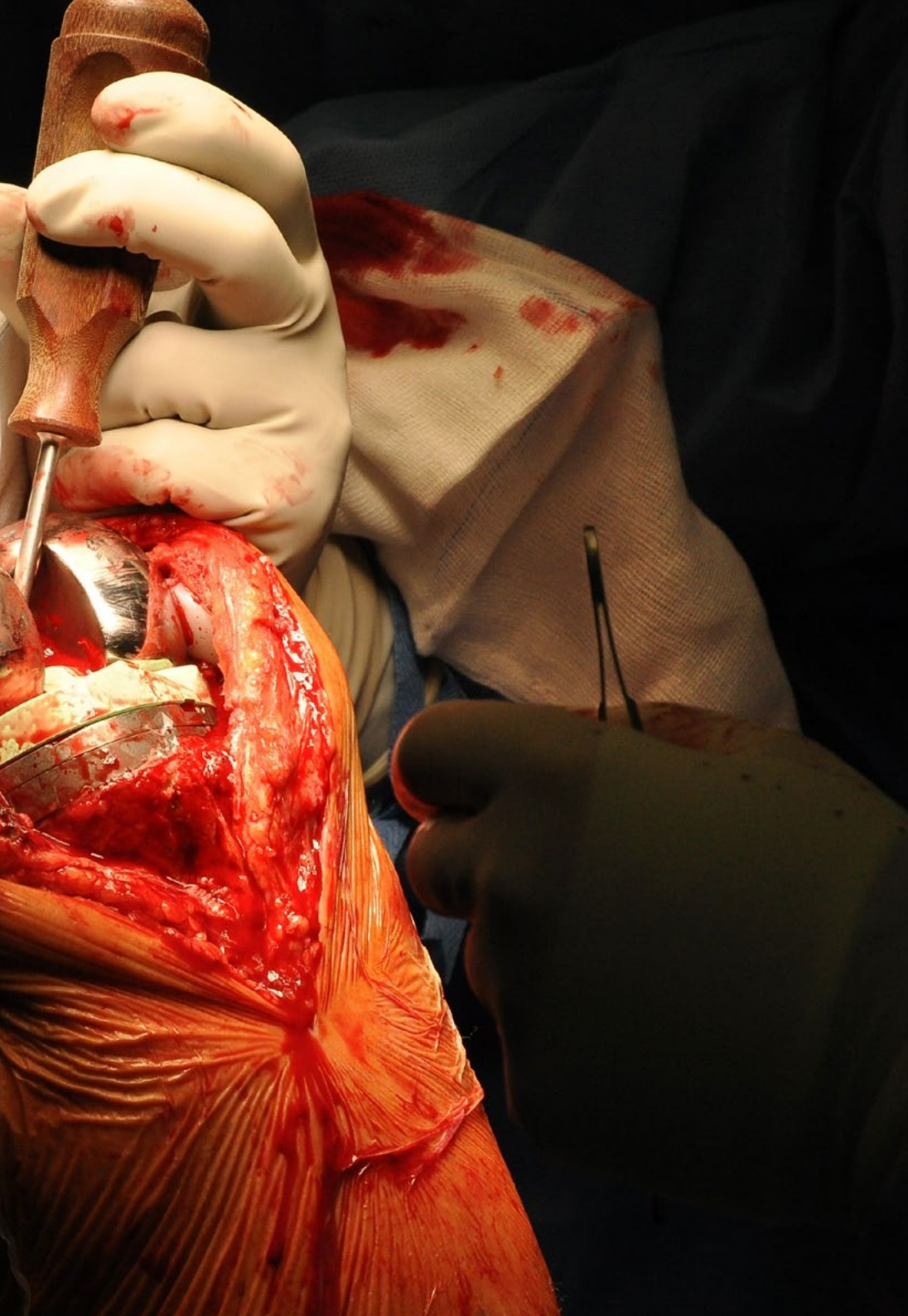
“

This Postgraduate Diploma in Trauma Emergencies of the Pelvis and Lower Limbs contains the most complete and up-to-date scientific program on the market”

Module 1. Trauma Emergencies of the Pelvis and Lower Limb

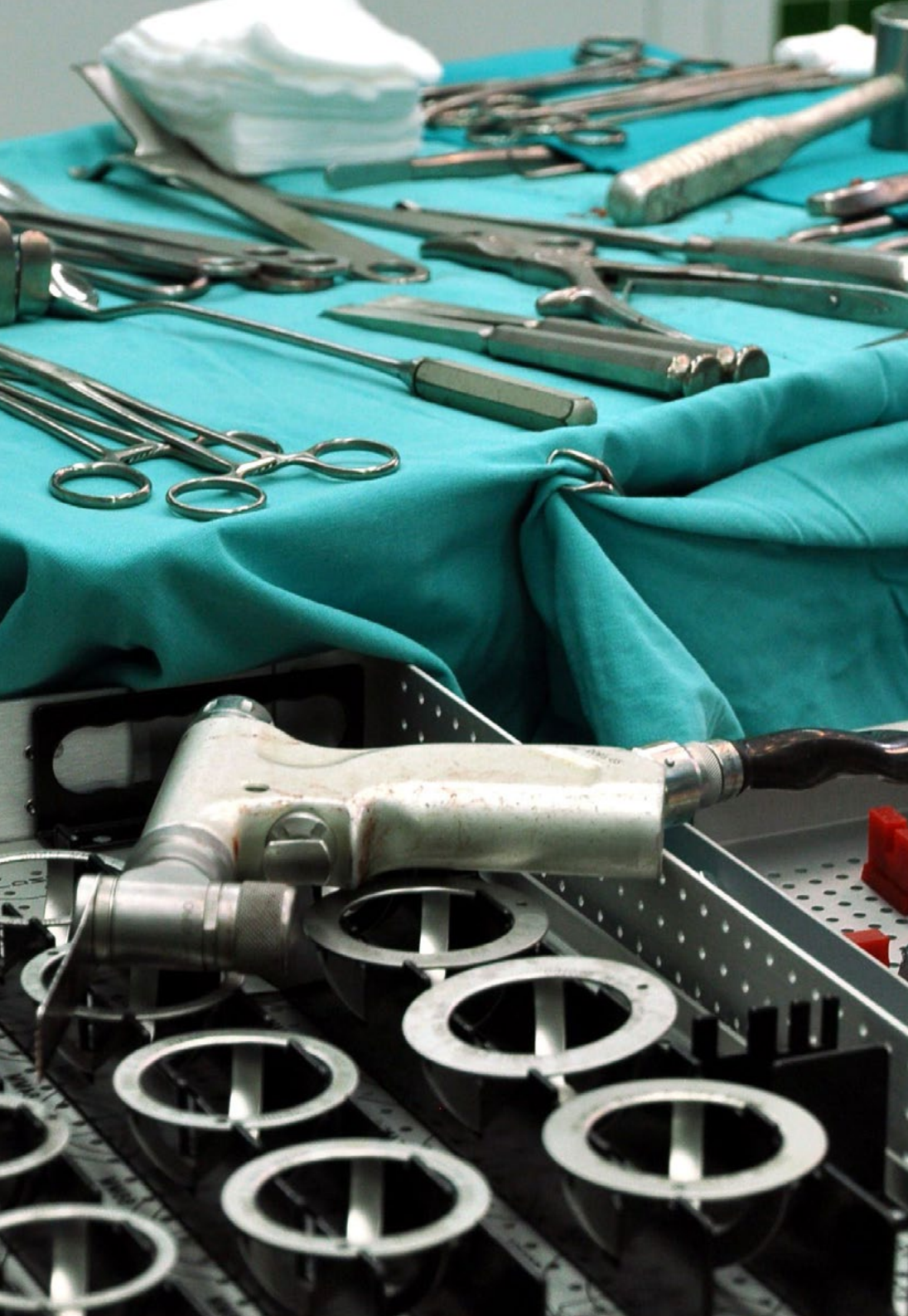
- 1.1. Acetabular Fractures
 - 1.1.1. Injury Biomechanics
 - 1.1.2. Diagnostic Imaging
 - 1.1.3. Classification
- 1.2. Labral Injuries
 - 1.2.1. Injury Biomechanics
 - 1.2.2. Diagnostic Imaging
 - 1.2.3. Classification
 - 1.2.4. Therapeutic Strategy
 - 1.2.4.1. Orthopedic Management
 - 1.2.4.2. Surgical Treatment
- 1.3. Fracture of the Distal Femur
 - 1.3.1. Injury Biomechanics
 - 1.3.2. Diagnostic Imaging
 - 1.3.3. Classification
 - 1.3.4. Therapeutic Strategy
 - 1.3.4.1. Orthopedic Management
 - 1.3.4.2. Surgical Treatment
- 1.4. Femoral Diaphysis Fracture
 - 1.4.1. Injury Biomechanics
 - 1.4.2. Diagnostic Imaging
 - 1.4.3. Classification
 - 1.4.4. Therapeutic Strategy
 - 1.4.4.1. Orthopedic Management
 - 1.4.4.2. Surgical Treatment





- 1.5. Hip Dislocation
 - 1.5.1. Injury Biomechanics
 - 1.5.2. Diagnostic Imaging
 - 1.5.3. Classification
 - 1.5.4. Therapeutic Strategy
 - 1.5.4.1. Orthopedic Management
 - 1.5.4.2. Surgical Treatment
- 1.6. Hip Prosthesis Dislocation
 - 1.6.1. Injury Biomechanics
 - 1.6.2. Diagnostic Imaging
 - 1.6.3. Classification
 - 1.6.4. Therapeutic Strategy
 - 1.6.4.1. Orthopedic Management
 - 1.6.4.2. Surgical Treatment
- 1.7. Impending Fractures
 - 1.7.1. Injury Biomechanics
 - 1.7.2. Diagnostic Imaging
 - 1.7.3. Classification
 - 1.7.4. Therapeutic Strategy
- 1.8. Inter-Trochanteric and Sub-Trochanteric Fractures
 - 1.8.1. Injury Biomechanics
 - 1.8.2. Diagnostic Imaging
 - 1.8.3. Classification
 - 1.8.4. Therapeutic Strategy
 - 1.8.4.1. Orthopedic Management
 - 1.8.4.2. Surgical Treatment
- 1.9. Fracture of the Femoral Neck.
 - 1.9.1. Injury Biomechanics
 - 1.9.2. Diagnostic Imaging
 - 1.9.3. Classification
 - 1.9.4. Therapeutic Strategy
 - 1.9.4.1. Orthopedic Management
 - 1.9.4.2. Surgical Treatment

- 1.10. Knee Dislocation
 - 1.10.1. Injury Biomechanics
 - 1.10.2. Diagnostic Imaging
 - 1.10.3. Classification
 - 1.10.4. Therapeutic Strategy
 - 1.10.4.1. Orthopedic Management
 - 1.10.4.2. Surgical Treatment
- 1.11. Meniscal Injuries
 - 1.11.1. Injury Biomechanics
 - 1.11.2. Diagnostic Imaging
 - 1.11.3. Classification
 - 1.11.4. Therapeutic Strategy
 - 1.11.4.1. Orthopedic Management
 - 1.11.4.2. Surgical Treatment
- 1.12. Quadriceps or Patellar Tendon Rupture
 - 1.12.1. Injury Biomechanics
 - 1.12.2. Diagnostic Imaging
 - 1.12.3. Classification
 - 1.12.4. Therapeutic Strategy
 - 1.12.4.1. Orthopedic Management
 - 1.12.4.2. Surgical Treatment
- 1.13. Patella Fractures
 - 1.13.1. Injury Biomechanics
 - 1.13.2. Diagnostic Imaging
 - 1.13.3. Classification
 - 1.13.4. Therapeutic Strategy
 - 1.13.4.1. Orthopedic Management
 - 1.13.4.2. Surgical Treatment
- 1.14. Patella Dislocation
 - 1.14.1. Injury Biomechanics
 - 1.14.2. Diagnostic Imaging
 - 1.14.3. Classification
 - 1.14.4. Therapeutic Strategy
 - 1.14.4.1. Orthopedic Management
 - 1.14.4.2. Surgical Treatment
- 1.15. Peri-Prosthetic Hip Fractures
 - 1.15.1. Injury Biomechanics
 - 1.15.2. Diagnostic Imaging
 - 1.15.3. Classification
 - 1.15.4. Therapeutic Strategy
 - 1.15.4.1. Orthopedic Management
 - 1.15.4.2. Surgical Treatment
- 1.16. Peri-Prosthetic Knee Fractures
 - 1.16.1. Injury Biomechanics
 - 1.16.2. Diagnostic Imaging
 - 1.16.3. Classification
 - 1.16.4. Therapeutic Strategy
 - 1.16.4.1. Orthopedic Management
 - 1.16.4.2. Surgical Treatment
- 1.17. Tibia and Fibula Diaphyseal Fractures
 - 1.17.1. Injury Biomechanics
 - 1.17.2. Diagnostic Imaging
 - 1.17.3. Classification
 - 1.17.4. Therapeutic Strategy
 - 1.17.4.1. Orthopedic Management
 - 1.17.4.2. Surgical Treatment



- 1.18. Pelvic Ring Injury
 - 1.18.1. Injury Biomechanics
 - 1.18.2. Diagnostic Imaging
 - 1.18.3. Classification
 - 1.18.4. Therapeutic Strategy
 - 1.18.4.1. Orthopedic Management
 - 1.18.4.2. Surgical Treatment

“*A unique, key, and decisive training experience to boost your professional development*”

05

Methodology

This training program provides you with a different way of learning. Our methodology uses a cyclical learning approach: ***Re-learning***.

This teaching system is used in the most prestigious medical schools in the world, and major publications such as the ***New England Journal of Medicine*** have considered it to be one of the most effective.



“

Discover Re-learning, a system that abandons conventional linear learning, to take you through cyclical teaching systems: a way of learning that has proven to be extremely effective, especially in subjects that require memorization"

At TECH we use the Case Method

In a given situation, what would you do? Throughout the program, you will be presented with multiple simulated clinical cases based on real patients, where you will have to investigate, establish hypotheses and, finally, resolve the situation. There is abundant scientific evidence on the effectiveness of the method. Specialists learn better, faster, and more sustainably over time.

With TECH you can experience a way of learning that is shaking the foundations of traditional universities around the world



According to Dr. Gérvas, the clinical case is the annotated presentation of a patient, or group of patients, which becomes a "case", an example or model that illustrates some peculiar clinical component, either because of its teaching potential or because of its uniqueness or rarity. It is essential that the case is based on current professional life, trying to recreate the real conditions in professional medical practice.

“

Did you know that this method was developed in 1912 at Harvard for law students? The case method consisted of presenting students with real-life, complex situations for them to make decisions and justify their decisions on how to solve them. In 1924, Harvard adopted it as a standard teaching method”

The effectiveness of the method is justified by four fundamental achievements:

1. Students who follow this method not only grasp concepts, but also develop their mental capacity by evaluating real situations and applying their knowledge.
2. The learning process has a clear focus on practical skills that allow the student to better integrate into the real world.
3. Ideas and concepts are understood more efficiently, given that the example situations are based on real-life.
4. Students like to feel that the effort they put into their studies is worthwhile. This then translates into a greater interest in learning and more time dedicated to working on the course.



Re-learning Methodology

At TECH we enhance the Harvard case method with the best 100% online teaching methodology available: Re-learning.

Our University is the first in the world to combine the study of clinical cases with a 100% online learning system based on repetition, combining a minimum of 8 different elements in each lesson, which represent a real revolution with respect to simply studying and analyzing cases.



The physician will learn through real cases and by solving complex situations in simulated learning environments. These simulations are developed using state-of-the-art software to facilitate immersive learning

At the forefront of world teaching, the Re-learning method has managed to improve the overall satisfaction levels of professionals who complete their studies, with respect to the quality indicators of the best Spanish-speaking online university (Columbia University).

With this methodology we have trained more than 250,000 physicians with unprecedented success, in all clinical specialties regardless of the surgical load. All this in a highly demanding environment, where the students have a strong socio-economic profile and an average age of 43.5 years.

Re-learning will allow you to learn with less effort and better performance, involving you more in your specialization, developing a critical mindset, defending arguments, and contrasting opinions: a direct equation to success

In our program, learning is not a linear process, but rather a spiral (we learn, unlearn, forget, and re-learn). Therefore, we combine each of these elements concentrically.

The overall score obtained by our learning system is 8.01, according to the highest international standards.



In this program you will have access to the best educational material, prepared with you in mind:



Study Material

All the teaching materials are specifically created for the course, by specialists who teach on the course, so that the teaching content is highly specific and precise.

This content is then adapted in an audiovisual format that will create our way of working online, with the latest techniques that allow us to offer you high quality in all of the material that we provide you with.



Latest Techniques and Procedures on Video

We introduce you to the latest techniques, to the latest educational advances, to the forefront of current medical techniques. All this, in first person, with the maximum rigor, explained and detailed for your assimilation and understanding. And best of all, you can watch them as many times as you want.



Interactive Summaries

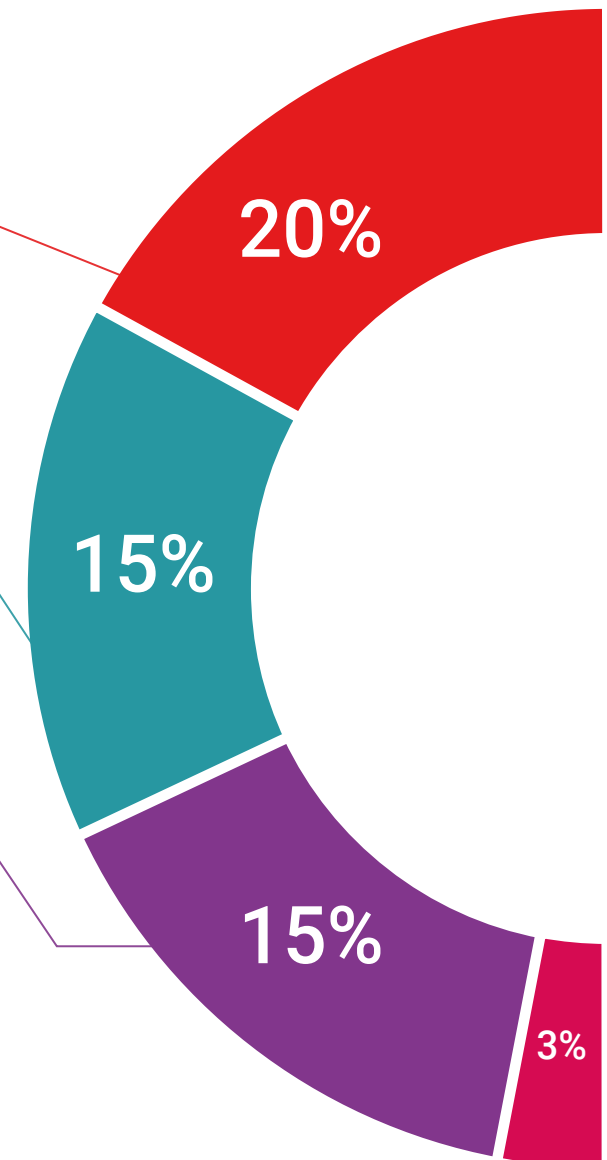
We present the contents attractively and dynamically in multimedia lessons that include audio, videos, images, diagrams, and concept maps in order to reinforce knowledge.

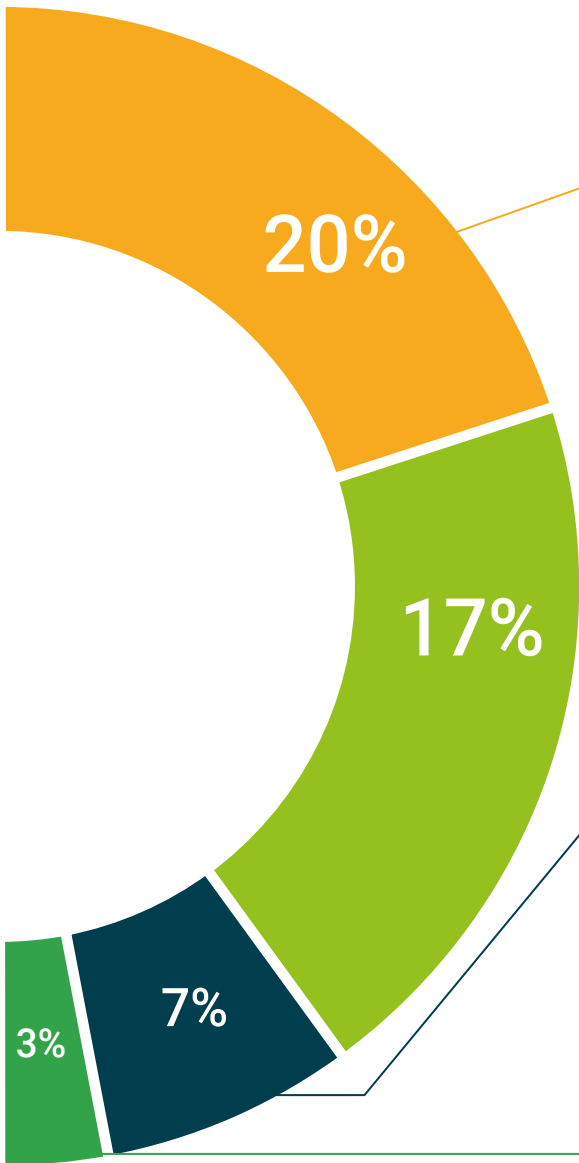
This unique multimedia content presentation training system was awarded by Microsoft as a "European Success Story".



Additional Reading

Recent articles, consensus documents, international guides. in our virtual library you will have access to everything you need to complete your training.





Expert-Led Case Studies and Case Analysis

Effective learning ought to be contextual. Therefore, we will present you with real case developments in which the expert will guide you through focusing on and solving the different situations: a clear and direct way to achieve the highest degree of understanding.



Testing & Re-Testing

We periodically evaluate and re-evaluate your knowledge throughout the program, through assessment and self-assessment activities and exercises: so that you can see how you are achieving your goals.



Classes

There is scientific evidence suggesting that observing third-party experts can be useful.

Learning from an expert strengthens knowledge and memory and generates confidence in our future difficult decisions.



Quick Action Guides

We offer you the most relevant contents of the course in the form of worksheets or quick action guides. A synthetic, practical, and effective way to help you progress in your learning.



06 Certificate

The Postgraduate Diploma in Trauma Emergencies of the Pelvis and Lower Limbs guarantees, in addition to the most rigorous and up-to-date training, access to a Postgraduate Diploma issued by **TECH Technological University**.



“

Successfully complete this training and receive your university qualification without travel or laborious paperwork”

This Postgraduate Diploma in Trauma Emergencies of the Pelvis and Lower Limbs contains the most complete and up-to-date scientific program on the market.

After the student has passed the evaluations, they will receive their corresponding **Postgraduate Diploma** issued by **TECH Technological University** via tracked delivery.

The certificate issued by **TECH Technological University** will specify the qualification obtained through the Postgraduate Diploma, and meets the requirements commonly demanded by labor exchanges, competitive examinations, and professional career evaluation committees.

Title: Postgraduate Diploma in Trauma Emergencies of the Pelvis and Lower Limbs

ECTS: 17

Official Number of Hours: 425



*Apostille Convention. In the event that the student wishes to have their paper diploma Apostilled, TECH EDUCATION will make the necessary arrangements to obtain it at an additional cost of €140 plus shipping costs of the Apostilled diploma.

health future
confidence people
education information tutors
guarantee accreditation teaching
institutions technology learning
community commitment
personalized service innovation
knowledge present
development language
virtual classroom

tech technological
university

Postgraduate Diploma

Trauma Emergencies
of the Pelvis
and Lower Limbs

- » Modality: online
- » Duration: 6 months
- » Certificate: TECH Technological University
- » Dedication: 16h/week
- » Schedule: at your own pace
- » Exams: online

Postgraduate Diploma

Trauma Emergencies of the Pelvis and Lower Limbs

