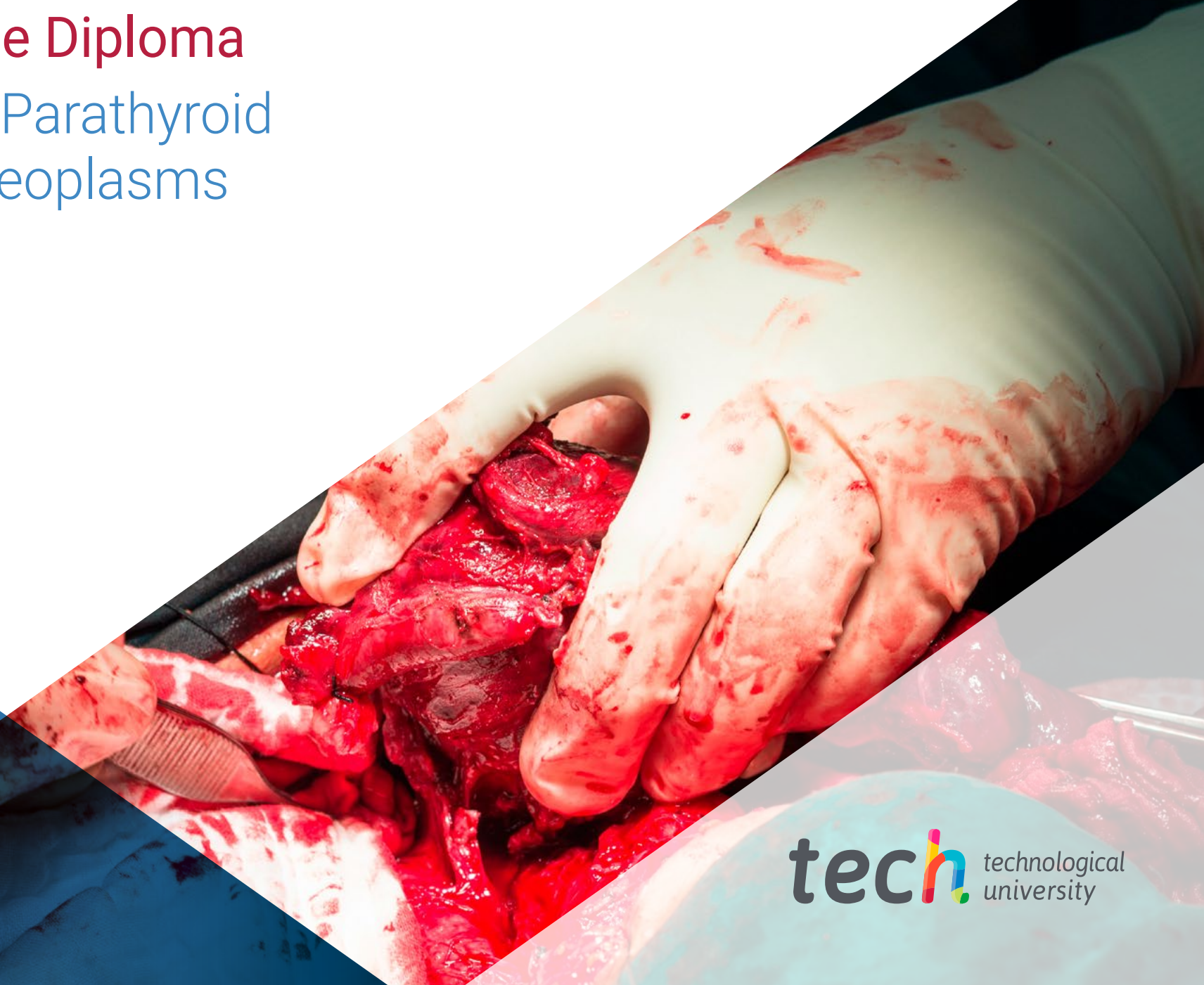


Postgraduate Diploma

Thyroid and Parathyroid Endocrine Neoplasms





Postgraduate Diploma Thyroid and Parathyroid Endocrine Neoplasms

- » Modality: online
- » Duration: 6 months
- » Certificate: TECH Technological University
- » Dedication: 16h/week
- » Schedule: at your own pace
- » Exams: online

Website: www.techtute.com/us/medicine/postgraduate-diploma/postgraduate-diploma-thyroid-parathyroid-endocrine-neoplasms

Index

01

Introduction

p. 4

02

Objectives

p. 8

03

Course Management

p. 12

04

Structure and Content

p. 20

05

Methodology

p. 24

06

Certificate

p. 32

01

Introduction

Cancers are particularly delicate pathologies, but when it comes to types such as Medullary Carcinoma of the Thyroid, they can be especially deadly, given their high aggressiveness. Fortunately, there are treatments to address them, so Medical Professionals can specialize in this field of action to better define their Oncology profile and have the necessary skills to successfully treat these pathologies. Physicians seeking this specialty will find in this TECH program a complete syllabus on Thyroid and Parathyroid Endocrine Neoplasms, among which is the aforementioned Cancer, to adequately prepare for a demanding but rewarding professional future, not only in terms of work prospects, but also salary.





“

With this specialization, you will be gearing your healthcare career toward the most complex and delicate pathologies, giving you an incalculable professional value”

Since Cancerous Pathologies presents a higher propensity in certain demographics, Endocrine Thyroid and Parathyroid Neoplasms are a demanding specialty for physicians, given these cancers can develop greater aggressiveness and, therefore, require a more qualified approach.

For this very reason, TECH has developed this Postgraduate Diploma, so students will learn the Evaluation, Causes and Treatments to be carried out in cases of Parathyroid Tumors, Differentiated Thyroid Carcinomas and Medullary Thyroid Carcinoma. With this specialty of great value in the Oncological field, students can aim for a more prosperous and prestigious future career.

All this added to the ease that TECH offers to take its degrees, as this Postgraduate Diploma can be done completely online. Students are not required to be present in any way, nor to adhere to full schedules, being able to assume the teaching load according to their own interests and pace. All the didactic material is downloadable from the first day, being able to choose where, when and how to study at TECH.

The **Postgraduate Diploma in Thyroid and Parathyroid Endocrine Neoplasms** contains the most complete and up-to-date scientific program on the market. Its most notable features are:

- ♦ Case studies presented by experts in Endocrine Oncologic
- ♦ The graphic, schematic, and eminently practical contents with which they are created, provide scientific and practical information on the disciplines that are essential for professional practice
- ♦ Practical exercises where self-assessment can be used to improve learning
- ♦ Its special emphasis on innovative methodologies
- ♦ Theoretical lessons, questions to the expert, debate forums on controversial topics, and individual reflection assignments
- ♦ Content that is accessible from any fixed or portable device with an Internet connection



Join this Postgraduate Diploma program and start now to increase your future career advancement possibilities in the Oncology field”

“

TECH has arrived to change the rules of online education. Here it is you who has the power to decide how you want to manage your study time”

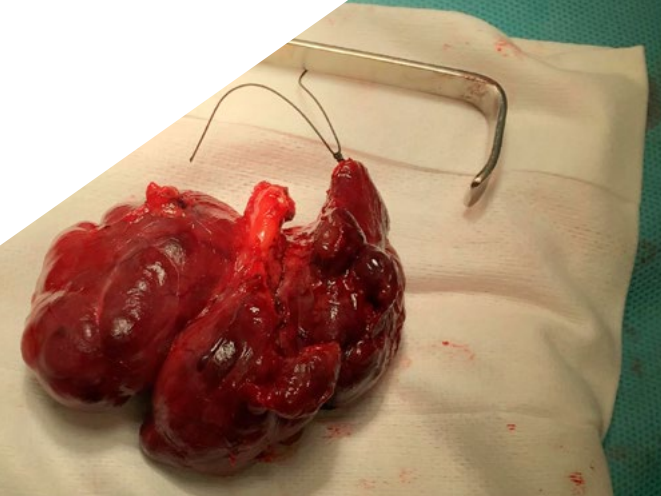
The program's teaching staff includes professionals from the sector who contribute their work experience to this training program, as well as renowned specialists from leading societies and prestigious universities.

The multimedia content, developed with the latest educational technology, will provide the professional with situated and contextual learning, i.e., a simulated environment that will provide immersive training programmed to train in real situations.

This program is designed around Problem Based Learning, whereby the professional must try to solve the different professional practice situations that arise during the academic year. For this purpose, the student will be assisted by an innovative interactive video system created by renowned and experienced experts.

The best Healthcare Professionals choose TECH to train and reach the top of their positions. Do not hesitate and join a superior academic team.

Specialize in Thyroid and Parathyroid Endocrine Neoplasms to stand out as a sought after and reputed Endocrine Oncology Professional.



02

Objectives

The objective of this Postgraduate Diploma is to take its students to the next professional level in their careers, giving them the most advanced knowledge in Thyroid and Parathyroid Endocrine Neoplasms. Thanks to TECH's unique methodology and the high professional quality of its teaching staff, students are ensured to obtain the distinctive qualification that will help them reach the zenith of Endocrine Oncology.





“

*By studying this Postgraduate Diploma at
TECH, you will be betting on a much more
prosperous future for your professional career”*



General Objectives

- ♦ Deepen the knowledge, diagnosis and treatment of Endocrine Oncologic Pathology
- ♦ Achieve an update in the most novel aspects in the Diagnosis and Treatment of Endocrine Oncologic Pathology
- ♦ Advance in the Multidisciplinary Approach essential for the Management of Endocrine Oncologic Pathology

“

You will obtain the necessary set of transversal competences in health organization and communication to become a reference Oncology professional”





Specific Objectives

Module 1. Thyroid Nodule Management: Parathyroid Tumors

- ♦ Gain deeper knowledge of the Thyroid Nodule Approach
- ♦ Delve deeper into the usefulness, characteristics and classifications of Diagnostic Tests
- ♦ Advance in the knowledge of Indications and Complications in Ethanolization and Ablation Techniques
- ♦ Delve deeper into the approach to primary hyperparathyroidism

Module 2. Differentiated Thyroid Carcinoma (DTC)

- ♦ Update knowledge of the pathogenesis of DTC
- ♦ Gain further knowledge of the Diagnosis and Treatment Indications
- ♦ Advance in the knowledge of Target Therapies in Advanced Unresectable DTC
- ♦ Delve deeper into the importance of a Multidisciplinary Approach

Module 3. Medullary Thyroid Carcinoma (MTC): Other Thyroid Carcinomas

- ♦ Delve deeper into the diagnosis and treatment of MTC
- ♦ Gain deeper knowledge of other Malignant Thyroid Tumors
- ♦ Optimize monitoring and prognosis of malignant thyroid tumors not derived from follicular epithelium

03

Course Management

TECH makes every effort to bring together in its university degrees the best possible teaching team, seeking not only academic excellence but also human quality. With professionals willing to give their all to achieve the growth of their students, physicians who chooses this Postgraduate Diploma will have at their disposal personalized attention and support to professionalize in the field of Endocrine Oncology in the best possible way.



“

This is the best opportunity you could have to be welcomed into a team of professional healthcare educators who know what you are looking for and how to get there”

International Guest Director


Dr. R. Michael Tuttle has developed, for more than 3 decades, a successful career in the medical field of Endocrinology. Thanks to his exceptional skills, this expert has received numerous international awards. He has received the Lewis Braverman Lectureship Award from the American Thyroid Association and the Knoll Pharmaceutical Mentor Award from the Endocrine Society.

He has also recently served as Clinical Director of the Endocrine Service at Memorial Sloan Kettering Hospital. He is also a permanent academic collaborator at Cornell University Medical School in New York.

In addition, Dr. Tuttle has distinguished himself on the clinical-research level. Specifically, he has delved deeply into the study of Thyroid Cancer and his work in this field has changed the paradigm regarding differentiated treatments (DTC) for this disease. Prior to his therapeutic innovations, all patients were treated with Total Thyroidectomy and Radioactive Iodine (RAI). However, this expert was one of the pioneers in using serum Thyroglobulin (Tg) as an indicator of residual DTC.

As such, he has led international studies that demonstrated the efficacy of recombinant thyrotropin (rhTSH) in determining TSH-stimulated Tg. This also led to the stratification of patients into risk categories and reduced the number of ionizing radiations. Together with his molecular analyses, his clinical work has opened a new scenario for multikinase inhibitor (TKI) therapies for radioiodine therapy-resistant DTC.

On the other hand, he has been a consultant to the Center for Disease Control for Radiation Exposure of Peoples in the Marshall Islands, the Hanford Downwinder Project, and a consultant to the National Academy of Sciences for Radiation Exposed Populations.



Dr. Tuttle, R. Michael

- Clinical Director of the Endocrinology Service at Memorial Sloan Kettering Cancer Center
- Specialist in Thyroid Cancer and Radioiodine Therapy.
- Academic Advisor, Cornell University Medical School, New York
- Fellowship at the Madigan Army Medical Center
- Residency in Medical Endocrinology at Dwight David Eisenhower Army Medical Center
- M.D. from the University of Louisville
- B.S. in Biology, Northern Kentucky University
- Member of:
 - Endocrine Society
 - American Thyroid Association
 - American Association of Endocrine Surgeons
 - American Association of Clinical Endocrinologists

“

Thanks to TECH, you will be able to learn with the best professionals in the world”

Management



Dr. Álvarez Escola, María Cristina

- Head of the Endocrinology and Nutrition Service at La Paz University Hospital
- Resident Tutor in the Endocrinology and Nutrition Service at the La Paz University Hospital
- Coordinator for the Endocrine Tumors Committee at La Paz University Hospital
- Coordinator for the Pituitary Tumors Committee and the Selar Area at La Paz University Hospital
- Coordinator for the SENDIMAD Neuroendocrinology Group
- Member of the National Commission of Endocrinology and Nutrition, Ministry of Health, Spain
- PhD in Medicine and Surgery from the University of Alcalá de Henares

Co-Direction**Dr. Fernández Martínez, Alberto**

- Assistant Physician Specialist in General Endocrinology at Móstoles University Hospital
- Attending physician specializing in Endocrinology and Nutrition at La Paz University Hospital
- Degree in Medicine from the University of Barcelona
- Postgraduate Specialization in Neuroendocrinology at the Oxford Centre for Diabetes, Endocrinology and Metabolism
- Endocrinology Team Assistant responsible for educational activities for diabetic patients at the Gran Canaria Diabetic Association
- Collaborating monitor for health education activities for diabetic patients

**Dr. Blanco Carrera, Concepción**

- Endocrinology and Nutrition Resident Tutor at Príncipe de Asturias Hospital
- Specialist Physician in Endocrinology and Nutrition, Area III Specialized Care
- Medical Specialist in the Endocrinology Service at Albacete General Hospital
- PhD in Medicine and Surgery from the Autonomous University of Madrid.
- Specialist in Endocrinology and Nutrition, MIR training at Puerta de Hierro Hospital
- Master's Degree in Health Care Unit Clinical Management from Universidad Internacional Menéndez Pelayo

Professors

Dr. Familiar Casado, Cristina

- ♦ Medical Specialist in Endocrinology and Nutrition at San Carlos Clinic University Hospital
- ♦ Member of the Tumor Committee at San Carlos Clinic University Hospital
- ♦ Responsible for Thyroid Nodule Monographic Consultations
- ♦ Degree in Medicine and Surgery from the Complutense University of Madrid
- ♦ Specialist in Endocrinology, Metabolism and Nutrition, MIR training at Hospital Clínico Universitario San Carlos in Madrid

Dr. Riesco Eizaguirre, Garcilaso

- ♦ Head of the Endocrinology and Nutrition Service at Móstoles University Hospital
- ♦ PhD in Medicine from the Autonomous University in Madrid
- ♦ Degree in Medicine and Surgery from the University of Alcalá de Henares
- ♦ Master's Degree in Health Care Unit Clinical Management from Universidad Internacional Menéndez Pelayo

Dr. Anda Apiñániz, Emma

- ♦ Head of the Endocrinology and Nutrition Service at the Navarra Hospital Complex
- ♦ Teaching Coordinator for the Endocrinology and Nutrition Service at Navarra Hospital Complex
- ♦ Degree in Medicine from the University of Navarra
- ♦ PhD in Endocrinology at Hospital de Navarra
- ♦ Master's Degree in Health Management from Menéndez Pelayo International University



04

Structure and Content

Since this particular field of Endocrine Oncology is one with many possibilities for student growth, the teaching team has elaborated the present program using the most innovative educational methodology. This includes a large number of practical cases students will use to contextualize all the knowledge acquired and to learn *in situ* how to deal with issues such as the Approach to Primary Hyperparathyroidism or the Surgical Treatment for Medullary Thyroid Carcinoma.





“

Thanks to the hyper-specialized approach of this Oncology program, you'll get the career advancement you're looking for in the shortest possible time”

Module 1. Thyroid Nodule Management: Parathyroid Tumors

- 1.1. Causes of Nodular Thyroid Disease: Thyroid Incidentaloma
- 1.2. Nodular Thyroid Disease Evaluation: Data Suggesting Malignancy Suspicion
 - 1.2.1. Clinical Data, Personal History, Family History
 - 1.2.2. Exploration Data: Laboratory Data
- 1.3. Ultrasound in the Evaluation of Nodular Thyroid Disease
 - 1.3.1. Cervical Ultrasound
 - 1.3.2. TI-RADS Classification: American Thyroid Association (ATA) Classification
- 1.4. Thyroid Gammagraphy: Other Imaging Techniques
- 1.5. Nodular Thyroid Disease Cytological Studies
 - 1.5.1. Fine Needle Aspiration Puncture (FNA) with Ultrasound Monitoring
 - 1.5.2. Bethesda's Classification
- 1.6. Hyperthyroidism Caused by Hyperfunctioning Thyroid Nodule: Hyperfunctioning Multinodular Goiter Treatment
- 1.7. Molecular Markers Use: What to Do with a Bethesda III?
- 1.8. Nodular Thyroid Disease Surgical Treatment
 - 1.8.1. Indications
 - 1.8.2. Types of Treatment
- 1.9. Other Treatments
 - 1.9.1. Ethanolization
 - 1.9.2. Laser Thermal Ablation
 - 1.9.3. Radiofrequency Thermal Ablation
- 1.10. Approach to Primary Hyperparathyroidism
 - 1.10.1. Classification
 - 1.10.2. Biochemical Diagnosis
 - 1.10.3. Imaging Tests
 - 1.10.4. Treatment



Module 2. Differentiated Thyroid Carcinoma (DTC)

- 2.1. Molecular Aspects of Differentiated Thyroid Carcinoma: Clinical Implications
- 2.2. Pathological Anatomy of Thyroid Carcinoma: Classification
- 2.3. Follicular Neoplasm with Papillary-Like Changes (FANFIC)
- 2.4. Papillary Microcarcinoma
 - 2.4.1. Is Only Monitoring Possible?
 - 2.4.2. When to Treat
 - 2.4.3. How to Treat
- 2.5. Initial Staging 8th Classification Differences with the 7th Classification
- 2.6. Surgical Treatment
 - 2.6.1. Initial Surgical Treatment
 - 2.6.2. Relapse Treatment
- 2.7. Radioiodine Treatment
 - 2.7.1. When to Treat
 - 2.7.2. Treatment Dose
 - 2.7.3. Radioiodine Refractoriness
- 2.8. Monitoring: Dynamic Risk Staging
- 2.9. Treatment for Advanced Unresectable DTC
- 2.10. Importance of Tumor Committees and Patient Associations
 - 2.10.1. Multidisciplinary Approach
 - 2.10.2. Role of Patient Associations: AECAT (Spanish Association of Thyroid Cancer)

Module 3. Medullary Thyroid Carcinoma (MTC): Other Thyroid Carcinomas

- 3.1. Medullary Thyroid Carcinoma (MTC)
 - 3.1.1. Introduction: Epidemiology
 - 3.1.2. Classification: Anatomopathological Features
 - 3.1.3. Clinical Manifestations
 - 3.1.4. Genetic Studies
- 3.2. MTC: Initial Staging Dynamic Risk Staging
- 3.3. Diagnosis of CMT
 - 3.3.1. Laboratory Tests
 - 3.3.2. Imaging Tests
 - 3.3.3. FNA with Ultrasound Monitoring
- 3.4. MTC: Surgical Treatment
 - 3.4.1. Surgical Scope
 - 3.4.2. Surgical Treatment for Relapse
 - 3.4.3. Surgical Treatment for Metastasis
- 3.5. MTC: Radiotherapy: Radionuclide Therapy
- 3.6. MTC: Advanced Unresectable Disease Treatment
 - 3.6.1. Tyrosine Kinase Inhibitors
 - 3.6.2. Other Treatments
- 3.7. MTC: Monitoring: Prognosis
- 3.8. Poorly Differentiated Thyroid Carcinoma: Anaplastic Carcinoma
- 3.9. Thyroid Lymphoma and Other Rare Thyroid Malignancies: Metastases of Other Tumors

05 Methodology

This academic program offers students a different way of learning. Our methodology uses a cyclical learning approach: **Relearning**.

This teaching system is used, for example, in the most prestigious medical schools in the world, and major publications such as the **New England Journal of Medicine** have considered it to be one of the most effective.



“

Discover Relearning, a system that abandons conventional linear learning, to take you through cyclical teaching systems: a way of learning that has proven to be extremely effective, especially in subjects that require memorization"

At TECH we use the Case Method

What should a professional do in a given situation? Throughout the program, students will face multiple simulated clinical cases, based on real patients, in which they will have to do research, establish hypotheses, and ultimately resolve the situation. There is an abundance of scientific evidence on the effectiveness of the method. Specialists learn better, faster, and more sustainably over time.

With TECH you will experience a way of learning that is shaking the foundations of traditional universities around the world.



According to Dr. Gérvas, the clinical case is the annotated presentation of a patient, or group of patients, which becomes a "case", an example or model that illustrates some peculiar clinical component, either because of its teaching power or because of its uniqueness or rarity. It is essential that the case is based on current professional life, trying to recreate the real conditions in the physician's professional practice.

“

Did you know that this method was developed in 1912, at Harvard, for law students? The case method consisted of presenting students with real-life, complex situations for them to make decisions and justify their decisions on how to solve them. In 1924, Harvard adopted it as a standard teaching method.

The effectiveness of the method is justified by four fundamental achievements:

1. Students who follow this method not only achieve the assimilation of concepts, but also a development of their mental capacity, through exercises that evaluate real situations and the application of knowledge.
2. Learning is solidly translated into practical skills that allow the student to better integrate into the real world.
3. Ideas and concepts are understood more efficiently, given that the example situations are based on real-life.
4. Students like to feel that the effort they put into their studies is worthwhile. This then translates into a greater interest in learning and more time dedicated to working on the course.



Relearning Methodology

At TECH we enhance the Harvard case method with the best 100% online teaching methodology available: *Relearning*.

This university is the first in the world to combine the study of clinical cases with a 100% online learning system based on repetition, combining a minimum of 8 different elements in each lesson, a real revolution with respect to the mere study and analysis of cases.

Professionals will learn through real cases and by resolving complex situations in simulated learning environments. These simulations are developed using state-of-the-art software to facilitate immersive learning.



At the forefront of world teaching, the *Re-learning* method has managed to improve the overall satisfaction levels of professionals who complete their studies, with respect to the quality indicators of the best online university (Columbia University).

With this methodology, more than 250,000 physicians have been trained with unprecedented success in all clinical specialties regardless of surgical load. Our pedagogical methodology is developed in a highly competitive environment, with a university student body with a strong socioeconomic profile and an average age of 43.5 years old.

Relearning will allow you to learn with less effort and better performance, involving you more in your specialization, developing a critical mindset, defending arguments, and contrasting opinions: a direct equation to success.

In our program, learning is not a linear process, but rather a spiral (learn, unlearn, forget, and re-learn). Therefore, we combine each of these elements concentrically.

The overall score obtained by TECH's learning system is 8.01, according to the highest international standards.



This program offers the best educational material, prepared with professionals in mind:



Study Material

All teaching material is produced by the specialists who teach the course, specifically for the course, so that the teaching content is highly specific and precise.

These contents are then applied to the audiovisual format, to create the TECH online working method. All this, with the latest techniques that offer high quality pieces in each and every one of the materials that are made available to the student.



Surgical Techniques and Procedures on Video

TECH introduces students to the latest techniques, the latest educational advances and to the forefront of current medical techniques. All of this in direct contact with students and explained in detail so as to aid their assimilation and understanding. And best of all, you can watch the videos as many times as you like.



Interactive Summaries

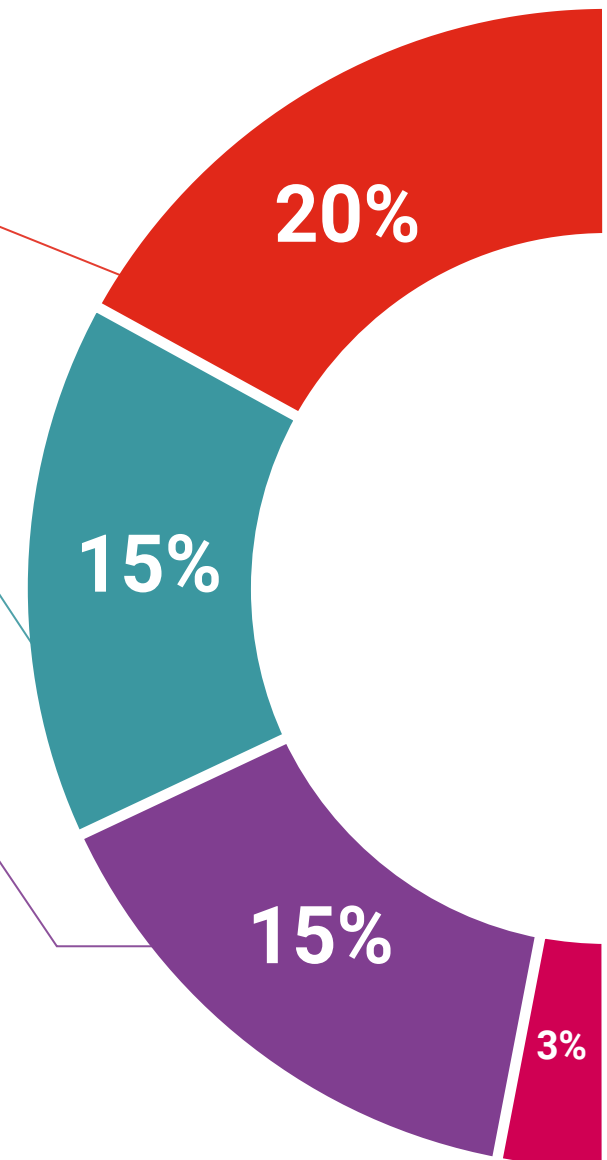
The TECH team presents the contents attractively and dynamically in multimedia lessons that include audio, videos, images, diagrams, and concept maps in order to reinforce knowledge.

This exclusive educational system for presenting multimedia content was awarded by Microsoft as a "European Success Story".



Additional Reading

Recent articles, consensus documents and international guidelines, among others. In TECH's virtual library, students will have access to everything they need to complete their course.





Expert-Led Case Studies and Case Analysis

Effective learning ought to be contextual. Therefore, TECH presents real cases in which the expert will guide students, focusing on and solving the different situations: a clear and direct way to achieve the highest degree of understanding.



Testing & Retesting

We periodically evaluate and re-evaluate students' knowledge throughout the program, through assessment and self-assessment activities and exercises, so that they can see how they are achieving their goals.



Classes

There is scientific evidence on the usefulness of learning by observing experts: The system termed Learning from an Expert strengthens knowledge and recall capacity, and generates confidence in the face of difficult decisions in the future.



Quick Action Guides

TECH offers the most relevant contents of the course in the form of worksheets or quick action guides. A synthetic, practical, and effective way to help students progress in their learning.



06 Certificate

The Postgraduate Diploma in Thyroid and Parathyroid Endocrine Neoplasms guarantees, in addition to the most rigorous and up-to-date training, access to a qualification issued by TECH Technological University.



“

Successfully complete this training program and receive your diploma without travel or laborious paperwork”

This **Postgraduate Diploma in Thyroid and Parathyroid Endocrine Neoplasms** is the most complete and up-to-date scientific program on the market.

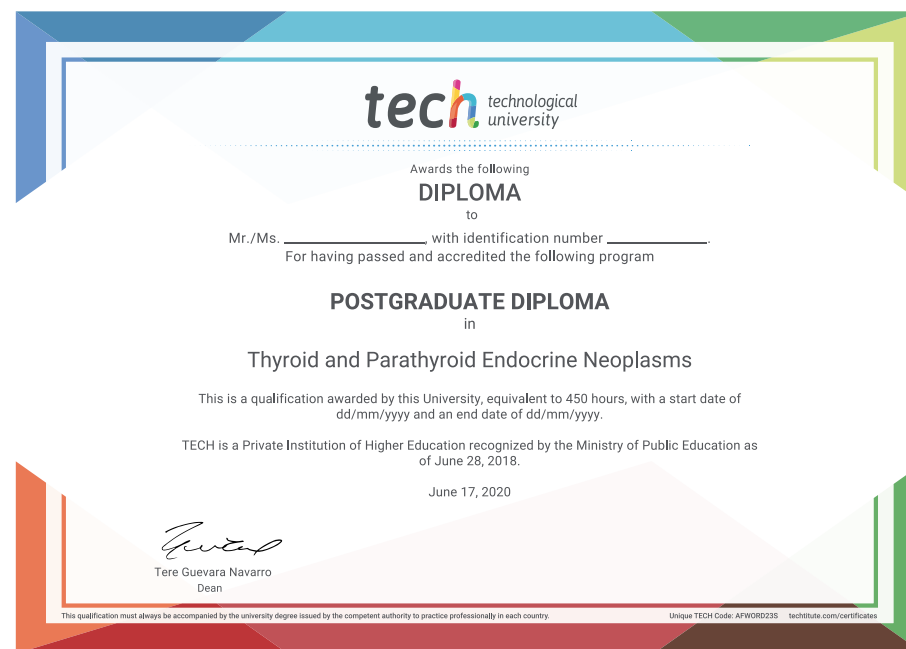
After the student has passed the assessments, they will receive their corresponding **Postgraduate Diploma** issued by **TECH Technological University** via tracked delivery*.

The diploma issued by TECH Technological University will reflect the qualification obtained in the Postgraduate Diploma, and meets the requirements commonly demanded by job exchanges, competitive examinations and professional career evaluation committees.

Title: **Postgraduate Diploma in Thyroid and Parathyroid Endocrine Neoplasms**

ECTS: **18**

Official Number of Hours: **450 h.**



*Apostille Convention. In the event that the student wishes to have their paper diploma issued with an apostille, TECH EDUCATION will make the necessary arrangements to obtain it, at an additional cost.

future
health confidence people
education information tutors
guarantee accreditation teaching
institutions technology learning
community commitment
personalized service innovation
knowledge present
online training
development language
virtual classroom



Postgraduate Diploma
Thyroid and Parathyroid
Endocrine Neoplasms

- » Modality: online
- » Duration: 6 months
- » Certificate: TECH Technological University
- » Dedication: 16h/week
- » Schedule: at your own pace
- » Exams: online

Postgraduate Diploma

Thyroid and Parathyroid Endocrine Neoplasms

