


# Postgraduate Diploma

## Techniques in Pediatric Gastroenterology





## Postgraduate Diploma Techniques in Pediatric Gastroenterology

- » Modality: online
- » Duration: 6 months
- » Certificate: TECH Technological University
- » Dedication: 16h/week
- » Schedule: at your own pace
- » Exams: online

Website: [www.techtitute.com/us/medicine/postgraduate-diploma/postgraduate-diploma-techniques-pediatric-gastroenterology](http://www.techtitute.com/us/medicine/postgraduate-diploma/postgraduate-diploma-techniques-pediatric-gastroenterology)

# Index

01

Introduction

---

*p. 4*

02

Objectives

---

*p. 8*

03

Course Management

---

*p. 12*

04

Structure and Content

---

*p. 16*

05

Methodology

---

*p. 20*

06

Certificate

---

*p. 28*

# 01 Introduction

The subspecialty of Pediatric Gastroenterology, Hepatology and Nutrition, due to the broad field covered and the incidence and prevalence of the pathologies included in its body of knowledge, is one of the most demanded by the population, as well as being one of the ones that most develops year after year.





“

*Improve your knowledge through this program, where you will find the best didactic material with real clinical cases. Learn here about the latest advances in the specialty to be able to perform a quality medical practice"*

Given the growing number of publications that are published daily at the international level in the field of study of the specialty, it is difficult to keep up to date in an adequate manner.

Pharmacological advances, advances in diagnostic and monitoring technology, as well as the special development of techniques applied to the specialty, have all led to great transformations that imply the need for up-to-date training at all levels.

Pediatric gastroenterologists, as a central figure in permanent contact with the patient, are the key figure on whom to focus this necessary up-to-date training that will allow them to obtain a better perspective of each individual patient.

Both the pediatrician with special interest in the area and the subspecialist in charge of its development have, with this Postgraduate Diploma, the opportunity to complement their knowledge with a detailed and up-to-date review of the most relevant technological and conceptual advances in the field.

This Postgraduate Diploma in Techniques in Pediatric Gastroenterology contains the most complete and up-to-date scientific program on the market. The most important features include:

- ♦ Clinical cases presented by experts in the different specialties.
- ♦ The graphic, schematic, and practical contents with which they are created provide scientific and practical information on the disciplines that are essential for professional practice.
- ♦ Latest information on Techniques in Pediatric Gastroenterology.
- ♦ An algorithm-based interactive learning system for decision-making in the clinical situations presented throughout the course.
- ♦ With special emphasis on evidence-based medicine and research methodologies in gastroenterology.
- ♦ All of this will be complemented by theoretical lessons, questions to the expert, debate forums on controversial topics, and individual reflection assignments.
- ♦ Content that is accessible from any fixed or portable device with an Internet connection



*Increase your skills in  
Gastroenterology techniques in  
children through this program"*

“

*This Postgraduate Diploma is the best investment you can make when selecting a refresher program, for two reasons: in addition to updating your knowledge in Techniques in Pediatric Gastroenterology, you will obtain a Postgraduate Diploma from TECH Technological University”*

Forming part of the teaching staff is a group of professionals in the world of Gastroenterology, who bring to this program their work experience, as well as a group of renowned specialists, recognised by esteemed scientific communities.

The multimedia content developed with the latest educational technology will provide the professional with situated and contextual learning, i.e., a simulated environment that will provide immersive training program to train in real situations.

This program is designed around Problem-Based Learning, whereby the professional must try to solve the different professional practice situations that arise throughout the program. For this reason, you will be assisted by an innovative, interactive video system created by renowned and experienced experts in the field of gastroenterology with extensive teaching experience.

*This Postgraduate Diploma offers training in simulated environments, which provides an immersive learning experience designed to train for real-life situations.*

*It includes clinical cases to bring the program as close as possible to the reality of care in medicine.*



# 02 Objectives

The main objective of the program is the development of theoretical and practical learning, so that the doctor is able to master the latest techniques in pediatric gastroenterology in a practical and rigorous manner.







“

*This refresher program will generate a sense of confidence when practising medicine, which will help you grow both personally and professionally”*



## General Objectives

---

- Update the knowledge of the pediatrician with special preparation and interest in the field of pediatric gastroenterology.
- Promote work strategies based on a comprehensive approach to the patient as a standard model for achieving excellent care
- Encourage the acquisition of technical skills and abilities, through a powerful audiovisual system, and the possibility of development through online simulation workshops and/or specific training
- Encourage professional stimulation through continuous education and research



*Make the most of the opportunity and take the step to get up to date on the latest developments in Techniques in Pediatric Gastroenterology”*





## Specific Objectives

---

### Module 1. Techniques in Pediatric Gastroenterology

- ◆ Detail the possible biochemical determinations in blood, urine, feces and sweat related to Pediatric Gastroenterology and their interpretation
- ◆ Detail upper and lower gastrointestinal endoscopy in pediatric patients, its technique, applications and findings
- ◆ Deepen understanding of the pathological anatomy of biopsy specimens, their collection and interpretation.
- ◆ Describe the different exhaled air tests available and their interpretation.
- ◆ Learn the applications of capsuloendoscopy in pediatrics and how to interpret its findings
- ◆ Explain the applications of endoscopic retrograde cholangiopancreatography
- ◆ Expand expertise in malabsorption and pancreatic insufficiency research
- ◆ Gain in-depth knowledge of the indication and interpretation of the different radiological techniques at the abdominal level
- ◆ Learn the indications and interpretation of gastrointestinal and hepatobiliary ultrasound
- ◆ Update the knowledge about endorectal ultrasound in pediatrics
- ◆ Update the indications and interpretation of abdominal CT and MRI
- ◆ Learn about radioisotope studies, their indications and possibilities
- ◆ Learn how to interpret anorectal and esophageal manometry extensively
- ◆ Learn how to interpret esophageal pH-metry and impedancemetry extensively
- ◆ Define possible microbiological studies, indications and interpretation in digestive pathology.
- ◆ Explain new molecular biology techniques and their applications
- ◆ Describe the indications for exploratory laparoscopy

### Module 2. Gastrohepatology: New Paths Opening the Door to Innovation

- ◆ Delve into the knowledge of chronobiology applied to the digestive system, its practical

applications and future challenges

- ◆ Expand knowledge on the applications of epigenetics in pediatric gastroenterology
- ◆ Describe the methods of study of the intestinal microbiota and their applications, as well as to deepen knowledge of probiotic therapy
- ◆ Deepen understanding of the molecular, genetic and microbiological aspects of obesity, its current problems and the implication of gastroenterology in its approach
- ◆ Explain current technological advances in diagnostic instrumentation with a special focus on new endoscopic technologies
- ◆ Delve into the applications of telemedicine for education and monitoring of patients with digestive pathology, with special emphasis on *wearable* devices
- ◆ Explain the different social networks and their potential usefulness in the field of pediatric gastroenterology



# 03 Course Management

This program includes highly regarded health professionals in the field of gastroenterology in its teaching staff, who bring the experience of their work to this training.

In addition, renowned specialists, members of prestigious national and international scientific communities, are involved in designing and preparing the program.







“

*Learn about the latest advances in Techniques in Pediatric Gastroenterology from leading professionals"*

## Management



### Dr. Negre Policarpo, Sergio

- ♦ Head of the Pediatric Gastroenterology and Nutrition Section at the Quironsalud Hospital
- ♦ Doctor of Medicine
- ♦ Specialist Pediatrician
- ♦ In charge of scientific, educational and teaching projects of the Pediatrics Department of Quirón Valencia
- ♦ Attending Pediatrician at La Fe Hospital Valencia

## Professors

### Dr. Blesa Baviera, Luis

- ♦ Pediatrician Specialist
- ♦ Serrería II Health Center, Valencia

### Dr. González de Caldas Marchal, Rafael

- ♦ Infant Liver Transplant Program in the Andalusian Health System

### Dr. Pereda López, Antonio

- ♦ Specialist in Pediatric Gastroenterology, La Fe Polytechnic and University Hospital, Valencia, Valencia

### Dr. Quiles Catalá, Amparo

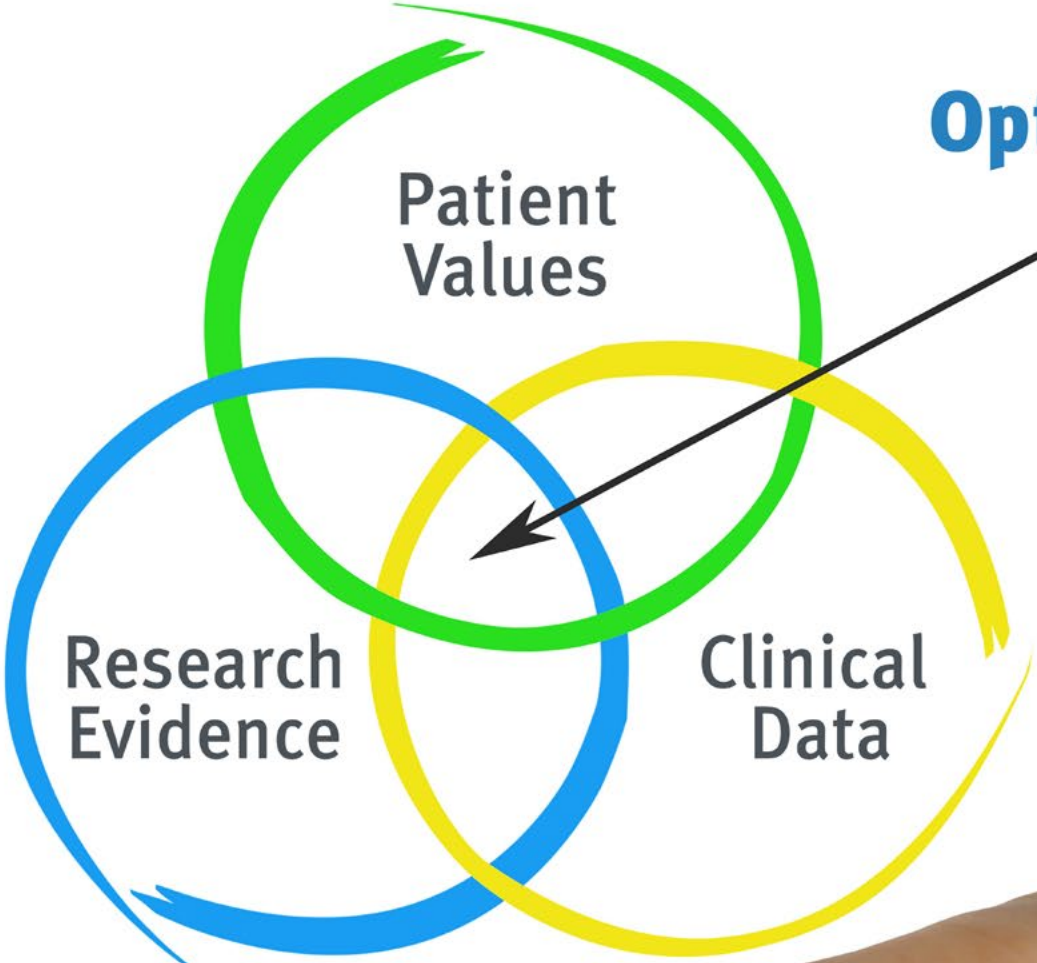
- ♦ Specialist in Pediatric Gastroenterology, Quirónsalud Valencia Hospital,()

### Dr. Rodríguez Herrera, Alfonso

- ♦ Specialist in Pediatric Gastroenterology, Hispalense Institute of Pediatrics, Pablo de Olavide University, Seville

### Dr. Ynga Durand, Mario Alberto

- ♦ Specialist in Allergy and Clinical Immunology, National Polytechnic Institute, Mexican Academy of Pediatrics
- ♦ Pediatrician Specialist
- ♦ Professor of the National Program for the Prevention of Chronic Degenerative Diseases



# 04

# Structure and Content

The structure of the contents has been designed by a team of professionals knowledgeable about the implications of specialization in daily medical practice, aware of the relevance of current information, to be able to act before the patient with gastroenterological pathology and committed to quality teaching through new educational technologies.







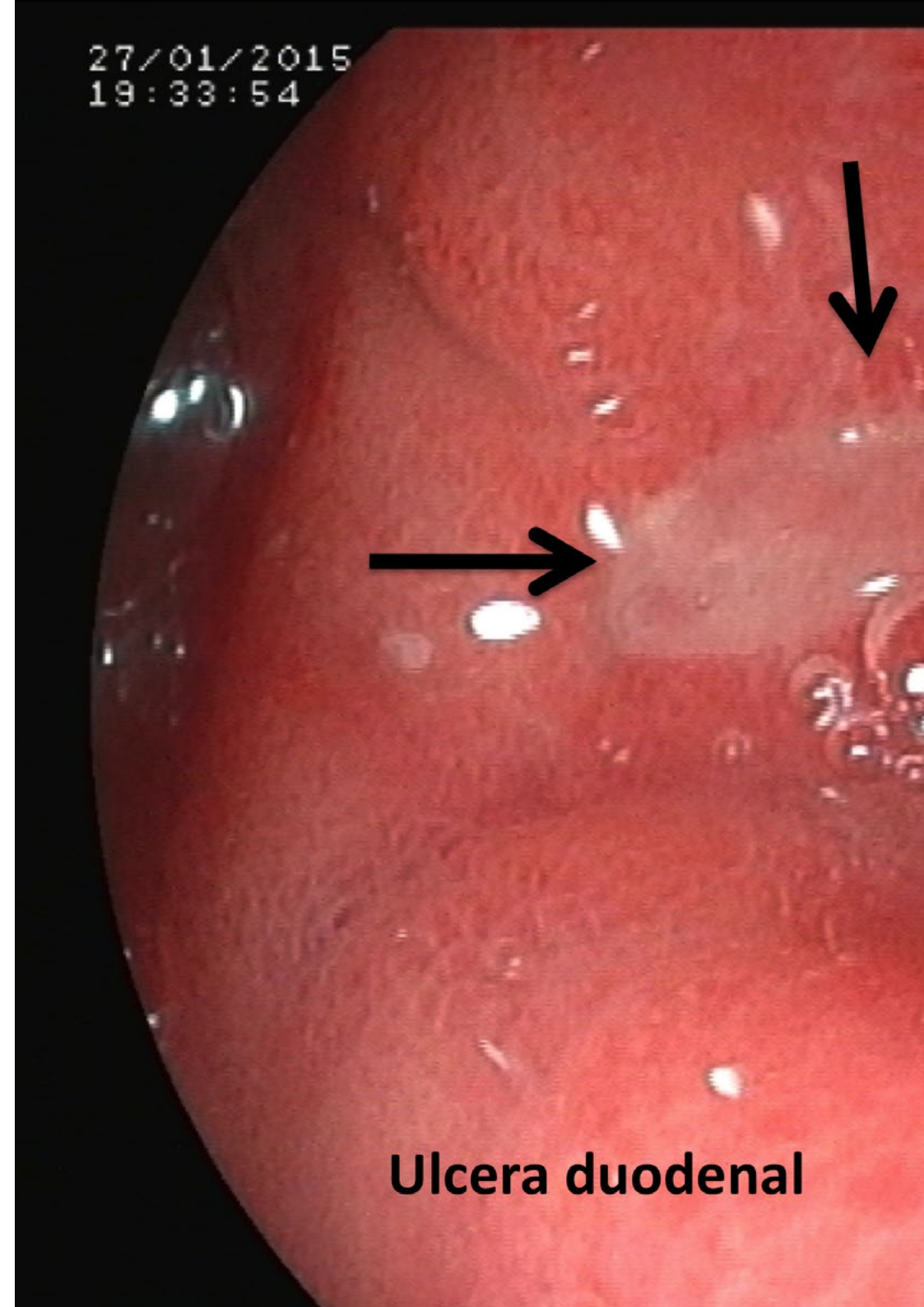
“

*A unique, key, and decisive  
program to boost your professional  
development”*

27/01/2015  
19:33:54

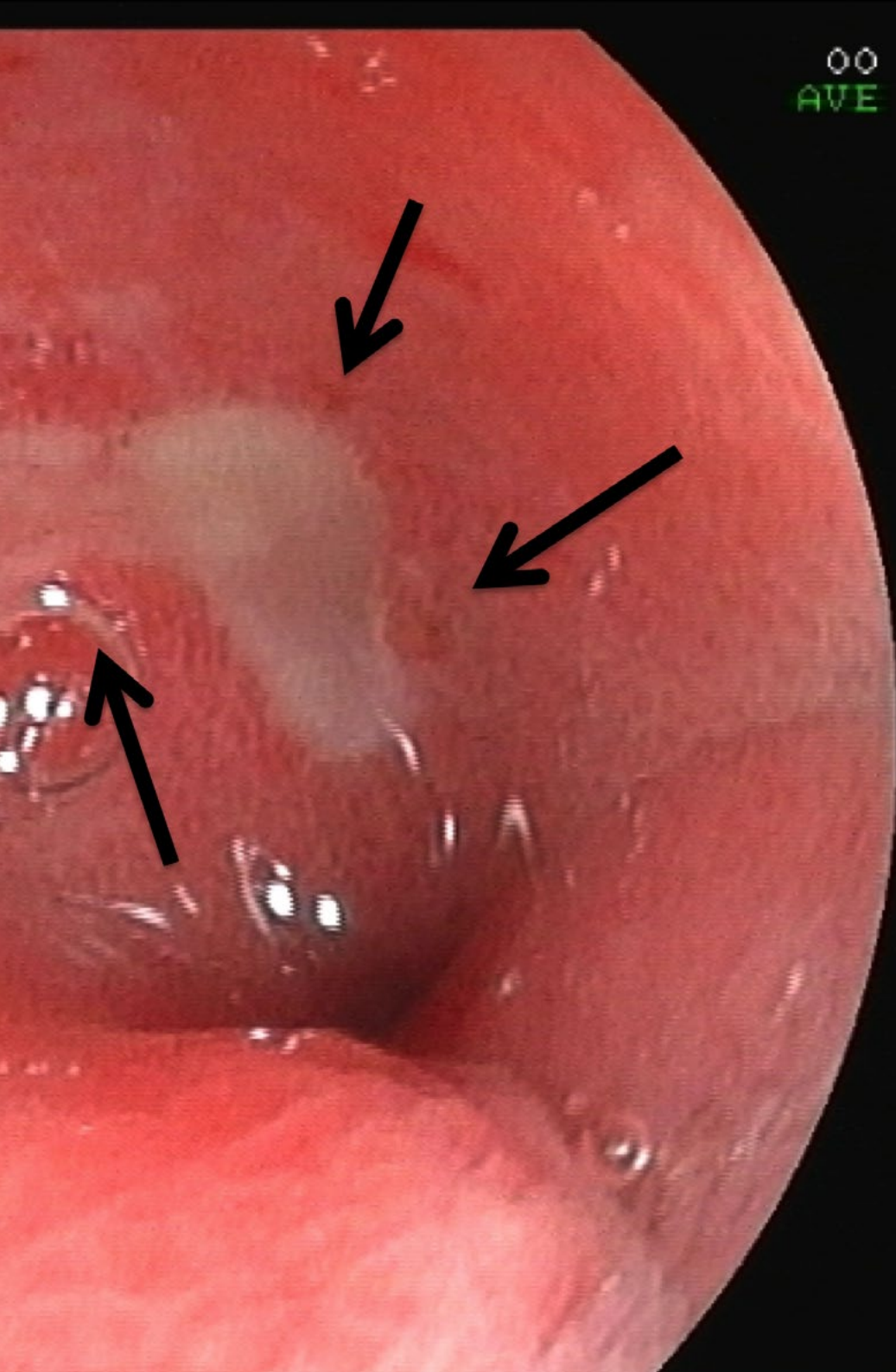
### Module 1. Techniques in Pediatric Gastroenterology

- 1.1. Nutritional Assessment
- 1.2. Biochemical Determinations in Blood, Urine, Feces and Sweat
- 1.3. Digestive Endoscopy Esophago-Gastroscopy and Colonoscopy in Pediatrics
- 1.4. Biopsies
- 1.5. Exhaled Air Test
- 1.6. Capsuloendoscopy in Pediatrics
- 1.7. Endoscopic Retrograde Cholangiopancreatography
- 1.8. Malabsorption and Pancreatic Insufficiency Studies
- 1.9. Gastrointestinal Tract Radiology
- 1.10. Gastrointestinal and Hepatobiliary Ultrasound
- 1.11. Endorectal Ultrasound in Pediatrics
- 1.12. Abdominal Computed Tomography and MRI in Pediatric Gastroenterology
- 1.13. Radioisotope Studies
- 1.14. Anorectal and Esophageal Manometry
- 1.15. Esophageal PH-Metry and Impedanciometry
- 1.16. Microbiological Studies.
- 1.17. Molecular Biology Techniques
- 1.18. Exploratory Laparoscopy:



**Ulcera duodenal**





00  
AVE

## Module 2. Gastrohepatology: New Paths Opening the Door to Innovation

- 2.1. Chronobiology and Digestive Physiopathology
- 2.2. Epigenetics and Pediatric Gastroenterology
- 2.3. The Role of Intestinal Microbiota in Childhood Health and Illness
- 2.4. Study of the Intestinal Microbiota Probiotic Therapy in Pediatrics
- 2.5. Diet and Microbiota Impact on Health
- 2.6. Obesity and Digestive System Molecular, Genetic and Microbiological Approach to a Current Epidemic
- 2.7. Advances in Diagnostic Instruments Narrow Band Endoscopy Fluorescence Endoscopy Chromoendoscopy, Confocal Endoscopy and 360° Vision
- 2.8. Telemedicine Applications in the Education and Monitoring of Patients With Digestive Pathologies *Wearables*
- 2.9. Social Media and Pediatric Gastroenterology

# 05 Methodology

This academic program offers students a different way of learning. Our methodology uses a cyclical learning approach: **Relearning**.

This teaching system is used, for example, in the most prestigious medical schools in the world, and major publications such as the **New England Journal of Medicine** have considered it to be one of the most effective.





“

*Discover Relearning, a system that abandons conventional linear learning, to take you through cyclical teaching systems: a way of learning that has proven to be extremely effective, especially in subjects that require memorization"*

## At TECH, we use the Case Method

What should a professional do in a given situation? Throughout the program, students will face multiple simulated clinical cases, based on real patients, in which they will have to do research, establish hypotheses, and ultimately resolve the situation. There is an abundance of scientific evidence on the effectiveness of the method. Specialists learn better, faster, and more sustainably over time.

*With TECH you will experience a way of learning that is shaking the foundations of traditional universities around the world.*



According to Dr. Gérvas, the clinical case is the annotated presentation of a patient, or group of patients, which becomes a "case", an example or model that illustrates some peculiar clinical component, either because of its teaching power or because of its uniqueness or rarity. It is essential that the case is based on current professional life, trying to recreate the real conditions in the physician's professional practice.

“

*Did you know that this method was developed in 1912, at Harvard, for law students? The case method consisted of presenting students with real-life, complex situations for them to make decisions and justify their decisions on how to solve them. In 1924, Harvard adopted it as a standard teaching method.*

The effectiveness of the method is justified by four fundamental achievements:

1. Students who follow this method not only achieve the assimilation of concepts, but also a development of their mental capacity, through exercises that evaluate real situations and the application of knowledge.
2. Learning is solidly translated into practical skills that allow the student to better integrate into the real world.
3. Ideas and concepts are understood more efficiently, given that the example situations are based on real-life.
4. Students like to feel that the effort they put into their studies is worthwhile. This then translates into a greater interest in learning and more time dedicated to working on the course.





## Relearning Methodology

TECH effectively combines the Case Study methodology with a 100% online learning system based on repetition, which combines 8 different teaching elements in each lesson.

We enhance the Case Study with the best 100% online teaching method: Relearning.

*Professionals will learn through real cases and by resolving complex situations in simulated learning environments. These simulations are developed using state-of-the-art software to facilitate immersive learning.*



At the forefront of world teaching, the Relearning method has managed to improve the overall satisfaction levels of professionals who complete their studies, with respect to the quality indicators of the best online university (Columbia University).

With this methodology, more than 250,000 physicians have been trained with unprecedented success in all clinical specialties regardless of surgical load. Our pedagogical methodology is developed in a highly competitive environment, with a university student body with a strong socioeconomic profile and an average age of 43.5 years old.

*Relearning will allow you to learn with less effort and better performance, involving you more in your specialization, developing a critical mindset, defending arguments, and contrasting opinions: a direct equation to success.*

In our program, learning is not a linear process, but rather a spiral (learn, unlearn, forget, and re-learn). Therefore, we combine each of these elements concentrically.

The overall score obtained by TECH's learning system is 8.01, according to the highest international standards.



This program offers the best educational material, prepared with professionals in mind:



#### Study Material

All teaching material is produced by the specialists who teach the course, specifically for the course, so that the teaching content is highly specific and precise.

These contents are then adapted in audiovisual format, to create the TECH online working method. All this, with the latest techniques that offer high-quality pieces in each and every one of the materials that are made available to the student.



#### Surgical Techniques and Procedures on Video

TECH introduces students to the latest techniques, the latest educational advances and to the forefront of current medical techniques. All of this in direct contact with students and explained in detail so as to aid their assimilation and understanding. And best of all, you can watch the videos as many times as you like.



#### Interactive Summaries

The TECH team presents the contents attractively and dynamically in multimedia lessons that include audio, videos, images, diagrams, and concept maps in order to reinforce knowledge.

This exclusive educational system for presenting multimedia content was awarded by Microsoft as a "European Success Story".



#### Additional Reading

Recent articles, consensus documents and international guidelines, among others. In TECH's virtual library, students will have access to everything they need to complete their course.







#### Expert-Led Case Studies and Case Analysis

Effective learning ought to be contextual. Therefore, TECH presents real cases in which the expert will guide students, focusing on and solving the different situations: a clear and direct way to achieve the highest degree of understanding.



#### Testing & Retesting

We periodically evaluate and re-evaluate students' knowledge throughout the program, through assessment and self-assessment activities and exercises, so that they can see how they are achieving their goals.



#### Classes

There is scientific evidence on the usefulness of learning by observing experts. The system known as Learning from an Expert strengthens knowledge and memory, and generates confidence in future difficult decisions.



#### Quick Action Guides

TECH offers the most relevant contents of the course in the form of worksheets or quick action guides. A synthetic, practical, and effective way to help students progress in their learning.



06

# Certificate

The Postgraduate Diploma in Techniques in Pediatric Gastroenterology guarantees students, in addition to the most rigorous and up-to-date education, access to a Postgraduate Diploma issued by TECH Technological University.



“

*Successfully complete this program  
and receive your university qualification  
without having to travel or fill out laborious  
paperwork”*



This **Postgraduate Diploma in Techniques in Pediatric Gastroenterology** contains the most complete and up-to-date scientific program on the market.

After the student has passed the assessments, they will receive their corresponding **Postgraduate Diploma**, issued by **TECH Technological University** via tracked delivery.

The diploma issued by TECH Technological University will reflect the qualification obtained in the Postgraduate Diploma, and meets the requirements commonly demanded by labor exchanges, competitive examinations, and professional career evaluation committees.

Title: **Postgraduate Diploma in Techniques in Pediatric Gastroenterology**

Official N° of Hours: **450 hours**.



future  
health confidence people  
education information tutors  
guarantee accreditation teaching  
institutions technology learning  
community commitment  
personalized service innovation  
knowledge present  
development language  
virtual classroom



**Postgraduate Diploma**  
Techniques in Pediatric  
Gastroenterology

- » Modality: online
- » Duration: 6 months
- » Certificate: TECH Technological University
- » Dedication: 16h/week
- » Schedule: at your own pace
- » Exams: online

# Postgraduate Diploma

## Techniques in Pediatric Gastroenterology

