

# Postgraduate Diploma

## Psychoneuroimmunoendocrinology





## Postgraduate Diploma Psychoneuroimmunoendocrinology

- » Modality: online
- » Duration: 6 months
- » Certificate: TECH Technological University
- » Dedication: 16h/week
- » Schedule: at your own pace
- » Exams: online

Website: [www.techtitute.com/pk/medicine/postgraduate-diploma/postgraduate-diploma-psychoneuroimmunoendocrinology](http://www.techtitute.com/pk/medicine/postgraduate-diploma/postgraduate-diploma-psychoneuroimmunoendocrinology)

# Index

01

Introduction

---

*p. 4*

02

Objectives

---

*p. 8*

03

Structure and Content

---

*p. 12*

04

Methodology

---

*p. 16*

05

Certificate

---

*p. 24*

# 01

# Introduction

The affectation of anxiety, stress or fear with the immune and endocrine system has been demonstrated, thanks to scientific studies carried out in Psychoneuroimmunoendocrinology. A confirmation that mental health is related to physical health, which makes it possible to implement effective strategies against diseases that arise from borderline mental disorders and situations. Given the progress of this discipline, TECH proposes this 100% online program that will allow the medical professional to be aware of the latest advances in this area while making their work or personal responsibilities compatible with a quality program.





“

*A Postgraduate Diploma in which you can delve into the latest advances in Psychoneuroimmunoendocrinology”*

This Postgraduate Diploma delves, through the syllabus provided by the specialized teaching team, into the bases of neuropsychology, as well as the principles of functional neuroanatomy. All this, with multimedia material that uses the latest technology applied to the educational field. In this way, the medical professional will acquire an update of their knowledge in a more visual, entertaining and agile way.

Likewise, the simulations of real clinical cases provide an additional benefit to an exhaustive and detailed content that allows students to be brought closer to situations or experiences that can be implemented in their professional practice in the management of patients with various disorders.

For this, the professional has a syllabus hosted on the virtual platform available 24 hours a day, which can be accessed from any device with an Internet connection. A degree without face-to-face classes or classes with fixed schedules, which will allow you to distribute the study load according to your needs and making it compatible with other areas of your life. Likewise, the *Relearning* system, based on the repetition of content, will allow you to reduce the long hours of study that are so frequent in other teaching methods.

This **Postgraduate Diploma in Psychoneuroimmunoendocrinology** contains the most complete and up-to-date scientific program on the market. The most important features include:

- ◆ The development of practical cases presented by experts in Psychology and Immunology
- ◆ The graphic, schematic, and practical contents with which they are created, provide scientific and practical information on the disciplines that are essential for professional practice
- ◆ Practical exercises where self-assessment can be used to improve learning
- ◆ Its special emphasis on innovative methodologies
- ◆ Theoretical lessons, questions for the expert, debate forums on controversial topics, and individual reflection assignments
- ◆ Content that is accessible from any fixed or portable device with an Internet connection



*A university program in which you can delve into functional neuroanatomy through rich multimedia content”*



“*With this Postgraduate Diploma, you will immerse yourself in Psychoneuroimmunoendocrinology at the hands of a specialized teaching team”*

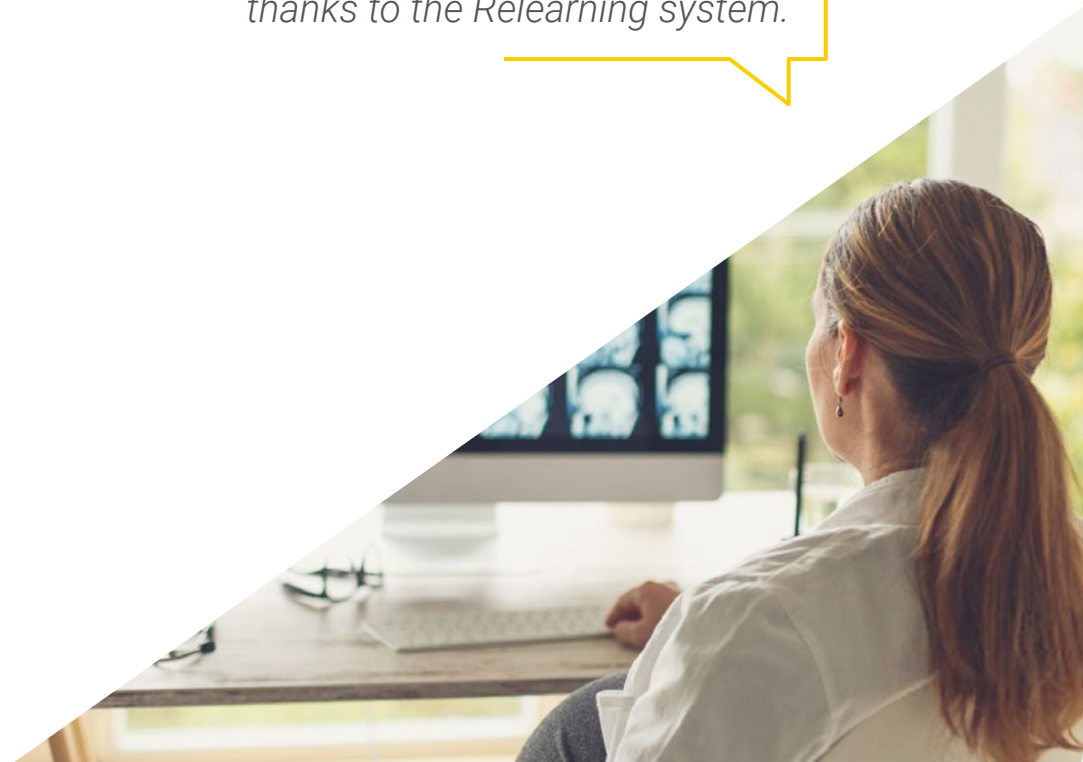
The program's teaching staff includes professionals from the sector who contribute their work experience to this educational program, as well as renowned specialists from leading societies and prestigious universities.

Its multimedia content, developed with the latest educational technology, will provide the professional with situated and contextual learning, i.e., a simulated environment that will provide an immersive education designed to learn in real situations.

This program is designed around Problem-Based Learning, whereby the professional must try to solve the different professional practice situations that arise throughout the program. This will be done with the help of an innovative system of interactive videos made by renowned experts.

*Download the content of the syllabus and view it whenever you want. You are before a degree that adapts to you.*

*A program that allows you to delve into Neuroendocrinology in a more agile way thanks to the Relearning system.*



# 02 Objectives

TECH has proposed this Postgraduate Diploma in Psychoneuroimmunoendocrinology with the main purpose of providing the medical professional with the most recent knowledge in this field. For this, the syllabus that integrates this program provides the most up-to-date and innovative information related to this branch, while providing a theoretical-practical vision that will be tremendously useful in your usual clinical practice. The teaching team that makes up this program will accompany the students, during the 6 months of this program, so that they can achieve their goals.





“

*The human quality and professional trajectory of the teaching team have been decisive for their inclusion in this university degree”*



## General Objectives

---

- ◆ Know in detail the latest developments related to the advances that have been made in the field of Psychoneuroimmunoendocrinology
- ◆ Delve in a specialized way into Neuropsychology and the keys to its understanding
- ◆ Develop a broad and exhaustive knowledge of Functional Neuroanatomy



*Simulations of real cases will be a key tool to further clinical practice"*





## Specific Objectives

---

### Module 1. Introduction to Neuropsychology

- ◆ Know the beginnings of neuropsychology and its first studies
- ◆ Learn about the basics of Neurobiology
- ◆ Know and contextualize the bases of the development of the central nervous system

### Module 2. Principles of Neuroanatomy

- ◆ Know the origins and the evolutionary process of the nervous system
- ◆ Obtain a general vision on the formation of the nervous system
- ◆ Know the basic fundamentals of neuroanatomy

### Module 3. Functional Neuroanatomy

- ◆ Learn and understand about the basics of functional neuroanatomy
- ◆ Differentiate between the different brain zones and their functioning

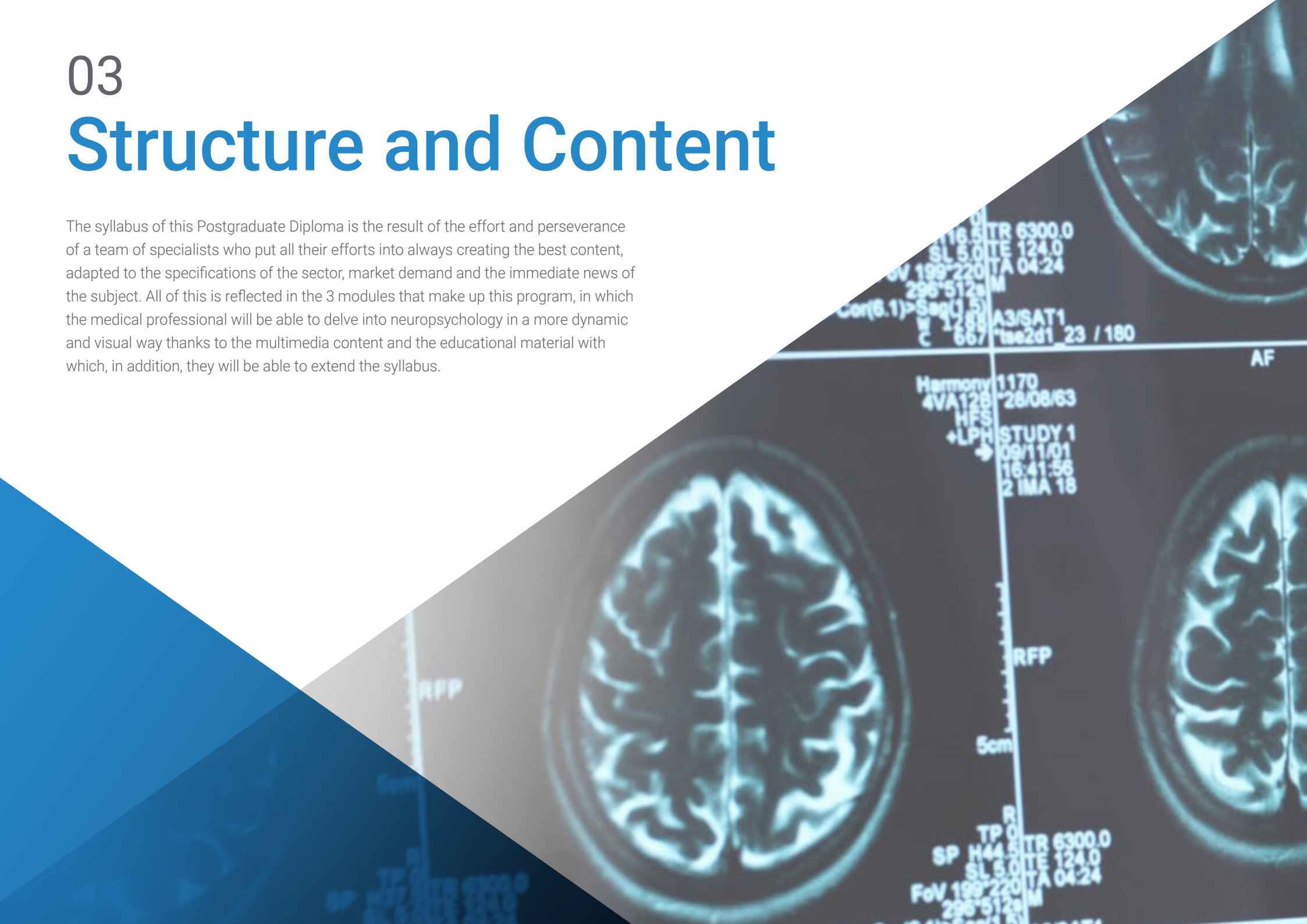




# 03

## Structure and Content

The syllabus of this Postgraduate Diploma is the result of the effort and perseverance of a team of specialists who put all their efforts into always creating the best content, adapted to the specifications of the sector, market demand and the immediate news of the subject. All of this is reflected in the 3 modules that make up this program, in which the medical professional will be able to delve into neuropsychology in a more dynamic and visual way thanks to the multimedia content and the educational material with which, in addition, they will be able to extend the syllabus.





“

*Delve into this 100% online program on the nervous system in childhood, adolescence and adulthood”*



## Module 1. Introduction to Neuropsychology

- 1.1. Introduction to Neuropsychology
  - 1.1.1. Basis and Origins of Neuropsychology
  - 1.1.2. First Approaches to the Discipline
- 1.2. First Approaches to the Neuropsychology
  - 1.2.1. First Works Within Neuropsychology
  - 1.2.2. Most Relevant Authors and Works
- 1.3. Ontogeny and Phylogeny of the CNS
  - 1.3.1. Concept of Ontogeny and Phylogeny
  - 1.3.2. Ontogeny and Phylogeny Within the CNS
- 1.4. Cellular and Molecular Neurobiology
  - 1.4.1. Introduction to Neurobiology
  - 1.4.2. Cellular and Molecular Neurobiology
- 1.5. Neurobiology of Systems
  - 1.5.1. Concepts of Systems
  - 1.5.2. Structures and Development
- 1.6. Embryology of the Nervous System
  - 1.6.1. Principles of Embryology of the Nervous System
  - 1.6.2. Phases of CNS Embryology
- 1.7. Introduction to Structural Anatomy CNS
  - 1.7.1. Introduction to Structural Anatomy
  - 1.7.2. Structural Development
- 1.8. Introduction to Functional Anatomy
  - 1.8.1. What is Function Anatomy?
  - 1.8.2. Most Important Functions
- 1.9. Neuroimaging Techniques
  - 1.9.1. Concept of Neuroimaging
  - 1.9.2. Most Commonly Used Techniques
  - 1.9.3. Advantages and Disadvantages

## Module 2. Principles of Neuroanatomy

- 2.1. Formation of the Nervous System
  - 2.1.1. Anatomical and Functional Organization of the Nervous System
  - 2.1.2. Neurons
  - 2.1.3. Glial Cells
  - 2.1.4. Central Nervous System: Brain and Spinal Cord
  - 2.1.5. Main Structures
    - 2.1.5.1. Forebrain
    - 2.1.5.2. Midbrain
    - 2.1.5.3. Rhombencephalon
- 2.2. Formation of the Nervous System II
  - 2.2.1. Peripheral Nervous System
    - 2.2.1.1. Somatic Nervous System
    - 2.2.2.2. Neurovegetative or Autonomic Nervous System
    - 2.2.2.3. White Matter
    - 2.2.2.4. Gray Matter
    - 2.2.2.5. Meninges
    - 2.2.2.6. Cerebrospinal Fluid
- 2.3. The Neurone and its Composition
  - 2.3.1. Introduction to the Neurone and its Function
  - 2.3.2. The Neurone and its Composition
- 2.4. Electric and Chemical Synapses
  - 2.4.1. What is a Synapse?
  - 2.4.2. Electrical Synapse
  - 2.4.3. Chemical Synapse
- 2.5. Neurotransmitters
  - 2.5.1. What is a Neurotransmitter?
  - 2.5.2. Types of Neurotransmitters and their Functioning
- 2.6. Neuroendocrinology (Hypothalamus-Endocrine System Relationship)
  - 2.6.1. Introduction to Neuroendocrinology
  - 2.6.2. Basis of Neuroendocrinological Functioning

- 2.7. Neuroimmunology (Relationship between the Nervous System and Immune System)
  - 2.7.1. Introduction to Neuroimmunology
  - 2.7.2. Basis and Fundamentals of Neuroimmunology
- 2.8. Nervous System in Childhood and Adolescence
  - 2.8.1. Development of CNS
  - 2.8.2. Bases and Characteristics
- 2.9. Nervous System in Adulthood
  - 2.9.1. Bases and Characteristics of the CNS
- 2.10. Nervous System in Old Age
  - 2.10.1. Bases and Characteristics of the CNS in Old Age
  - 2.10.2. Main Related Problems

### Module 3. Functional Neuroanatomy

- 3.1. Frontal Lobe
  - 3.1.1. Introduction to the Frontal Lobe
  - 3.1.2. Main Features
  - 3.1.3. Bases of their Functioning
- 3.2. Neuropsychology of the Dorsolateral Prefrontal Cortex
  - 3.2.1. Introduction to the Dorsolateral Prefrontal Cortex
  - 3.2.2. Main Features
  - 3.2.3. Bases of their Functioning
- 3.3. Neuropsychology of the Orbitofrontal Cortex
  - 3.3.1. Introduction to the Orbitofrontal Cortex
  - 3.3.2. Main Features
  - 3.3.3. Bases of their Functioning
- 3.4. Neuropsychology of the Medial Prefrontal Cortex
  - 3.4.1. Introduction to the Dorsolateral Prefrontal Cortex
  - 3.4.2. Main Features
  - 3.4.3. Bases of their Functioning
- 3.5. Motor Cortex
  - 3.5.1. Introduction to the Motor Cortex
  - 3.5.2. Main Features
  - 3.5.3. Bases of their Functioning

- 3.6. Temporal Lobe
  - 3.6.1. Introduction to the Temporal Lobe Cortex
  - 3.6.2. Main Features
  - 3.6.3. Bases of their Functioning
- 3.7. Parietal Lobe
  - 3.7.1. Introduction to the Parietal Lobe Cortex
  - 3.7.2. Main Features
  - 3.7.3. Bases of their Functioning
- 3.8. Occipital Lobe
  - 3.8.1. Introduction to the Occipital Lobe Cortex
  - 3.8.2. Main Features
  - 3.8.3. Bases of their Functioning
- 3.9. Cerebral Asymmetry
  - 3.9.1. Concept of Brain Asymmetry
  - 3.9.2. Characteristics and Functioning



*Get the update you are looking for in Psychoneuroimmunoendocrinology with 100% online teaching, compatible with other areas of your life"*

04

# Methodology

This academic program offers students a different way of learning. Our methodology uses a cyclical learning approach: **Relearning**.

This teaching system is used, for example, in the most prestigious medical schools in the world, and major publications such as the **New England Journal of Medicine** have considered it to be one of the most effective.





“

*Discover Relearning, a system that abandons conventional linear learning, to take you through cyclical teaching systems: a way of learning that has proven to be extremely effective, especially in subjects that require memorization"*

## At TECH we use the Case Method

What should a professional do in a given situation? Throughout the program, students will face multiple simulated clinical cases, based on real patients, in which they will have to do research, establish hypotheses, and ultimately resolve the situation. There is an abundance of scientific evidence on the effectiveness of the method. Specialists learn better, faster, and more sustainably over time.

*With TECH you will experience a way of learning that is shaking the foundations of traditional universities around the world.*



According to Dr. Gérvas, the clinical case is the annotated presentation of a patient, or group of patients, which becomes a "case", an example or model that illustrates some peculiar clinical component, either because of its teaching power or because of its uniqueness or rarity. It is essential that the case is based on current professional life, trying to recreate the real conditions in the physician's professional practice.



“

*Did you know that this method was developed in 1912, at Harvard, for law students? The case method consisted of presenting students with real-life, complex situations for them to make decisions and justify their decisions on how to solve them. In 1924, Harvard adopted it as a standard teaching method”*

The effectiveness of the method is justified by four fundamental achievements:

1. Students who follow this method not only achieve the assimilation of concepts, but also a development of their mental capacity, through exercises that evaluate real situations and the application of knowledge.
2. Learning is solidly translated into practical skills that allow the student to better integrate into the real world.
3. Ideas and concepts are understood more efficiently, given that the example situations are based on real-life.
4. Students like to feel that the effort they put into their studies is worthwhile. This then translates into a greater interest in learning and more time dedicated to working on the course.



## Relearning Methodology

At TECH we enhance the case method with the best 100% online teaching methodology available: Relearning.

This university is the first in the world to combine the study of clinical cases with a 100% online learning system based on repetition, combining a minimum of 8 different elements in each lesson, a real revolution with respect to the mere study and analysis of cases.

*Professionals will learn through real cases and by resolving complex situations in simulated learning environments. These simulations are developed using state-of-the-art software to facilitate immersive learning.*





At the forefront of world teaching, the Relearning method has managed to improve the overall satisfaction levels of professionals who complete their studies, with respect to the quality indicators of the best online university (Columbia University).

With this methodology, more than 250,000 physicians have been trained with unprecedented success in all clinical specialties regardless of surgical load. Our pedagogical methodology is developed in a highly competitive environment, with a university student body with a strong socioeconomic profile and an average age of 43.5 years old.

*Relearning will allow you to learn with less effort and better performance, involving you more in your specialization, developing a critical mindset, defending arguments, and contrasting opinions: a direct equation to success.*

In our program, learning is not a linear process, but rather a spiral (learn, unlearn, forget, and re-learn). Therefore, we combine each of these elements concentrically.

The overall score obtained by TECH's learning system is 8.01, according to the highest international standards.



This program offers the best educational material, prepared with professionals in mind:



#### Study Material

All teaching material is produced by the specialists who teach the course, specifically for the course, so that the teaching content is highly specific and precise.

These contents are then applied to the audiovisual format, to create the TECH online working method. All this, with the latest techniques that offer high quality pieces in each and every one of the materials that are made available to the student.



#### Surgical Techniques and Procedures on Video

TECH introduces students to the latest techniques, the latest educational advances and to the forefront of current medical techniques. All of this in direct contact with students and explained in detail so as to aid their assimilation and understanding. And best of all, you can watch the videos as many times as you like.



#### Interactive Summaries

The TECH team presents the contents attractively and dynamically in multimedia lessons that include audio, videos, images, diagrams, and concept maps in order to reinforce knowledge.

This exclusive educational system for presenting multimedia content was awarded by Microsoft as a "European Success Story".



#### Additional Reading

Recent articles, consensus documents and international guidelines, among others. In TECH's virtual library, students will have access to everything they need to complete their course.





#### Expert-Led Case Studies and Case Analysis

Effective learning ought to be contextual. Therefore, TECH presents real cases in which the expert will guide students, focusing on and solving the different situations: a clear and direct way to achieve the highest degree of understanding.



#### Testing & Retesting

We periodically evaluate and re-evaluate students' knowledge throughout the program, through assessment and self-assessment activities and exercises, so that they can see how they are achieving their goals.



#### Classes

There is scientific evidence on the usefulness of learning by observing experts. The system known as Learning from an Expert strengthens knowledge and memory, and generates confidence in future difficult decisions.



#### Quick Action Guides

TECH offers the most relevant contents of the course in the form of worksheets or quick action guides. A synthetic, practical, and effective way to help students progress in their learning.





# 05 Certificate

The Postgraduate Diploma in Psychoneuroimmunoendocrinology guarantees students, in addition to the most rigorous and up-to-date education, access to a Postgraduate Diploma issued by TECH Technological University.



“

*Successfully complete this program and receive your university qualification without having to travel or fill out laborious paperwork”*

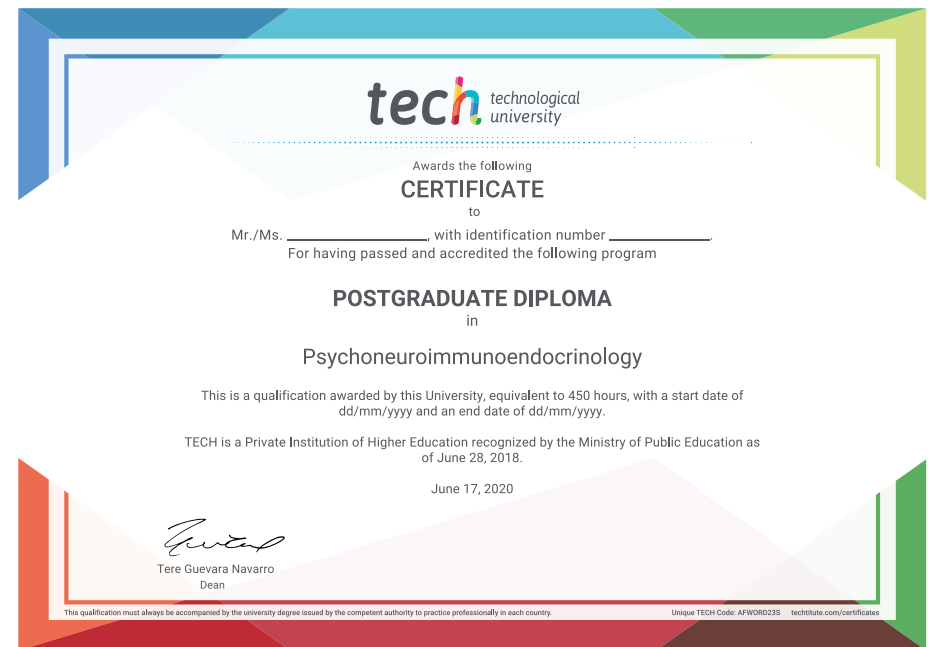
This **Postgraduate Diploma in Psychoneuroimmunoendocrinology** contains the most complete and up-to-date scientific program on the market.

After the student has passed the assessments, they will receive their corresponding **Postgraduate Diploma** issued by **TECH Technological University** via tracked delivery\*.

The certificate issued by **TECH Technological University** will reflect the qualification obtained in the Postgraduate Diploma, and meets the requirements commonly demanded by labor exchanges, competitive examinations, and professional career evaluation committees.

Title: **Postgraduate Diploma in Psychoneuroimmunoendocrinology**

Official N° of Hours: **450 h.**



\*Apostille Convention. In the event that the student wishes to have their paper certificate issued with an apostille, TECH EDUCATION will make the necessary arrangements to obtain it, at an additional cost.

future

health confidence people

education information tutors

guarantee accreditation teaching

institutions technology learning

community commitment

**tech** technological  
university

personalized service innovation

knowledge presence  
Psychoneuroimmunoendocrinology

online training

development languages

virtual classroom

- » Modality: online
- » Duration: 6 months
- » Certificate: TECH Technological University
- » Dedication: 16h/week
- » Schedule: at your own pace
- » Exams: online



# Postgraduate Diploma Psychoneuroimmunoendocrinology

