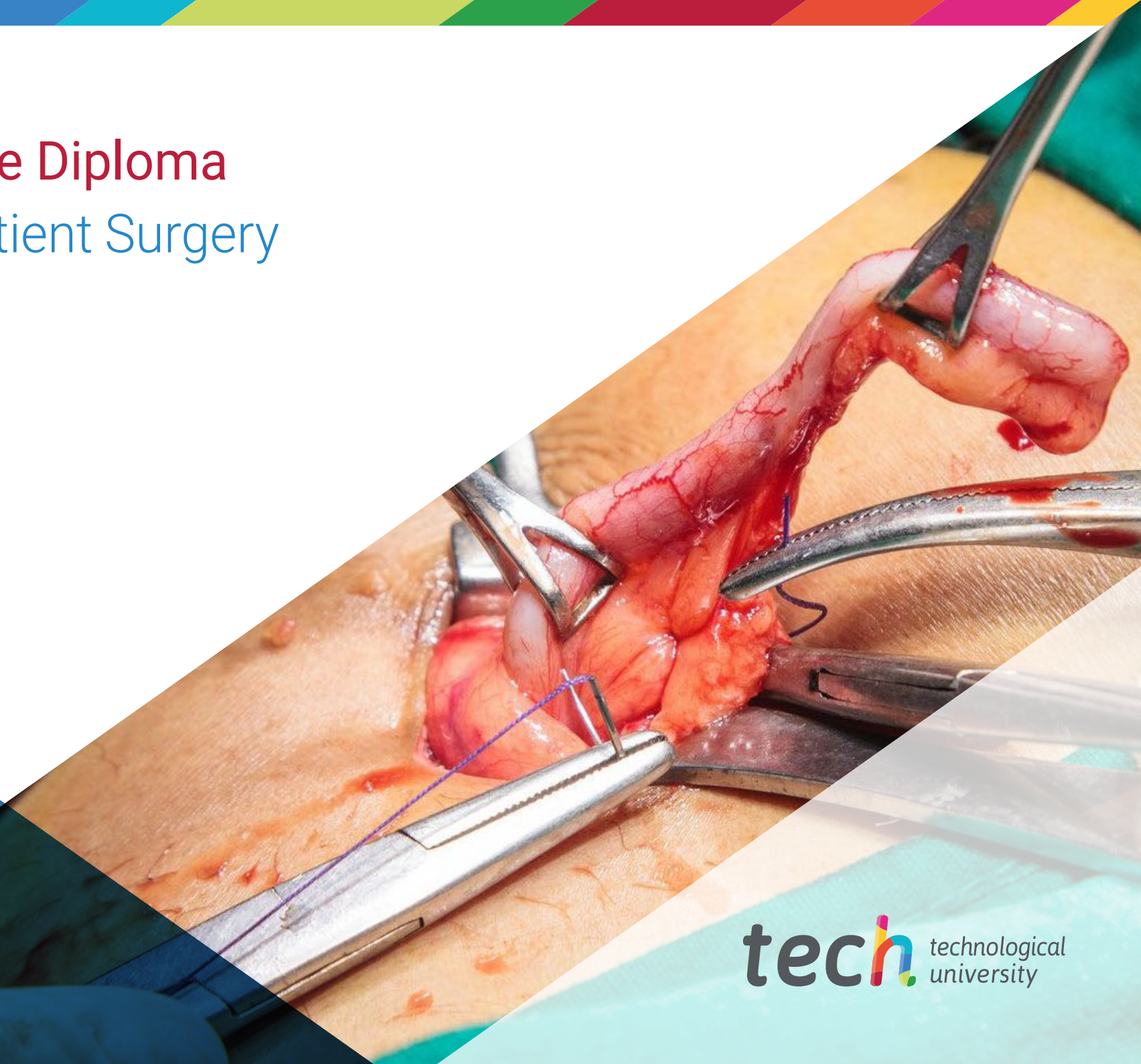


Postgraduate Diploma

Major Outpatient Surgery





Postgraduate Diploma Major Outpatient Surgery

- » Modality: online
- » Duration: 6 months
- » Certificate: TECH Technological University
- » Dedication: 16h/week
- » Schedule: at your own pace
- » Exams: online

Website: www.techtitute.com/us/medicine/postgraduate-diploma/postgraduate-diploma-major-outpatient-surgery

Index

01

Introduction

p. 4

02

Objectives

p. 8

03

Course Management

p. 12

04

Structure and Content

p. 18

05

Methodology

p. 24

06

Certificate

p. 32

01

Introduction

The Major Outpatient Surgery model is already consolidated in developed countries, but it faces challenges aimed at improving its effectiveness, achieving lower investment and increasing the safety of the surgical patient. All of this in a wide range of services in specialties such as Traumatology, Urology, Dermatology, Ophthalmology or Plastic Surgery. In order to bring the most advanced and current information on this health management system, TECH has created this 100% online program that delves into the incorporation of the latest technological advances in the operating room, the integration of the most sophisticated surgical techniques and the coordination and interdisciplinary work. All in just 6 months and with the most rigorous content, developed by real specialists in this field.





“

A 100% online Postgraduate Diploma with 450 teaching hours of the most advanced content in Major Outpatient Surgery”

In recent years, the Major Outpatient Surgery model has prevailed, which allows, on the one hand, the patient not to be hospitalized, and on the other, leads medical professionals to use minimally invasive techniques, to incorporate the latest technological devices and to use more precise post-operative pharmacology.

In this way, scientific research that has analyzed this system shows its great benefits as opposed to traditional surgical interventions that required hospitalization. Therefore, there are numerous specialties that have thrived in this system such as Ophthalmology, Traumatology, Dermatology or Plastic Surgery. In this line, TECH has created this Postgraduate Diploma 100% online that takes the professional to perform an update on Major Outpatient Surgery with 450 hours of advanced content.

A program with a theoretical-practical perspective that will allow you to be up-to-date on the latest innovations in Major Outpatient Surgery, the scientific evidence on the most current techniques used in Cataract Surgery, Urological Surgeries and the approach to the main complications. Therefore, through didactic material based on video summaries, in-focus videos, readings and clinical case studies, the graduate will delve into patient selection, pain control and pre-anesthetic study.

In addition, with the *Relearning* methodology, based on the continuous reiteration of key content throughout the academic course, students will not have to dedicate so many hours to study and memorization, focusing more easily on the most important concepts.

An excellent opportunity for an effective update through a flexible program. The physician only needs an electronic device (cell phone, tablet or computer) with an Internet connection to access the syllabus of this program. Undoubtedly, a unique opportunity that only this academic institution, the world's largest digital university, can offer.

This **Postgraduate Diploma in Major Outpatient Surgery** contains the most complete and up-to-date scientific program on the market. The most important features include:

- ♦ The development of case studies presented by experts in General Surgery and Major Outpatient Surgery
- ♦ The graphic, schematic, and practical contents with which they are created, provide scientific and practical information on the disciplines that are essential for professional practice
- ♦ Practical exercises where self-assessment can be used to improve learning
- ♦ Its special emphasis on innovative methodologies
- ♦ Theoretical lessons, questions to the expert, debate forums on controversial topics, and individual reflection assignments
- ♦ Content that is accessible from any fixed or portable device with an Internet connection



Delve into Big Data, AI or Machine Learning and their influence on Surgery in this 21st century”

“

Inquire into the continuous scientific-technical advances in Traumatology, Urology or Maxillofacial Surgery with this academic option”

The program's teaching staff includes professionals from the sector who bring to this course the experience of their work, in addition to renowned specialists from reference societies and prestigious universities.

Its multimedia content, developed with the latest educational technology, will provide the professional with situated and contextual learning, i.e., a simulated environment that will provide an immersive education programmed to learn in real situations.

The design of this program focuses on Problem-Based Learning, by means of which the professional must try to solve the different professional practice situations that are presented throughout the academic course. For this purpose, the student will be assisted by an innovative interactive video system created by renowned experts.

Forget about long hours of study and memorization with the Relearning System used by TECH in all its programs.

Thanks to this program you will be up-to-date with the most effective solutions currently used after Rhino-Septoplasty.



02 Objectives

The objective of this Postgraduate Diploma is to provide the medical professional with the most rigorous and current content on Major Outpatient Surgery, whose model has been consolidated in recent years in the most developed countries. A complete syllabus with a theoretical-practical perspective that will allow them to incorporate into their daily practice the most frequent surgical techniques in procedures such as cataracts, anesthesiology or postoperative pharmacology used. All this, with innovative multimedia content, accessible 24 hours a day, from any electronic device with an Internet connection.





“

In just 6 months you will be up-to-date with the incorporation of equipment with the most innovative technology in Major Outpatient Surgery”



General Objectives

- Delve into the different pathologies approached in Major Outpatient Surgery
- Delve into the anatomy and physiology necessary to understand the main procedures in Major Outpatient Surgery
- Delve deeper into the main surgeries in Major Outpatient Surgery
- Improve knowledge on the need for antibiotic prophylaxis in Major Outpatient Surgery
- Provide the tools to know how to manage the thromboembolic approach in Major Outpatient Surgery

“

Ophthalmologic, urologic or traumatologic surgeries, among others. Inquire into the main procedures that are currently performed in Major Outpatient Surgery”





Specific Objectives

Module 1. Structure and Organization in Major Outpatient Surgery

- ♦ Differentiate the different Major Outpatient Surgery units according to their relationship with the hospital
- ♦ Delve into the basic infrastructure, as well as the different care circuits and equipment
- ♦ Delve into the basic organization of an Major Outpatient Surgery unit, as well as the relationship with other services and levels of care
- ♦ Emphasize the importance of research in surgery, as well as new developments in innovation in Major Outpatient Surgery

Module 2. Other Procedures in Major Outpatient Surgery

- ♦ Reflect on the importance of antibiotic prophylaxis in Major Outpatient Surgery
- ♦ Reason the need for thromboembolic prophylaxis in Major Outpatient Surgery
- ♦ Delve into the main ophthalmology surgeries in Major Outpatient Surgery
- ♦ Delve into the main urological surgeries in Major Outpatient Surgery
- ♦ Describe the main surgeries in traumatology in Major Outpatient Surgery
- ♦ Outline the main maxillofacial surgery surgeries in Major Outpatient Surgery
- ♦ Explore the main plastic surgeries in Major Outpatient Surgery

Module 3. Transversal Subjects to Major Outpatient Surgery

- ♦ Delve into the current criteria used in the selection of patients for Major Outpatient Surgery
- ♦ Identify the aspects related to the indications of real perceived quality of care by the patient
- ♦ Indicate the mechanisms of postoperative pain, as well as how to evaluate it and the most appropriate strategies for its control
- ♦ Describe the role of nursing during the whole process of a major ambulatory surgery
- ♦ Delve into the aspects related to the pre-anesthetic study
- ♦ Assess patient satisfaction with a major ambulatory surgery procedure
- ♦ Delve into the specific preparation required for the performance of a Major Outpatient Surgery
- ♦ Indicate the criteria for a safe and effective discharge from the hospital
- ♦ Describe the structure and material resources available in Major Outpatient Surgery units
- ♦ Know the general aspects of the cures in Major Outpatient Surgery

03

Course Management

The professional who takes this program will have at their disposal a multidisciplinary teaching staff versed in General and Digestive Surgery, Thoracic Surgery, Oral Surgery or Nursing with extensive experience in first-class hospital centers. Thanks to this expert team, the graduate will obtain an effective update of their knowledge and will be able to resolve any doubts they may have about the content of this program.



“

An academic tour with the best specialized teaching staff and the most advanced content on the current model of Major Outpatient Surgery”

Management



Dr. Palacios Sanabria, Jesús Enrique

- ♦ Specialist of General Surgery at the Basic General Hospital of Baza-Granada
- ♦ General Surgeon in the Bariatric and Metabolic Surgery team at the Canabal Clinic
- ♦ General Surgeon at the IDB Clinic in Barquisimeto
- ♦ Professor in the Minor Surgery Course at the Andalusian Health Service
- ♦ Medical Surgeon by the 'Lisandro Alvarado' Central Western University
- ♦ Specialist in General Surgery at the 'Lisandro Alvarado' Central Western University
- ♦ Master's Degree in General Surgery and Digestive System Updating



Dr. Montes Martínez, Antonio

- ♦ Head of the Major Outpatient Surgery Section at Hospital del Mar
- ♦ Head of the Pain Unit of the Institut Ferrán de Reumatología at the Hospital Sanitas CIMA in Barcelona
- ♦ Attending Physician of the Pain Unit at the Hospital del Mar in Barcelona
- ♦ Doctor of Medicine, Autonomous University of Barcelona
- ♦ Degree in Medicine and Surgery from the Central University of Barcelona
- ♦ Specialist in Anesthesiology, Resuscitation and Pain Treatment at the Germans Trias i Pujol Hospital in Barcelona
- ♦ Co-author of several research articles related to the area of General Surgery

Professors

Dr. Pérez Morales, Adolycar

- ♦ Dentist in the Smile Dental Clinic in Madrid
- ♦ Dentist at the Dental Prevent Clinic
- ♦ Dentistry Assistant at Dentalcorisa Clinic
- ♦ Dentist and manager of the Dental Clinic Nanetti Colmenares
- ♦ Dentist at the Center for Rehabilitation and Oral Aesthetics Odontomark
- ♦ Degree in Dentistry from the José Antonio Páez University
- ♦ Postgraduate Certificate in Oral Surgery and Teeth Whitening

Dr. Morales Barrese, Maite Fabiola

- ♦ Family Physician in the Andalusian Health System
- ♦ Medical specialist in the General and Intra and Extrahospital Emergency Department
- ♦ Specialist in Advanced Aesthetics
- ♦ Family Physician specializing in Pediatrics
- ♦ Master's Degree in Aesthetic Facial and Body Medicine of the Institute of Aesthetics and Skin

Dr. Colombo Pérez, Ángel Daniel

- ♦ General Surgery Specialist at Dr. Antonio María Pineda Hospital
- ♦ Head of the Central Operating Room of the Antonio María Pineda University Hospital
- ♦ Head of the Department of Surgery at Dr. Daniel Camejo Acosta Hospital
- ♦ Associate Professor of Medicine at UCLA in Surgical Clinic I and II
- ♦ Professor of General Surgery Postgraduate Course at UCLA
- ♦ Medical Surgeon by the Lisandro Alvarado Midwestern University
- ♦ Medical Specialist in General Surgery at the Dr. Antonio María Pineda Central University Hospital
- ♦ Master's Degree in Higher University Teaching from UCLA

Dr. Pérez Colmenares, Ámbar Milagros

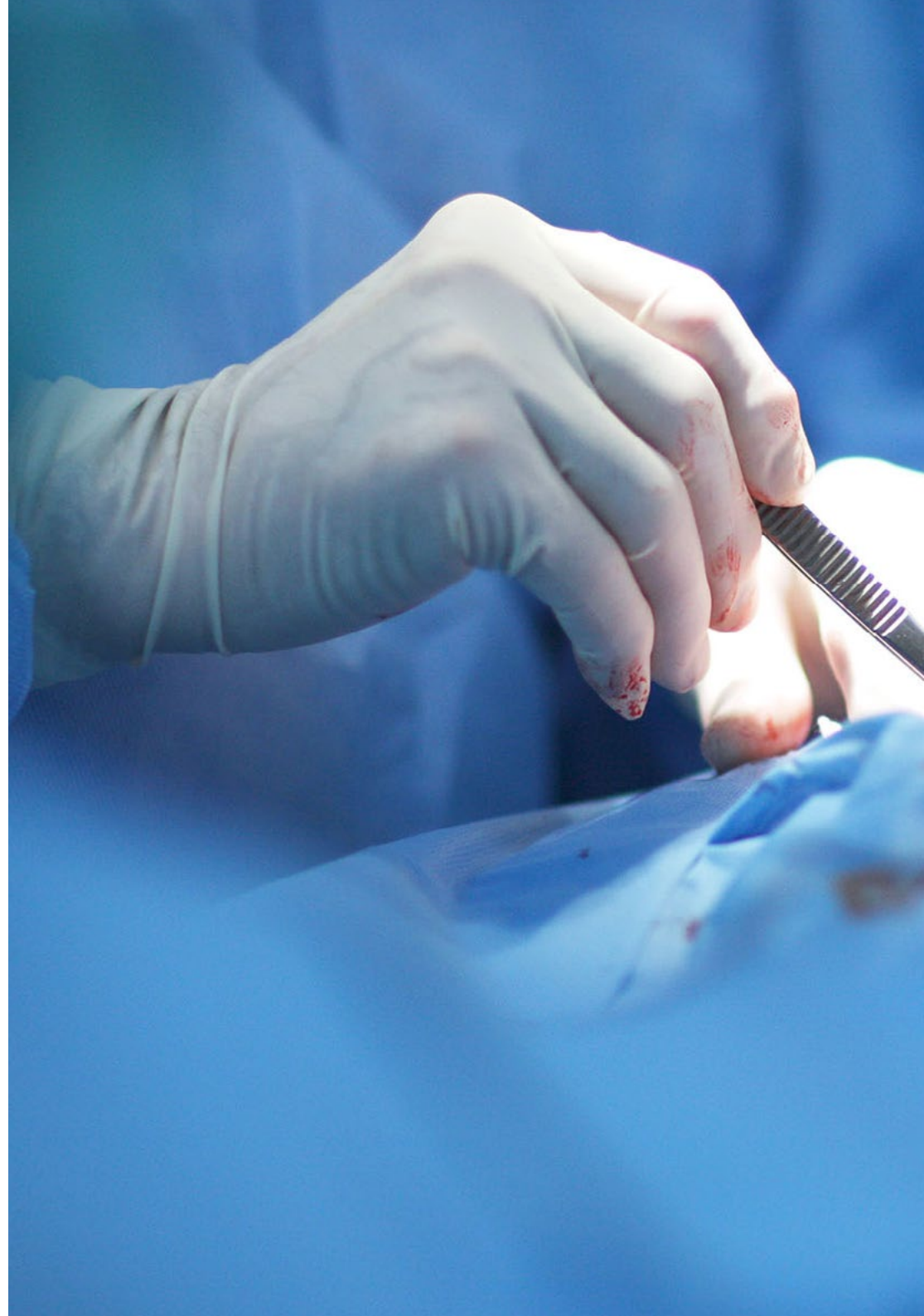
- ♦ Anesthesiology Specialist at the Hospital Básico de Baza in Granada
- ♦ Attending Physician of the Anesthesiology Service at the Dr. Antonio María Pineda Central University Hospital
- ♦ Head of Anesthesiology at the Decentralized Service of the Dr. Daniel Camejo Acosta Medical and Hospital West Care Center
- ♦ Head of Postgraduate Residents of Anesthesiology at the Dr. Antonio María Pineda Central University Hospital
- ♦ Professor of the Postgraduate Course of Anesthesiology at UCLA, teaching subjects such as Anesthesia I, Anesthesia II, Anesthesia III and Biophysics applied to Anesthesia
- ♦ Degree in Medicine and Surgery, Medical Surgeon, Cum Laude, from Lisandro Alvarado Centralwestern University
- ♦ Diploma in Occupational Safety and Health at the Lisandro Alvarado Centralwestern University
- ♦ Resident of the Department of Pediatric Surgery at the "Dr. Jesús María Casal Ramos" Hospital
- ♦ Resident of Intensive Care Unit at Los Leones Surgical Unit
- ♦ Postgraduate Residency in Anesthesiology at the Dr. Antonio María Pineda University Central Hospital

Ms. Sanabria Chópita, María Elena

- ♦ Specialist in Applied Biology and Botany
- ♦ Professor at Lisandro Alvarado Centralwestern University
- ♦ Research Coordinator at Lisandro Alvarado Centralwestern University
- ♦ Degree in Biology from the Eastern University - School of Sciences
- ♦ Magister Scientiarum in Applied Biology from the Eastern University - School of Sciences
- ♦ Award "Woman in Science 2018" by the Academy of Natural Sciences of Venezuela
- ♦ Author and co-author of several scientific and/or research articles, books, chapters and proceedings for scientific events

Ms. Canales González, María Isabel

- ♦ Specialist Nurse at the Basic General Hospital of Baza- Granada
- ♦ Nurse in different services and public hospitals in Andalusia
- ♦ Nurse in the Operating Room of the Basic General Hospital of Baza
- ♦ Degree in Nursing from the University of Cadiz
- ♦ Master's Degree in Nursing Care, Procedures and Techniques from the Catholic University of San Antonio
- ♦ Postgraduate Diploma in Nursing in Emergency and Urgent Care, Antonio de Nebrija University
- ♦ Nursing Expert in Pregnancy, Childbirth and Puerperium by the Antonio de Nebrija University
- ♦ Course in Minor and Ambulatory Surgery by the College of Nursing of Granada





“

Take advantage of this opportunity to surround yourself with expert professionals and learn from their work methodology”

04

Structure and Content

The syllabus of this Postgraduate Diploma provides a 6-month in-depth study of the latest research on Major Outpatient Surgery, the current management of the broad portfolio of services, as well as patient care throughout the entire treatment. Structured in 3 intensive modules, the graduate has not only an advanced syllabus, but also pedagogical resources that can be easily accessed from any device with an Internet connection.

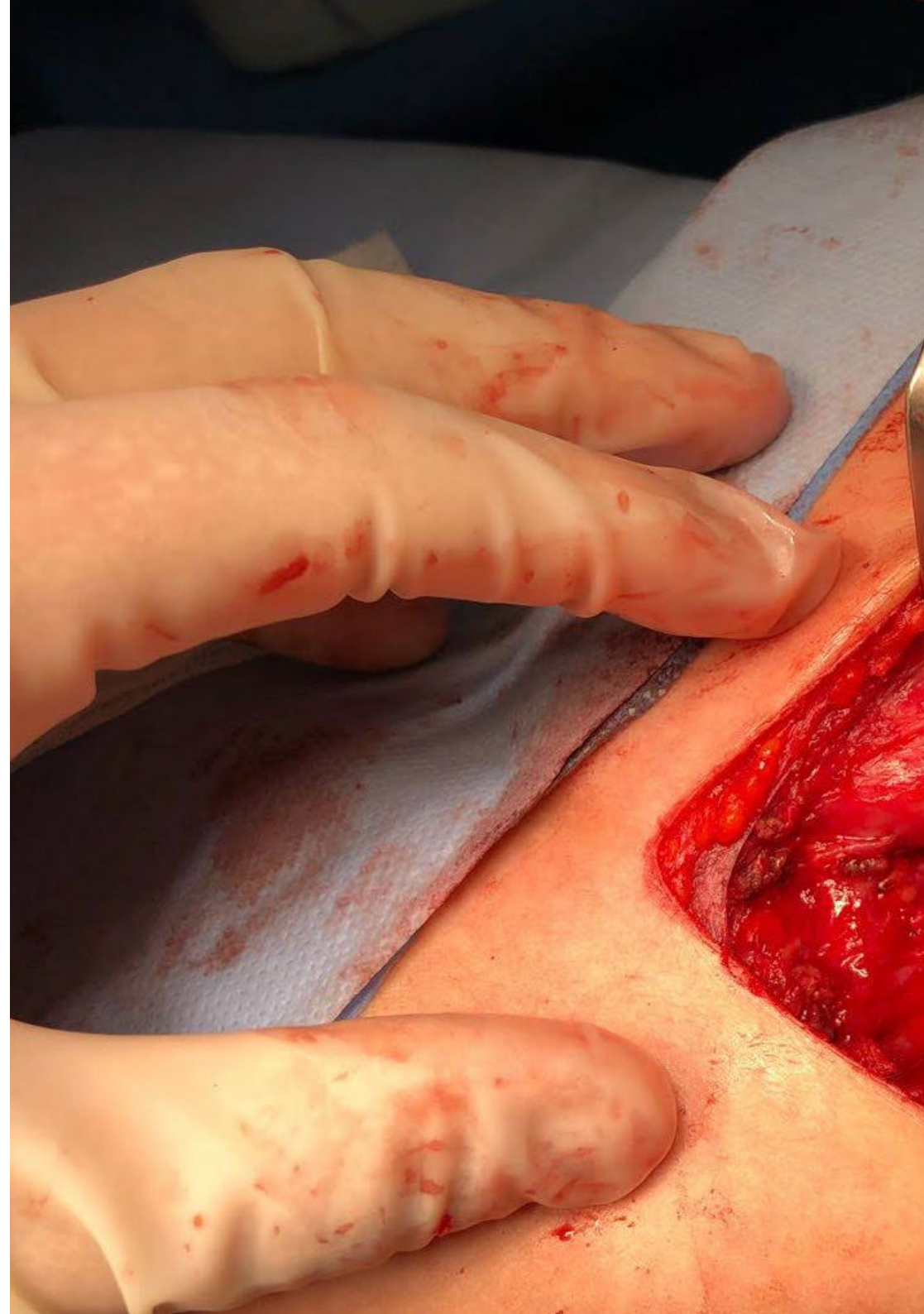


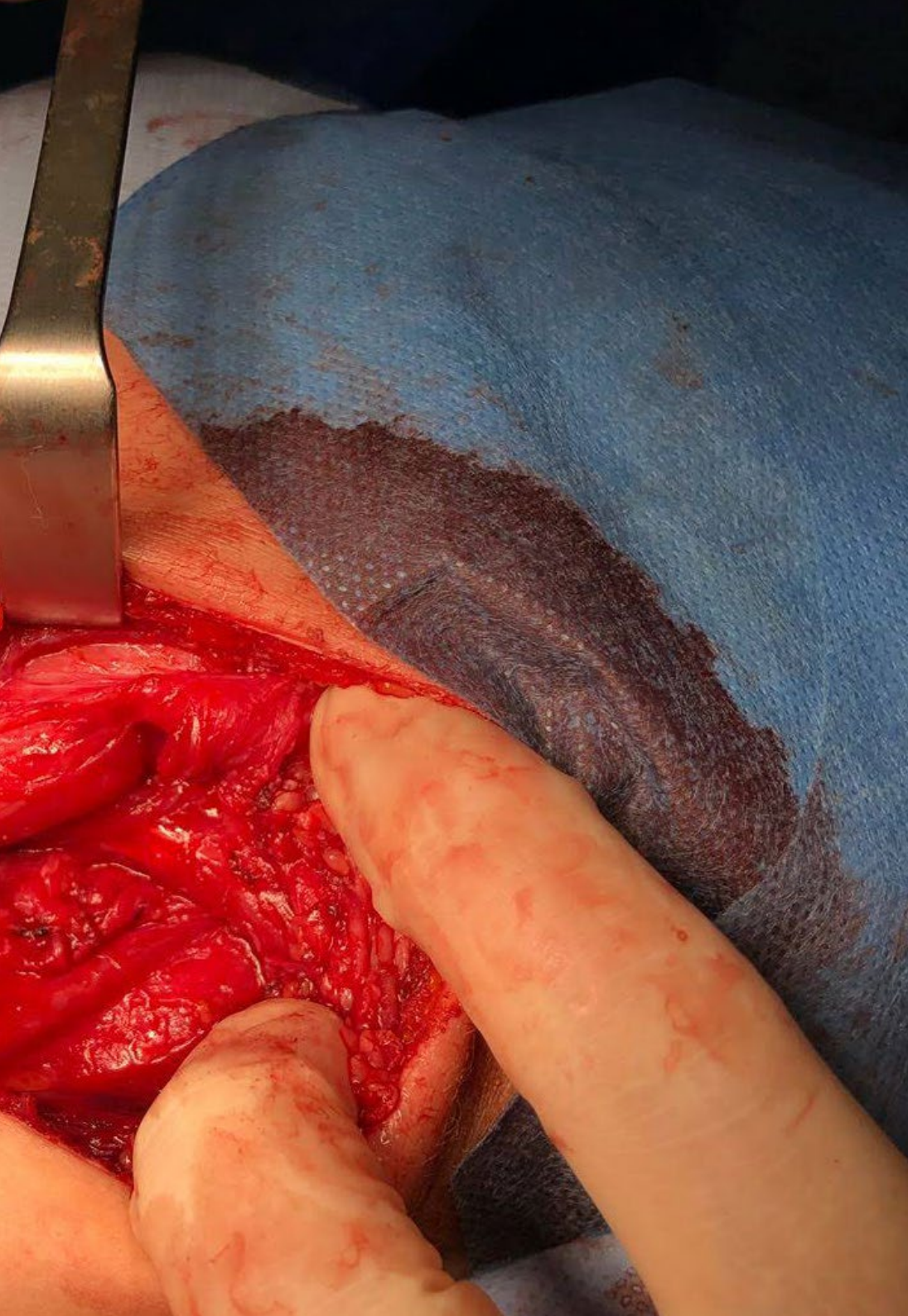
“

Get a theoretical-practical and current approach to the functioning of Major Outpatient Surgery and the wide variety of surgical procedures performed there”

Module 1. Structure and Organization in Major Outpatient Surgery

- 1.1. Definition of the Major Outpatient Surgery Model
 - 1.1.1. Concepts
 - 1.1.2. Integrated Unit
 - 1.1.3. Autonomous Unit
 - 1.1.4. Independent Unit
- 1.2. Major Outpatient Surgery Infrastructure and Organization
 - 1.2.1. Basic Structure of Major Outpatient Surgery Units
 - 1.2.2. Assistance Circuits
 - 1.2.3. Equipment
 - 1.2.4. Organization. Management Structure
- 1.3. Information and Informed Consent in Major Outpatient Surgery
 - 1.3.1. Information of Major Outpatient Surgery Users
 - 1.3.2. Information on General Characteristics
 - 1.3.3. Informed Consent
 - 1.3.4. Instructions and Recommendations
- 1.4. Management of the Major Outpatient Surgery Unit
 - 1.4.1. Results Management
 - 1.4.2. Indicators Management
 - 1.4.3. Portfolio of services
 - 1.4.4. Major Outpatient Surgery Indicators
- 1.5. Research in Surgery
 - 1.5.1. Importance of Research in Surgery
 - 1.5.2. Evidence-Based Medicine
 - 1.5.3. How to Prepare a Scientific Communication at a Congress
 - 1.5.4. The Research Project
- 1.6. Innovations in Major Outpatient Surgery
 - 1.6.1. Technical Innovations
 - 1.6.2. Innovations in Practical Organizations
 - 1.6.3. Innovative Instruments and Devices
 - 1.6.4. Conclusions





- 1.7. Innovation in Minimally Invasive Surgery
 - 1.7.1. Introduction
 - 1.7.2. Innovation versus Minimization
 - 1.7.3. Stages of Innovation and Decadence of the Surgeon
 - 1.7.4. Conclusions
- 1.8. Integrated Operating Room
 - 1.8.1. Definition of Integrated Operating Room
 - 1.8.2. Elements of an Integrated Operating Room
 - 1.8.3. Advantages and Benefits of the Conventional Operating Room
 - 1.8.4. Conclusions
- 1.9. Other Sources of Innovation in Surgery
 - 1.9.1. Big Data
 - 1.9.2. Artificial Intelligence
 - 1.9.3. Machine Learning
 - 1.9.4. Impact of Social Media in Surgery
- 1.10. Oral Surgery
 - 1.10.1. Introduction
 - 1.10.2. Elements of Oral Surgery
 - 1.10.3. Oral Surgery Preparation
 - 1.10.4. Conclusions

Module 2. Other Procedures in Major Outpatient Surgery

- 2.1. Orthopedic Surgery and Traumatology in Major Outpatient Surgery
 - 2.1.1. Basic Concepts of Anatomy
 - 2.1.2. Histology of Bone
 - 2.1.3. Main Trauma Surgeries in Major Outpatient Surgery
 - 2.1.4. Surgical Complications
- 2.2. Superficial Venous Vascular Surgery in Major Outpatient Surgery
 - 2.2.1. Superficial Venous Vascular System
 - 2.2.2. Physiology of the Vascular System
 - 2.2.3. Main Surgeries of Vascular Surgery in Major Outpatient Surgery
 - 2.2.4. Surgical Complications

- 2.3. Urology in Major Outpatient Surgery
 - 2.3.1. Anatomy of the Urinary Tract
 - 2.3.2. Physiology of the Urinary Tract
 - 2.3.3. Main Urological Surgeries in Major Outpatient Surgery
 - 2.3.4. Surgical Complications
- 2.4. Maxillofacial Surgery in Major Outpatient Surgery
 - 2.4.1. Anatomy of the Oral Cavity
 - 2.4.2. Physiology of the Oral Cavity
 - 2.4.3. Main Maxillofacial Surgeries in Major Outpatient Surgery
 - 2.4.4. Surgical Complications
- 2.5. Plastic Surgery Procedures: Otoplasty
 - 2.5.1. Anatomy of the Ear Pinna
 - 2.5.2. Concept of Otoplasty
 - 2.5.3. Types of Otoplasty
 - 2.5.4. Surgical Complications
- 2.6. Plastic Surgery Procedures: Rhinoseptoplasty
 - 2.6.1. Anatomy of the Nasal Pyramid
 - 2.6.2. Concept of Rhinoseptoplasty
 - 2.6.3. Types of Rhinoseptoplasty
 - 2.6.4. Surgical Complications
- 2.7. Dermatology in Major Outpatient Surgery
 - 2.7.1. General Structure of the Skin
 - 2.7.2. Skin Appendages
 - 2.7.3. Main Surgeries in Dermatology in Major Outpatient Surgery
 - 2.7.4. Surgery Complications
- 2.8. Ophthalmology in Major Outpatient Surgery
 - 2.8.1. Structure of the Eyeball
 - 2.8.2. Concepts of Ocular Physiology
 - 2.8.3. Cataract Surgery
 - 2.8.4. Surgical Complications

- 2.9. Antibiotic Prophylaxis in Major Outpatient Surgery
 - 2.9.1. Concept of Antibiotic Prophylaxis
 - 2.9.2. Types of Surgery and Risk of Contamination
 - 2.9.3. Superficial and Deep Surgical Wound Infection
 - 2.9.4. Antibiotic Prophylaxis in the Procedures of Major Outpatient Surgery
- 2.10. Thromboembolic Prophylaxis in Major Outpatient Surgery
 - 2.10.1. Concept of Thromboembolic Prophylaxis
 - 2.10.2. Types of Prophylaxis
 - 2.10.3. Degrees of Recommendation
 - 2.10.4. Thromboembolic Prophylaxis in Major Outpatient Surgery Procedures

Module 3. Transversal Subjects to Major Outpatient Surgery

- 3.1. Patient selection
 - 3.1.1. Selection of Patients Based on Social Factors
 - 3.1.2. Selection of Patients Based on the Surgical Procedure
 - 3.1.3. Selection of Patients Based on Pathologies and/or Co-morbidities
 - 3.1.4. Selection of Patients Based on their Recovery and Discharge Capacity
 - 3.1.5. Selection of Patients Based on Available Health Centers
- 3.2. Quality Indicators
 - 3.2.1. Patient Security
 - 3.2.2. Quality Criteria
 - 3.2.3. Quality Indicators
 - 3.2.4. Complications that Interfere with the Quality of the Major Outpatient Surgery Process
- 3.3. Pain Control
 - 3.3.1. Physiological Response to Acute Post-operative Pain
 - 3.3.2. Assessment and Evaluation of Post-operative Pain
 - 3.3.3. Strategies for Post-operative Pain Control
 - 3.3.4. Analgesia

- 3.4. The Role of Nursing
 - 3.4.1. Evolution of Nursing Care in the Major Outpatient Surgery
 - 3.4.2. Pre-operative Nursing Care
 - 3.4.3. Intraoperative Nursing Care
 - 3.4.4. Post-operative Nursing Care
- 3.5. Pre-anesthetic Study
 - 3.5.1. Functions and Applications of the Pre-anesthetic Study
 - 3.5.2. Medical History
 - 3.5.3. Physical Examination
 - 3.5.4. Complementary Tests
 - 3.5.5. Anesthetic Techniques in Major Outpatient Surgery
- 3.6. Patient Satisfaction
 - 3.6.1. Satisfaction Assessment
 - 3.6.2. What do Patients who have Undergone Major Outpatient Surgery Value the Most?
 - 3.6.3. Satisfaction with the Perioperative Process
 - 3.6.4. Satisfaction with Pain Management
- 3.7. Preparation of the Patient for Major Outpatient Surgery
 - 3.7.1. Pre-Operative Study
 - 3.7.2. Pre-operative Notice at Home
 - 3.7.3. Pre-operative Activities in the Health Center
 - 3.7.4. Scales and Questionnaires
- 3.8. Surgical Discharge Criteria
 - 3.8.1. Post-operative Phases of Patient Recovery
 - 3.8.2. Criteria for Discharge from PACU
 - 3.8.3. Discharge criteria from Environmental Adaptation Room
 - 3.8.4. Criteria Required for Discharge to a Safe Domicile
- 3.9. Structure and Material Resources
 - 3.9.1. Functional Program
 - 3.9.2. Structural Aspects of the Major Outpatient Surgery Unit
 - 3.9.3. Sterilization. Sanitary Equipment
 - 3.9.4. Cleaning and Sanitary Waste Management Protocols

- 3.10. General Aspects of the Treatment in Major Outpatient Surgery
 - 3.10.1. The Physiological and Pathophysiological Process of Wound Healing
 - 3.10.2. Wound Cleaning and Debridement
 - 3.10.3. Bacterial Load Management
 - 3.10.4. Wound Bed Materials and Products
 - 3.10.5. Materials and Products for Wound Covering
 - 3.10.6. Healing using the Mölndal Technique



With this program you will be up-to-date on the need for prophylaxis for surgery and the debate surrounding its use in thromboembolic diseases”

05

Methodology

This academic program offers students a different way of learning. Our methodology uses a cyclical learning approach: **Relearning**.

This teaching system is used, for example, in the most prestigious medical schools in the world, and major publications such as the **New England Journal of Medicine** have considered it to be one of the most effective.



“

Discover Relearning, a system that abandons conventional linear learning, to take you through cyclical teaching systems: a way of learning that has proven to be extremely effective, especially in subjects that require memorization"

At TECH we use the Case Method

What should a professional do in a given situation? Throughout the program, students will face multiple simulated clinical cases, based on real patients, in which they will have to do research, establish hypotheses, and ultimately resolve the situation. There is an abundance of scientific evidence on the effectiveness of the method. Specialists learn better, faster, and more sustainably over time.

With TECH you will experience a way of learning that is shaking the foundations of traditional universities around the world.



According to Dr. Gérvas, the clinical case is the annotated presentation of a patient, or group of patients, which becomes a "case", an example or model that illustrates some peculiar clinical component, either because of its teaching power or because of its uniqueness or rarity. It is essential that the case is based on current professional life, trying to recreate the real conditions in the physician's professional practice.

“

Did you know that this method was developed in 1912, at Harvard, for law students? The case method consisted of presenting students with real-life, complex situations for them to make decisions and justify their decisions on how to solve them. In 1924, Harvard adopted it as a standard teaching method”

The effectiveness of the method is justified by four fundamental achievements:

1. Students who follow this method not only achieve the assimilation of concepts, but also a development of their mental capacity, through exercises that evaluate real situations and the application of knowledge.
2. Learning is solidly translated into practical skills that allow the student to better integrate into the real world.
3. Ideas and concepts are understood more efficiently, given that the example situations are based on real-life.
4. Students like to feel that the effort they put into their studies is worthwhile. This then translates into a greater interest in learning and more time dedicated to working on the course.



Relearning Methodology

At TECH we enhance the case method with the best 100% online teaching methodology available: Relearning.

This university is the first in the world to combine the study of clinical cases with a 100% online learning system based on repetition, combining a minimum of 8 different elements in each lesson, a real revolution with respect to the mere study and analysis of cases.

Professionals will learn through real cases and by resolving complex situations in simulated learning environments. These simulations are developed using state-of-the-art software to facilitate immersive learning.



At the forefront of world teaching, the Relearning method has managed to improve the overall satisfaction levels of professionals who complete their studies, with respect to the quality indicators of the best online university (Columbia University).

With this methodology, more than 250,000 physicians have been trained with unprecedented success in all clinical specialties regardless of surgical load. Our pedagogical methodology is developed in a highly competitive environment, with a university student body with a strong socioeconomic profile and an average age of 43.5 years old.

Relearning will allow you to learn with less effort and better performance, involving you more in your specialization, developing a critical mindset, defending arguments, and contrasting opinions: a direct equation to success.

In our program, learning is not a linear process, but rather a spiral (learn, unlearn, forget, and re-learn). Therefore, we combine each of these elements concentrically.

The overall score obtained by TECH's learning system is 8.01, according to the highest international standards.



This program offers the best educational material, prepared with professionals in mind:



Study Material

All teaching material is produced by the specialists who teach the course, specifically for the course, so that the teaching content is highly specific and precise.

These contents are then applied to the audiovisual format, to create the TECH online working method. All this, with the latest techniques that offer high quality pieces in each and every one of the materials that are made available to the student.



Surgical Techniques and Procedures on Video

TECH introduces students to the latest techniques, the latest educational advances and to the forefront of current medical techniques. All of this in direct contact with students and explained in detail so as to aid their assimilation and understanding. And best of all, you can watch the videos as many times as you like.



Interactive Summaries

The TECH team presents the contents attractively and dynamically in multimedia lessons that include audio, videos, images, diagrams, and concept maps in order to reinforce knowledge.

This exclusive educational system for presenting multimedia content was awarded by Microsoft as a "European Success Story".



Additional Reading

Recent articles, consensus documents and international guidelines, among others. In TECH's virtual library, students will have access to everything they need to complete their course.





Expert-Led Case Studies and Case Analysis

Effective learning ought to be contextual. Therefore, TECH presents real cases in which the expert will guide students, focusing on and solving the different situations: a clear and direct way to achieve the highest degree of understanding.



Testing & Retesting

We periodically evaluate and re-evaluate students' knowledge throughout the program, through assessment and self-assessment activities and exercises, so that they can see how they are achieving their goals.



Classes

There is scientific evidence on the usefulness of learning by observing experts. The system known as Learning from an Expert strengthens knowledge and memory, and generates confidence in future difficult decisions.



Quick Action Guides

TECH offers the most relevant contents of the course in the form of worksheets or quick action guides. A synthetic, practical, and effective way to help students progress in their learning.



06 Certificate

The Postgraduate Diploma in Major Outpatient Surgery guarantees students, in addition to the most rigorous and up-to-date education, access to a Postgraduate Diploma issued by TECH Technological University.





“

Successfully complete this program and receive your university qualification without having to travel or fill out laborious paperwork”

This **Postgraduate Diploma in Major Outpatient Surgery** contains the most complete and up-to-date scientific on the market.

After the student has passed the assessments, they will receive their corresponding **Postgraduate Diploma** issued by **TECH Technological University** via tracked delivery*.

The diploma issued by **TECH Technological University** will reflect the qualification obtained in the Postgraduate Diploma, and meets the requirements commonly demanded by labor exchanges, competitive examinations, and professional career evaluation committees.

Program: **Postgraduate Diploma in Major Outpatient Surgery**

Official N° of Hours: **450 h.**



*Apostille Convention. In the event that the student wishes to have their paper diploma issued with an apostille, TECH EDUCATION will make the necessary arrangements to obtain it, at an additional cost.



Postgraduate Diploma Major Outpatient Surgery

- » Modality: online
- » Duration: 6 months
- » Certificate: TECH Technological University
- » Dedication: 16h/week
- » Schedule: at your own pace
- » Exams: online

Postgraduate Diploma

Major Outpatient Surgery

