

Postgraduate Diploma

Locomotor Pathology in the Geriatric Patient



Postgraduate Diploma Locomotor Pathology in the Geriatric Patient

- » Modality: online
- » Duration: 6 months
- » Certificate: TECH Technological University
- » Dedication: 16h/week
- » Schedule: at your own pace
- » Exams: online

Website: www.techtute.com/us/medicine/postgraduate-diploma/postgraduate-diploma-locomotor-pathology-geriatric-patient

Index

01

Introduction

p. 4

02

Objectives

p. 8

03

Course Management

p. 12

04

Structure and Content

p. 16

05

Methodology

p. 22

06

Certificate

p. 30

01

Introduction

The locomotor system, immune system and rheumatic diseases show specific nuances in elderly patients. These particularities condition both the diagnoses and their treatments. For this reason, it is necessary for specialists to address the main pathologies present at this stage of life in a healthcare system that tends to subspecialize. Faced with this reality, TECH offers graduates an update through a 100% online program, which leads the professional to be aware of the latest advances in degenerative and infectious conditions, metabolic atroparias, aging or pharmacotherapy, among others. Everything under the maximum scientific rigor and with a syllabus prepared by the best specialists in this medical field.





A Postgraduate Diploma of 450 teaching hours of updated information on the approach to Locomotor System Pathologies in the Geriatric Patient"

The increase in life expectancy in most of the world's countries leads to an increase in medical consultations for the care of elderly patients. Due to this situation, it is increasingly necessary for health professionals to be aware of the scientific advances in the integral management of these patients and the most effective treatments for the different pathologies affecting the Locomotor System.

Therefore, people between 50 and 84 years of age with osteoporosis or with chronic inflammatory joint diseases are frequently present. The update in this field is much easier thanks to this Postgraduate Diploma in Locomotor System Pathology in the Geriatric Patient, which was created with the main objective of providing the specialist with a complete update in just 6 months.

This is an academic itinerary that will lead students to deepen their understanding of the concept of aging, geriatric syndromes, their detection and clinical management. So, the syllabus of this degree pays special attention to the pathologies of bone metabolism, degenerative and infectious diseases.

In addition, this degree takes on a greater dynamism thanks to the video summaries of each subject, multimedia pills, case study simulations and readings with which the graduate will be able to further extend the information provided in this academic option.

Undoubtedly, an excellent opportunity for an effective update through a flexible and convenient qualification. In fact, the student only needs a digital device with an Internet connection to visualize, at any time of the day, the content hosted on the virtual platform. This means that without the need for on-site attendance nor classes with restricted schedules, this program is perfectly compatible with the highest responsibilities.

This **Postgraduate Diploma in Locomotor Pathology in the Geriatric Patient Pathology** contains the most complete and up-to-date educational program on the market. Its most outstanding features are:

- ♦ The development of practical cases presented by experts in Rheumatology
- ♦ The graphic, schematic, and practical contents with which they are created, provide scientific and practical information on the disciplines that are essential for professional practice
- ♦ Practical exercises where self-assessment can be used to improve learning
- ♦ Its special emphasis on innovative methodologies
- ♦ Theoretical lessons, questions to the expert, debate forums on controversial topics, and individual reflection assignments
- ♦ Content that is accessible from any fixed or portable device with an Internet connection



An academic option compatible with your daily professional responsibilities and with a syllabus developed by real specialists"

“

Delve whenever you want, from your digital device, into the pathologies caused by increased bone mineral density”

The program’s teaching staff includes professionals from sector who contribute their work experience to this educational program, as well as renowned specialists from leading societies and prestigious universities.

Its multimedia content, developed with the latest educational technology, will provide the professional with situated and contextual learning, i.e., a simulated environment that will provide an immersive education programmed to learn in real situations.

The design of this program focuses on Problem-Based Learning, by means of which the professional must try to solve the different professional practice situations that are presented throughout the academic course. For this purpose, the student will be assisted by an innovative interactive video system created by renowned experts.

Incorporate in your therapeutic procedures the physical activity in the elderly patient and the advances in nutrition for their health.

Thanks to the Relearning system, you will be able to reduce the hours of study and consolidate the most important concepts in a simple way.



02

Objectives

One of the main goals of this Postgraduate Diploma is to update the knowledge of graduates in Locomotor System Pathologies through a comprehensive and practical vision. In this updating effort, TECH provides innovative pedagogical tools, including multimedia pills and case study simulations, which will lead students to effectively integrate the latest diagnostic and therapeutic procedures in this field.





“

The case studies will allow you to delve into clinical situations with patients with bone pathologies as frequent with osteoporosis”



General Objectives

- ♦ Deepen in the processes of aging, its clinical, diagnostic and prognostic implications
- ♦ Investigate the specific biological and physiological determinants of geriatric patients
- ♦ Learn more about the reasons why pathologies manifest themselves differently in geriatric patients, as well as the pharmacological characteristics that condition their treatments
- ♦ Update knowledge of the biopsychosocial determinants related to the aging process
- ♦ Promote comprehensive and holistic care in geriatric patients with rheumatic pathologies, whether measured by the immune system, bone metabolism, paraneoplastic or degenerative manifestations





Specific objectives

Module 1. Specific characteristics of the geriatric patient

- ♦ Further understanding of the concept of aging, updating the knowledge of the biological and physiological bases of the involutive process
- ♦ Study in depth the different pathologies and their peculiarities in the elderly population
- ♦ Provide a global approach to the geriatric patient, integrating the disease with the functional and social aspect as a whole
- ♦ Internalize the pharmacokinetic differences in this elderly population that condition pharmacological prescription, as well as pharmacovigilance programs and prescription quality indicators
- ♦ Learn in depth the use of the most frequently used scales in the evaluation of the functional, mental and social sphere in elderly patients

Module 2. Pathology of bone metabolism

- ♦ Present the latest advances in bone molecular biology to facilitate the diagnosis and management of metabolic bone pathology
- ♦ Perform a correct initial assessment of the elderly patient with osteoporosis, as well as recognize fracture risk factors and fracture risk
- ♦ Identify the problems and limitations of diagnostic techniques and be able to adapt to the specific conditions of this population group to guarantee an adequate diagnosis
- ♦ Perform an adequate management of pharmacological and non-pharmacological therapeutic measures in each of the situations that may arise in metabolic bone pathologies in the specific context of the geriatric population

Module 3. Degenerative and infectious pathology

- ♦ Integrate the manifestations of degenerative and infectious pathology of the locomotor system in the geriatric patient broken down by anatomical structures
- ♦ Be aware of the most current procedures in the approach to degenerative and infectious pathologies of the locomotor system in the geriatric population
- ♦ Identify the most advanced pharmacological and non-pharmacological therapeutic measures in each of the situations that may occur in degenerative and/or infectious pathologies of the locomotor system

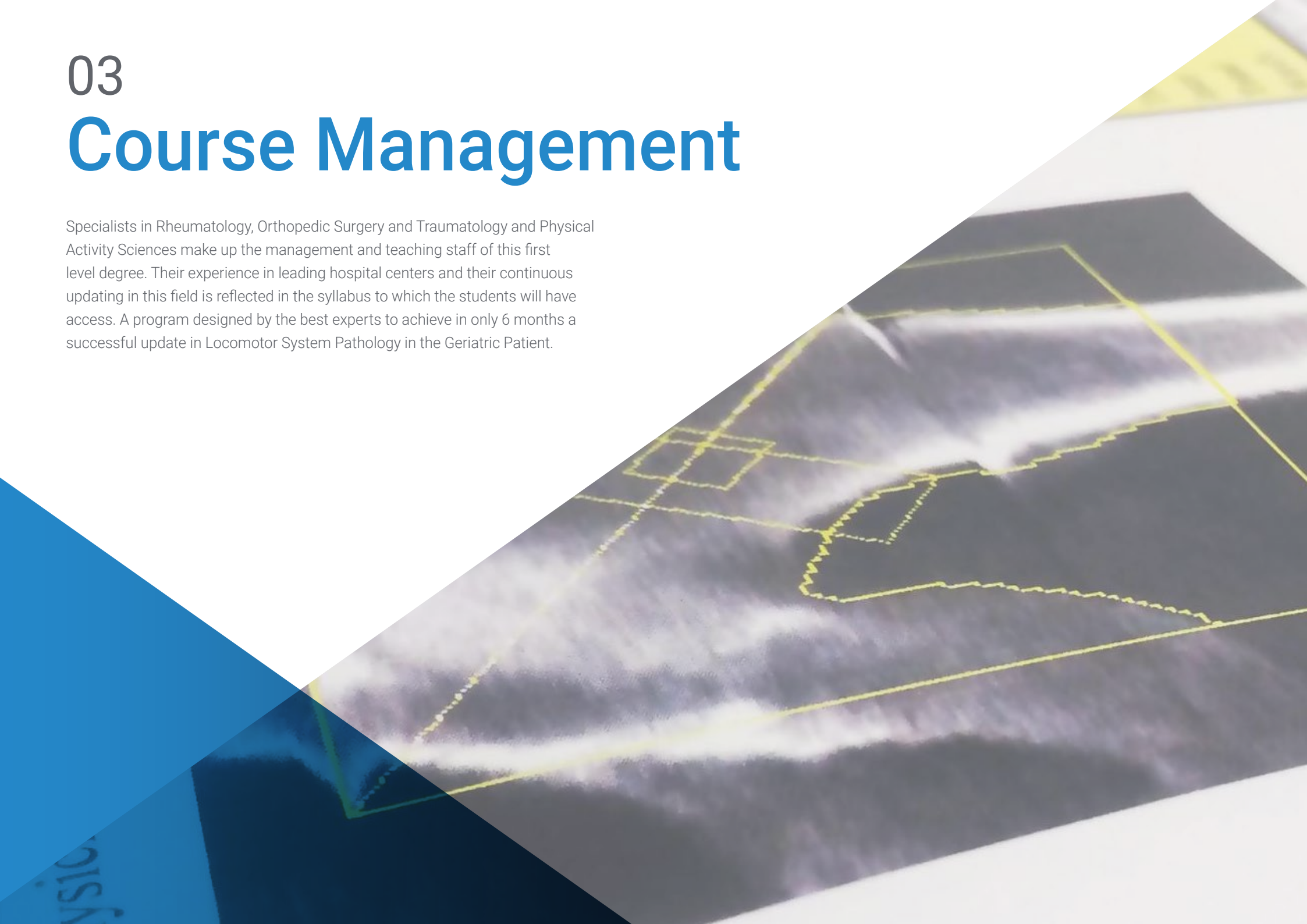


Delve at any time of the day into the latest pharmacological treatments for degenerative pathologies"

03

Course Management

Specialists in Rheumatology, Orthopedic Surgery and Traumatology and Physical Activity Sciences make up the management and teaching staff of this first level degree. Their experience in leading hospital centers and their continuous updating in this field is reflected in the syllabus to which the students will have access. A program designed by the best experts to achieve in only 6 months a successful update in Locomotor System Pathology in the Geriatric Patient.



“

Distinguished specialists in the field of Rheumatology will take you to update your knowledge in Pathology of the Locomotor System in the Geriatric Patient"

Management



Dr. Garcia Martir, Alvaro

- ♦ Rheumatology Specialist at the Tajo University Hospital
- ♦ Physician specializing in Rheumatology at the University Hospital 12 de Octubre
- ♦ Associate Professor of Rheumatology at the University Alfonso X, El Sabio
- ♦ Research Sufficiency by the Complutense University of Madrid
- ♦ Degree in Medicine from the Cantabria University
- ♦ Master's Degree in Rheumatic Diseases mediated by the Immune System, Rey Juan Carlos University and the Spanish Society of Rheumatology
- ♦ EFSUMB Certification: Musculoskeletal Ultrasound level 1
- ♦ Levels A and B of musculoskeletal ultrasound of the Spanish Society of Sports Medicine

Professors

Dr. Parra, Francisco Javier

- ♦ Area Specialist Physician at Tajo Hospital
- ♦ Physician at the Toledo Integral Medical Institute
- ♦ Area Specialist Physician at Principe of Asturias University Hospital, Alcala of Henares
- ♦ Specialist in Orthopedic and Trauma Surgery
- ♦ Physician at the Virgen del Mar Arthroscopy Unit
- ♦ Degree in Medicine from the Autonomous University Madrid
- ♦ Postgraduate Certificate of Advanced Studies from the Complutense University of Madrid
- ♦ Certificate of professional update in Orthopedic Surgery and Traumatology by the Spanish Society of Orthopedic Surgery and Traumatology

Dr. Álvarez Collado, Carlos Juan

- ♦ Physician of the Arthroscopy and Sports Medicine Unit of the University Hospital del Tajo
- ♦ Medical Specialist in Orthopedic Surgery and Traumatology
- ♦ Degree in Medicine from the Complutense University of Madrid
- ♦ Master's Degree in Medical and Clinical Management
- ♦ Own Master's Degree of the National University of Distance Education in collaboration with the National School of Health
- ♦ Master's Degree in Orthopedic Surgery and Traumatology by CEU Cardenal Herrera University

D. Díaz Alcalde, Víctor

- ♦ CEO and personal trainer at PROHEALTH by Víctor Díaz
- ♦ Lecturer at the Institute of Nutrition and Health Sciences (ICNS) of the Catholic University of Murcia
- ♦ Physical trainer and injury trainer for Athletic Club of Madrid
- ♦ Fitness Place Sport Center Sports Coordinator
- ♦ Master's Degree in Physical Activity and Health by the European University Miguel de Cervantes
- ♦ Postgraduate Diploma in preventive exercise applied to people with chronic pathologies by the Francisco de Vitoria University
- ♦ Postgraduate Diploma in planning and prescription of therapeutic exercise by the University Isabel I
- ♦ Postgraduate Diploma in prevention, intervention and functional recovery of injuries by the Polytechnic University of Madrid
- ♦ Degree in Physical Activity and Sports Sciences from the Autonomous University of Madrid

Dr. Ruiz Pinto, Ana

- ♦ Assistant specialist in Geriatrics at the Tajo University Hospital
- ♦ Research Sufficiency by the Alcala de Henares University
- ♦ Master's Degree in Clinical Management, Medical and Healthcare Management from CEU Cardenal Herrera University
- ♦ Member of: Member of the Humanization Committee of the Tajo University Hospital, Member of the Socio-sanitary Committee of the Tajo University Hospital, Member of the subcommittee of the Antimicrobial Use Optimization Program of the Tajo University Hospital, Early Mobilization Working Group of the Tajo University Hospital

Dr. Arconada López, Celia

- ♦ Specialist in Rheumatology at the University Hospital Infanta Elena of Valdemoro
- ♦ Rheumatologist at the University Hospital 12 de Octubre of Madrid
- ♦ Rheumatologist at the University Hospital Infanta Cristina of Parla
- ♦ Rheumatologist in the New Medical Center of Majadahonda
- ♦ Rheumatologist at the Medicentro Clinic in Boadilla del Monte
- ♦ Rheumatologist at Medicentro Clinic in Boadilla del Monte
- ♦ Clinical tutor for internships at the Francisco de Vitoria University, Francisco de Vitoria University
- ♦ Researcher at REASON and STAR Studios
- ♦ Degree in Medicine from the University of Cantabria
- ♦ Member of: Spanish Society of Rheumatology, Madrid Society of Rheumatology (SORCOM), Uveitis Working Group of the SER

Dr. From Santiago Moraga, Mar

- ♦ Spine Unit Physician at the Hospital del Tajo
- ♦ Specialist in Orthopedic and Traumatologic Surgery
- ♦ Degree in Medicine from the Complutense University of Madrid
- ♦ Master's Degree in Research and Specialized Treatment of Pain by the University of Valencia

04

Structure and Content

The curriculum of this Postgraduate Diploma has been designed by an excellent team of specialists in Rheumatology and geriatric patient management. In this way, the professional will be able to obtain the most rigorous information on the main pathologies of this type of patients, the advances in molecular biology and the pharmacological and surgical treatment of degenerative and infectious diseases. For this purpose, it also has an excellent Virtual Library, accessible 24 hours a day, from any electronic device with an Internet connection.






“

Inquire with this degree into the latest scientific evidence on the molecular and cellular biology of bone metabolism”

Module 1. Specific characteristics of the geriatric patient

- 1.1. Physiology of Aging
 - 1.1.1. Aging
 - 1.1.2. Biological Aging Process
- 1.2. Demography and Epidemiology of Aging
 - 1.2.1. Aging in Spain and the Rest of the World
 - 1.2.2. Morbimortality in the Elderly Population and New Challenges
- 1.3. Longevity and Life Expectancy
 - 1.3.1. Senescence Processes and Possible Regulatory Pathways
 - 1.3.2. Healthy Aging
- 1.4. Disease in the Elderly
 - 1.4.1. Intrinsic Capacity, Fragility and Functional Continuum
 - 1.4.2. Acute, Chronic and Multimorbidity Disease
 - 1.4.3. Specialized Geriatric Care
- 1.5. Pharmacotherapy in the Elderly Patient
 - 1.5.1. Pharmacokinetic and Pharmacodynamic Changes
 - 1.5.2. Pharmacovigilance
 - 1.5.3. Prescription Quality
- 1.6. Medical Assessment and Complementary Tests in the Elderly
 - 1.6.1. Medical History
 - 1.6.2. Physical Examination
 - 1.6.3. Complementary Tests
- 1.7. Comprehensive Geriatric Assessment (VGI)
 - 1.7.1. VGI Components
 - 1.7.2. Instruments Used in the VGI
- 1.8. Geriatric Syndromes (SG)
 - 1.8.1. Characteristics of SGs
 - 1.8.2. Classification and Prevalence of SG
 - 1.8.3. Recommendations for Preventive and Therapeutic Management of SG



- 
- 1.9. Aging and Physical Exercise
 - 1.9.1. Neuromuscular System and Aging
 - 1.9.2. Cardiovascular Function, Physical Exercise and Aging
 - 1.9.3. Biomechanics and Mobility Assessment
 - 1.10. Health Care for the Elderly Patient
 - 1.10.1. Care Levels and Social Resources
 - 1.10.2. Strategy for the Prevention and Management of Frailty in the Spanish National Health System
 - 1.10.3. Management and Quality of Care in Health Care for the Elderly

Module 2. Pathology of bone metabolism

- 2.1. Bone Metabolism in the Geriatric Patient
 - 2.1.1. Osteoporosis
 - 2.1.2. Importance of Osteoporosis in the Elderly Special Characteristics of the Geriatric Patient
- 2.2. Epidemiology of Bone Metabolism Pathologies
 - 2.2.1. Most Common Bones Diseases
 - 2.2.2. Epidemiology of Bone Diseases in the Elderly
- 2.3. Molecular and Cellular Biology of Bone Metabolism
 - 2.3.1. Bone Tissue Bone Remodeling Peak Bone Mass Acquisition
 - 2.3.2. Bone Formation/Destruction Imbalance in the Elderly Patient
 - 2.3.3. Elderly Patient: Oxidative Stress, Osteoblast and Osteocyte Senescence, Autophagy
- 2.4. Diagnostic Techniques and Interpretation
 - 2.4.1. Initial Evaluation of the Patient with Osteoporosis
 - 2.4.2. Bone Densitometry and its Correct Interpretation FRAX®. Strengths and Limitations
 - 2.4.3. Biochemical Markers of Bone Remodeling
- 2.5. Importance of 25-Hydroxyvitamin D
 - 2.5.1. Absorption and Metabolism
 - 2.5.2. Optimal Level of 25-Hydroxyvitamin D Daily Requirements
 - 2.5.3. Deficiency and Excess of 25-Hydroxyvitamin D

- 2.6. Pathologies Due to Decreased Bone Mineral Density
 - 2.6.1. Previous Key Concepts
 - 2.6.2. Osteomalacia
- 2.7. Pathologies Due to increase Bone Mineral Density
 - 2.7.1. DISH. Diffuse Idiopathic Diffuse Skeletal Hyperostosis
 - 2.7.2. Paget's Disease of Bone
- 2.8. Other Bone Diseases
 - 2.8.1. Osteonecrosis Hip Avascular Necrosis
 - 2.8.2. Sympathetic Reflex Dystrophy
 - 2.8.3. Renal Osteodystrophy
- 2.9. Treatment I: Prevention and Non-Pharmacological Measures
 - 2.9.1. Physical Activity and Exercise in the Elderly Patient
 - 2.9.2. Geriatric Nutrition: Nutritional Problems in Elderly Adults
 - 2.9.3. Calcium and Vitamin D Supplementation
- 2.10. Treatment II: Pharmacology
 - 2.10.1. Types of Drugs Antiresorptives and Osteoformers
 - 2.10.2. Combination Therapy vs Sequence Therapy
 - 2.10.3. Special Situations

Module 3. Degenerative and infectious pathology

- 3.1. Arthrosis
 - 3.1.1. Etiopathogenesis. Primary and Secondary Arthrosis
 - 3.1.2. Role of Non-Bony Structures in Osteoarthritis
 - 3.1.3. Molecular Biology of Osteoarthritis
- 3.2. Diagnostic Techniques for Osteoarthritis
 - 3.2.1. Reality of the Techniques we Request in the Practice
 - 3.2.2. From Conventional Radiography to Nuclear Medicine
 - 3.2.3. Other Techniques
- 3.3. Musculoskeletal Deterioration Associated with Aging. Fractures in the Elderly
 - 3.3.1. Age-associated Musculoskeletal Pathophysiology: Sarcopenia and Osteopenia
 - 3.3.2. Epidemiology and Socioeconomic Cost
 - 3.3.3. Most Frequent Fractures in the Emergency and Consultation Room
- 3.4. Pelvis and Hip Fractures in the Elderly
 - 3.4.1. Epidemiology Socioeconomic Implications and Public Health Issues
 - 3.4.2. Diagnosis and Classification
 - 3.4.3. Treatment
- 3.5. Degenerative and Traumatic Pathology of the Elderly Spine
 - 3.5.1. Characteristics and Pathophysiology of Aging at the Spinal Level
 - 3.5.2. Fractures Specific to Geriatric Age
 - 3.5.3. Degenerative Disc, Joint and Canal Pathology
 - 3.5.4. Therapy Options
- 3.6. Other Arthropathies
 - 3.6.1. Neuropathic Arthropathy
 - 3.6.2. Hemorrhagic Arthropathy
 - 3.6.3. Other Arthropathic Disorders
- 3.7. Overview of Osteoarthritis Treatment
 - 3.7.1. Conservative Treatment
 - 3.7.2. Surgical Treatment with Joint Preservation
 - 3.7.3. Prosthetic Treatment

- 3.8. Musculoskeletal Infections
 - 3.8.1. Soft Tissue Infections
 - 3.8.2. Bone Infections: Osteomyelitis
 - 3.8.3. Joint Infections
 - 3.8.4. Implant Infections
- 3.9. Soft Tissue Injuries
 - 3.9.1. Traumatic and Inflammatory Muscle Injuries
 - 3.9.2. Degenerative, Traumatic and Inflammatory Tendon Injuries
 - 3.9.3. Synovial Bursa Pathology
- 3.10. Joint Trauma
 - 3.10.1. Contusions
 - 3.10.2. Sprains
 - 3.10.3. Dislocation

“

With this degree you will effectively update the tools used to carry out a comprehensive geriatric assessment"



05

Methodology

This academic program offers students a different way of learning. Our methodology follows a cyclical learning process: **Relearning**.

This teaching system is used, for example, in the most prestigious medical schools in the world, and major publications such as the ***New England Journal of Medicine*** have considered it to be one of the most effective.



“

Discover Relearning, a system that abandons conventional linear learning to take you through cyclical teaching systems: a way of learning that has proven to be extremely effective, especially in subjects that require memorization”

At TECH we use the Case Method

What should a professional do in a given situation? Throughout the program, students will face multiple simulated clinical cases, based on real patients, in which they will have to do research, establish hypotheses, and ultimately resolve the situation. There is an abundance of scientific evidence on the effectiveness of the method. Specialists learn better, faster, and more sustainably over time.

With TECH you will experience a way of learning that is shaking the foundations of traditional universities around the world.



According to Dr. Gérvas, the clinical case is the annotated presentation of a patient, or group of patients, which becomes a "case", an example or model that illustrates some peculiar clinical component, either because of its teaching power or because of its uniqueness or rarity. It is essential that the case is based on current professional life, trying to recreate the real conditions in the physician's professional practice.

“

Did you know that this method was developed in 1912, at Harvard, for law students? The case method consisted of presenting students with real-life, complex situations for them to make decisions and justify their decisions on how to solve them. In 1924, Harvard adopted it as a standard teaching method”

The effectiveness of the method is justified by four fundamental achievements:

1. Students who follow this method not only achieve the assimilation of concepts, but also a development of their mental capacity, through exercises that evaluate real situations and the application of knowledge.
2. Learning is solidly translated into practical skills that allow the student to better integrate into the real world.
3. Ideas and concepts are understood more efficiently, given that the example situations are based on real-life.
4. Students like to feel that the effort they put into their studies is worthwhile. This then translates into a greater interest in learning and more time dedicated to working on the course.



Relearning Methodology

At TECH we enhance the case method with the best 100% online teaching methodology available: Relearning.

This university is the first in the world to combine the study of clinical cases with a 100% online learning system based on repetition, combining a minimum of 8 different elements in each lesson, a real revolution with respect to the mere study and analysis of cases.

Professionals will learn through real cases and by resolving complex situations in simulated learning environments. These simulations are developed using state-of-the-art software to facilitate immersive learning.



At the forefront of world teaching, the Relearning method has managed to improve the overall satisfaction levels of professionals who complete their studies, with respect to the quality indicators of the best online university (Columbia University).

With this methodology, more than 250,000 physicians have been trained with unprecedented success in all clinical specialties regardless of surgical load. Our pedagogical methodology is developed in a highly competitive environment, with a university student body with a strong socioeconomic profile and an average age of 43.5 years old.

Relearning will allow you to learn with less effort and better performance, involving you more in your specialization, developing a critical mindset, defending arguments, and contrasting opinions: a direct equation to success.

In our program, learning is not a linear process, but rather a spiral (learn, unlearn, forget, and re-learn). Therefore, we combine each of these elements concentrically.

The overall score obtained by TECH's learning system is 8.01, according to the highest international standards.



This program offers the best educational material, prepared with professionals in mind:



Study Material

All teaching material is produced by the specialists who teach the course, specifically for the course, so that the teaching content is highly specific and precise.

These contents are then applied to the audiovisual format, to create the TECH online working method. All this, with the latest techniques that offer high quality pieces in each and every one of the materials that are made available to the student.



Surgical Techniques and Procedures on Video

TECH introduces students to the latest techniques, the latest educational advances and to the forefront of current medical techniques. All of this in direct contact with students and explained in detail so as to aid their assimilation and understanding. And best of all, you can watch the videos as many times as you like.



Interactive Summaries

The TECH team presents the contents attractively and dynamically in multimedia lessons that include audio, videos, images, diagrams, and concept maps in order to reinforce knowledge.

This exclusive educational system for presenting multimedia content was awarded by Microsoft as a "European Success Story".



Additional Reading

Recent articles, consensus documents and international guidelines, among others. In TECH's virtual library, students will have access to everything they need to complete their course.





Expert-Led Case Studies and Case Analysis

Effective learning ought to be contextual. Therefore, TECH presents real cases in which the expert will guide students, focusing on and solving the different situations: a clear and direct way to achieve the highest degree of understanding.



Testing & Retesting

We periodically evaluate and re-evaluate students' knowledge throughout the program, through assessment and self-assessment activities and exercises, so that they can see how they are achieving their goals.



Classes

There is scientific evidence on the usefulness of learning by observing experts. The system known as Learning from an Expert strengthens knowledge and memory, and generates confidence in future difficult decisions.



Quick Action Guides

TECH offers the most relevant contents of the course in the form of worksheets or quick action guides. A synthetic, practical, and effective way to help students progress in their learning.



06 Certificate

The Postgraduate Diploma in Locomotor System Pathology in the Geriatric Patient guarantees students, in addition to the most rigorous and up-to-date education, access to a Postgraduate Diploma issued by TECH Technological University.



“

Successfully complete this program and receive your university qualification without having to travel or fill out laborious paperwork”

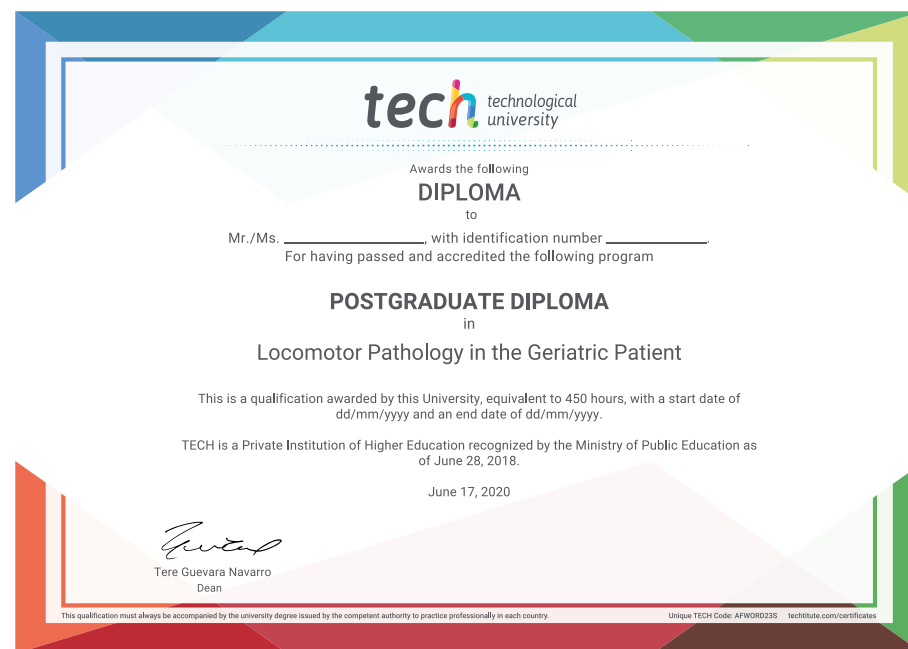
This **Postgraduate Diploma in Locomotor System Pathology in the Geriatric Patient** contains the most complete and up-to-date scientific program on the market.

After the student has passed the assessments, they will receive their corresponding **Postgraduate Diploma**, issued by **TECH Technological University** via tracked delivery*.

The diploma issued by **TECH Technological University** will reflect the qualification obtained in the Postgraduate Diploma, and meets the requirements commonly demanded by labor exchanges, competitive examinations, and professional career evaluation committees.

Title: **Postgraduate Diploma in Locomotor System Pathology in the Geriatric Patient**

Official N° of Hours: **450 h.**



*Apostille Convention. In the event that the student wishes to have their paper diploma issued with an apostille, TECH EDUCATION will make the necessary arrangements to obtain it, at an additional cost.

future
health confidence people
education information tutors
guarantee accreditation teaching
institutions technology learning
community commitment
personalized service innovation
knowledge present
development language
virtual classroom



Postgraduate Diploma
Locomotor Pathology
in the Geriatric Patient

- » Modality: online
- » Duration: 6 months
- » Certificate: TECH Technological University
- » Dedication: 16h/week
- » Schedule: at your own pace
- » Exams: online

Postgraduate Diploma

Locomotor Pathology in the Geriatric Patient

