

Postgraduate Diploma

Imported Parasitosis





Postgraduate Diploma Imported Parasitosis

Course Modality: **Online**

Duration: **6 months.**

Certificate: **TECH Technological University**

18 ECTS Credits

Teaching Hours: **450 hours.**

Website: www.techitute.com/medicine/postgraduate-diploma/postgraduate-diploma-imported-parasitosis

Index

01

Introduction

p. 4

02

Objectives

p. 8

03

Course Management

p. 12

04

Structure and Content

p. 18

05

Methodology

p. 22

06

Certificate

p. 30

01

Introduction

Tourism and leisure travel have become part of our way of life. Thousands of people travel each year to the most desirable paradises, often unconsciously facing the risk that parasitic diseases pose to the unsuspecting traveler. Aware of this, this Postgraduate Diploma offers the professional the necessary tools to recognize, diagnose and treat a group of diseases which are totally different from the most common in the medical practice, with an eminently practical and contextualized approach.



“

The boom in tourism makes it necessary for professionals to update their knowledge in order to offer better care to their patients"

During this Postgraduate Diploma the student will have the opportunity to acquire the basic knowledge required to face the situations that arise around patients suspected of having contracted a disease while travelling.

All this, developing knowledge from the moment of diagnosis, with an in-depth study of the guidelines that the specialist must follow, to the information on procedures or attitudes to banish in this medical practice. During the development of the course contents, you will learn to integrate the new techniques and the most advanced procedures in this discipline into your work.

The differential contribution of this specialist course is the practical vision of the program. This approach has been taken to all the teaching developments that the student will have in the development of the training, and that will be of great help when dealing with parasitic diseases with greater success.

This approach has been applied to all the teaching material that the student will have during the training course, and which will be of great help when dealing with parasitic diseases with a greater level of success. In this way this University ensures to offer you the academic updating objective it intends. A multidisciplinary team of professors with training and experience in different environments, who will develop the theoretical knowledge in an efficient way, but, above all, will bring their practical knowledge derived from their own experience to the course: one of the differential qualities of this Postgraduate Diploma.

This mastery of the subject is complemented by the effectiveness of the methodological design of this Postgraduate Diploma. Developed by a multidisciplinary team of e-learning experts, it integrates the latest advances in educational technology. This way, you will be able to study with a range of comfortable and versatile multimedia tools that will give you the operability you need in your training.

This **Postgraduate Diploma in Imported Parasitosis** contains the most complete and up-to-date program on the market. The most important features of the program include:

- ♦ Developing practical cases presented by experts in travel medicine.
- ♦ The graphic, schematic, and eminently practical contents with which they are created provide scientific and practical information on the disciplines that are essential for professional practice.
- ♦ Practical exercises where the self-assessment process can be carried out to improve learning.
- ♦ Special emphasis on innovative methodologies.
- ♦ Theoretical lessons, questions to the expert, debate forums on controversial topics, and individual reflection assignments.
- ♦ Content that is accessible from any fixed or portable device with an Internet connection.



Become an essential prestige physician in your work unit through this academic program"

“

In addition, as it is a 100% online program, you can study wherever and whenever you want”

With an electronic device with an Internet connection, you can access the largest content bank in the industry.

Become a better doctor capable of fighting imported parasitic diseases more efficiently.

The program's teaching staff includes professionals from the sector who contribute their work experience to this training program, as well as renowned specialists from leading societies and prestigious universities.

The multimedia content, developed with the latest educational technology, will provide the professional with situated and contextual learning, i.e., a simulated environment that will provide immersive training programmed to train in real situations.

This program is designed around Problem Based Learning, whereby the professional must try to solve the different professional practice situations that arise during the academic year. For this purpose, the professional will be assisted by an innovative interactive video system created by renowned and experienced experts.



02

Objectives

The main objective of this Postgraduate Diploma is to improve the skills of healthcare professionals, through the acquisition of the most updated and innovative scientific knowledge in the field of tropical diseases and international health that will allow them to develop the skills that will turn their daily clinical practice into a standard of the best available scientific evidence, with a critical, innovative, multidisciplinary, and integrative approach.





“

TECH's goal is to provide you with the best knowledge and expertise in the field of imported parasitosis"



General Objective

- Guarantee professional improvement, through up-to-date and in-depth knowledge of the best scientific evidence for the prevention, diagnosis, and treatment of tropical diseases and international health with a multidisciplinary and integrative approach that facilitates the control of these pathologies.



You will achieve your goals thanks to our tools and you will be accompanied along the way by leading professionals"





Specific Objectives

Module 1. Parasitic Diseases

- ♦ Delve into the study of the most important parasitosis and neglected diseases in tropical regions.
- ♦ Highlight the role of Zoonoses as an important global health problem in tropical regions.

Module 2. Parasitic Diseases Transmitted by Vectors

- ♦ Explain the clinical, diagnostic, and therapeutic elements of neglected tropical diseases.
- ♦ Highlight the role of vector control and the clinical epidemiological study of arbovirosis.

Module 3. Non-Vector Parasitic Diseases

- ♦ Address in detail and depth the most up-to-date scientific evidence in the vast world of vector control and vector-borne diseases.
- ♦ Explain the pathogenic mechanisms and the most frequent neoplasms associated with infectious agents in the tropics.

03

Course Management

Renowned and recognized medical specialists with numerous publications, extensive teaching experience, and professional experience in many countries, where many of the diseases studied have a high morbimortality, participate in the teaching program. The teaching team is made up of a multidisciplinary faculty from various medical specialties, such as internal medicine, general surgery, microbiology, pathological anatomy, and pharmacology, who are involved in the care of these patients.



“

An impressive teaching staff, made up of professionals from different areas of expertise, will be your teachers during the program: a unique opportunity not to be missed"

Management



Dr. Díaz Menéndez, Marta

- Specialist in Internal Medicine in the Department of Infectious/Tropical Medicine at Carlos III-La Paz Hospital.
- Degree in Medicine and Surgery from the University of Alcalá de Henares
- Specialty in Internal Medicine at La Paz University Hospital, Madrid.
- Doctorate in Medicine from the Autonomous University Madrid
- Teaching placements in Equatorial Guinea and Ethiopia as complementary training in tropical medicine.
- Master's Degree in HIV Infection at the Rey Juan Carlos University
- Diploma in Nursing from the Autonomous University of Madrid.
-

Professors

Dra. de Miguel Buckley, Rosa

- ♦ F.E.A. Internal Medicine- Infectious Diseases Unit/ HIV Unit/Tropical and Travel Medicine Unit. La Paz University Hospital (Madrid)
- ♦ Degree in Medicine, University of Seville
- ♦ Medical Elective in the Digestive Service, Hepatology Section, at Cork University Hospital
- ♦ Professional Exchange of the International Federation of Medical Students' Associations, Cardiology Department, en The Medical University of Bialystok Clinical Hospital
- ♦ Collaborator in Health Research Fund (FIS) projects.
- ♦ Collaborating researcher in clinical trials TANGO, SALSA (multicenter, simplification of antiretroviral treatment), Hospital registry of patients affected by bacterial resistance (SEIMC).

Dr. Arsuaga Vicente, Marta

- ♦ F.E.A. Tropical Medicine and Travel Medicine Unit at La Paz University Hospital
- ♦ Degree in Medicine and Surgery from the University of Alcalá de Henares.
- ♦ Doctorate in Medicine from the Autonomous University Madrid
- ♦ Specialist in Internal Medicine from the Autonomous University Madrid
- ♦ Master's Degree in Tropical Medicine and International Health from the AUM
- ♦ Expert in Emerging Viruses from UAN

Dr. Untoria Tabares, Yeray

- ♦ Resident Intern, Internal Medicine La Paz University Hospital - Madrid
- ♦ Degree in Medicine from the Complutense University of Madrid.
- ♦ Master's Degree in Clinical Medicine from the Camilo José Cela University
- ♦ Master's Degree in Infectious Diseases and Antimicrobial Treatment from CEU Cardenal Herrera University.
- ♦ Postgraduate Diploma in Microbiological Diagnosis, Antimicrobial Treatment and Research in Infectious Pathology from CEU Cardenal Herrera University
- ♦ Postgraduate Diploma in Community and Nosocomial Infections from CEU Cardenal Herrera University
- ♦ Postgraduate Diploma in Chronic Infectious Diseases and Imported Infections from CEU Cardenal Herrera University

Dr. Trigo Esteban, Elena

- ♦ Physician in the Department of Tropical and Traveler's Diseases at the Carlos III Hospital La Paz.
- ♦ Degree in Medicine and Surgery from the Complutense University of Madrid
- ♦ Master's Degree in Tropical and Health Medicine from the Autonomous University of Madrid
- ♦ Degree in Emerging Viruses from the Autonomous University of Madrid.
- ♦ Course in Tropical and Infectious Diseases by the Oswaldo Cruz Foundation. Evandro Chagas Clinical Research Institute

Falces Romero, Iker

- ♦ Specialist in the Microbiology and Parasitology Department at La Paz University Hospital.
- ♦ Degree in Pharmacy from the University of Salamanca
- ♦ Master in Tropical Diseases from the University of Salamanca
- ♦ Professor of Special Microbiology on the Degree in Medicine at the Autonomous University of Madrid.

De la Calle Prieto, Fernando

- ♦ Physician in the Tropical and Travel Medicine Unit of the Carlos III-La Paz Hospital
- ♦ Collaborating physician in the Department of Internal Medicine, Faculty of Medicine, Complutense University of Madrid.
- ♦ Degree in Medicine and Surgery from the University of Alcalá de Henares
- ♦ Master's Degree in Tropical Medicine and International Health from the Autonomous University of Madrid

Dr. Arribas López, José Ramón

- ♦ Head of the Infectious Diseases Department at La Paz University Hospital.
- ♦ Coordinator of the High-Level Isolation Unit La Paz - Carlos III Hospital
- ♦ Degree in Medicine and Surgery from the Complutense University of Madrid
- ♦ Doctorate in Medicine from the Autonomous University Madrid





Dr. Marcelo Calvo, Cristina

- ♦ F.E.A. of Internal Medicine at La Paz University Hospital
- ♦ Degree in Medicine and Surgery from the University of Alcalá.
- ♦ Master's Degree in Infectious Diseases and Microbiological Diagnosis from CEU Cardenal Herrera University.
- ♦ Master's Degree in Integration and Clinical Problem Solving in Medicine from the University of Alcalá, Spain.
- ♦ Expert in community and nosocomial infections from the CEU Cardenal Herrera University
- ♦ Postgraduate Diploma in chronic infectious pathologies and imported infections from CEU Cardenal Herrera University

Dr. Díaz Pollán, Beatriz

- ♦ Specialist in the area of Infectious Diseases at La Paz University Hospital.
- ♦ Degree in Medicine and Surgery from the Autonomous University of Madrid.
- ♦ Master's Degree in Infectious Diseases and Antimicrobial Treatment from CEU Cardenal Herrera University.
- ♦ Postgraduate Diploma in community and nosocomial infections from the CEU Cardenal Herrera University
- ♦ Postgraduate Diploma in Microbiological Diagnosis, Antimicrobial Treatment and Research in Infectious Pathology from CEU Cardenal Herrera University
- ♦ Postgraduate Diploma in chronic infectious pathologies and imported infections from CEU Cardenal Herrera University

04

Structure and Content

The development of the contents of this Postgraduate Diploma has been created by establishing an exhaustive tour through each and every one of the essential topics in the field of imported parasitic diseases. With a sequential process that will take you through the topics, constantly acquiring new knowledge, this training will become an incredible leap towards the clinical forefront in this specialty.





“

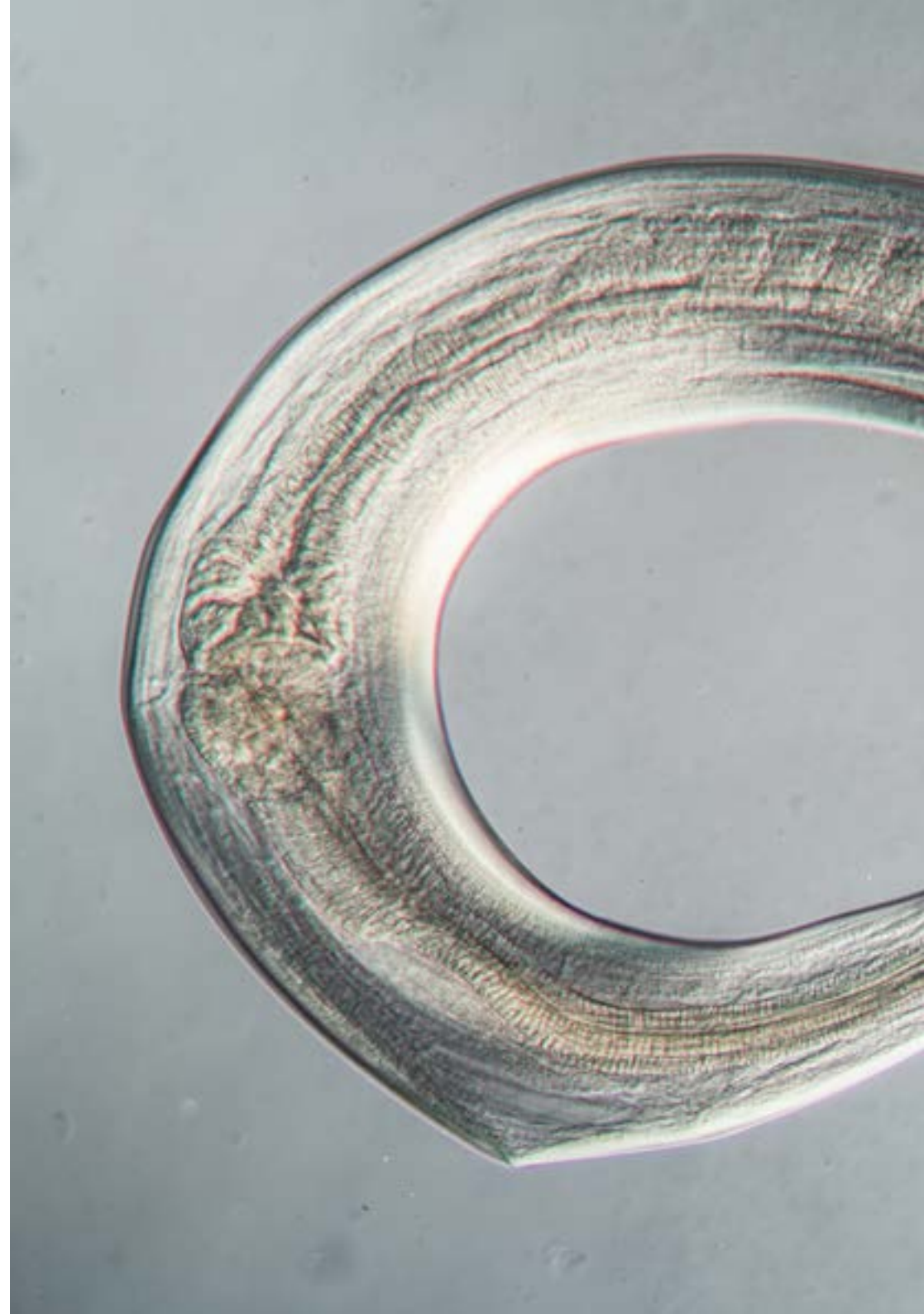
This university offers you the most complete and up-to-date syllabus on the market with the aim of training you for professional success"

Module 1. Parasitic Diseases

- 1.1. Update on Parasitic Tropical Diseases.
- 1.2. Parasites: Classification and General Concepts.
- 1.3. Epidemiology of Parasitic Diseases.
- 1.4. Parasitic Disease Control.
- 1.5. Neglected Tropical Diseases. Concept and Classification
- 1.6. Neglected Tropical Diseases (NTDs): Global Initiatives in NTD Control
- 1.7. Antiparasitics I
- 1.8. Antiparasitics II
- 1.9. Antiparasitic Drug Resistance: Management of Resistant Malaria
- 1.10. Vaccines in Development against Parasites

Module 2. Parasitic Diseases Transmitted by Vectors

- 2.1. Malaria.
- 2.2. Babesiosis.
- 2.3. Leishmaniasis
- 2.4. American Trypanosomiasis: Chagas Disease
- 2.5. African Trypanosomiasis: Sleeping Sickness
- 2.6. Loasis
- 2.7. Onchocerciasis
- 2.8. Mansonellosis and Lymphatic Filariasis.
- 2.9. Miscellaneous I: Skin Diseases: Pediculosis, Scabies, and Myiasis
- 2.10. Miscellaneous II: Bites and Stings





Module 3. Non-Vector Parasitic Diseases

- 3.1. Schistosomiasis
- 3.2. Amoebiasis.
- 3.3. Giardiasis
- 3.4. Geohelminthiasis
- 3.5. Taeniasis
- 3.6. Fascioliasis
- 3.7. Echinococcosis
- 3.8. Dracunculiasis
- 3.9. Toxocariasis.
- 3.10. Trichinosis.

“Add to your professional profile the prestige of a Postgraduate Diploma issued by TECH Technological University”

05

Methodology

This training program provides you with a different way of learning. Our methodology uses a cyclical learning approach: ***Re-learning***.

This teaching system is used in the most prestigious medical schools in the world, and major publications such as the ***New England Journal of Medicine*** have considered it to be one of the most effective.



“

Discover Re-learning, a system that abandons conventional linear learning, to take you through cyclical teaching systems: a way of learning that has proven to be extremely effective, especially in subjects that require memorization".

At TECH we use the Case Method

In a given situation, what would you do? Throughout the program you will be presented with multiple simulated clinical cases based on real patients, where you will have to investigate, establish hypotheses and, finally, resolve the situation. There is abundant scientific evidence on the effectiveness of the method. Specialists learn better, faster, and more sustainably over time.

With TECH you can experience a way of learning that is shaking the foundations of traditional universities around the world.



According to Dr. Gervas, the clinical case is the annotated presentation of a patient, or group of patients, which becomes a "case", an example or model that illustrates some peculiar clinical component, either because of its teaching potential or because of its uniqueness or rarity. It is essential that the case is based on current professional life, trying to recreate the real conditions in professional medical practice.

“

Did you know that this method was developed in 1912 at Harvard for law students? The case method consisted of presenting students with real-life, complex situations for them to make decisions and justify their decisions on how to solve them. In 1924, Harvard adopted it as a standard teaching method”

The effectiveness of the method is justified by four fundamental achievements:

1. Students who follow this method not only grasp concepts, but also develop their mental capacity by evaluating real situations and applying their knowledge.
2. The learning process has a clear focus on practical skills that allow the student to better integrate into the real world.
3. Ideas and concepts are understood more efficiently, given that the example situations are based on real-life.
4. Students like to feel that the effort they put into their studies is worthwhile. This then translates into a greater interest in learning and more time dedicated to working on the course.



Re-Learning Methodology

At TECH we enhance the Harvard case method with the best 100% online teaching methodology available: Re-learning.

Our University is the first in the world to combine the study of clinical cases with a 100% online learning system based on repetition, combining a minimum of 8 different elements in each lesson, which represent a real revolution with respect to simply studying and analyzing cases.

The physician will learn through real cases and by solving complex situations in simulated learning environments. These simulations are developed using state-of-the-art software to facilitate immersive learning.



At the forefront of world teaching, the Re-learning method has managed to improve the overall satisfaction levels of professionals who complete their studies, with respect to the quality indicators of the best Spanish-speaking online university (Columbia University).

With this methodology we have trained more than 250,000 physicians with unprecedented success, in all clinical specialties regardless of the surgical load. All this in a highly demanding environment, where the students have a strong socio-economic profile and an average age of 43.5 years.

Re-learning will allow you to learn with less effort and better performance, involving you more in your specialization, developing a critical mindset, defending arguments, and contrasting opinions: a direct equation to success.

In our program, learning is not a linear process, but rather a spiral (we learn, unlearn, forget, and re-learn). Therefore, we combine each of these elements concentrically.

The overall score obtained by our learning system is 8.01, according to the highest international standards.



In this program you will have access to the best educational material, prepared with you in mind:



Study Material

All teaching material is produced by the specialists who teach the course, specifically for the course, so that the teaching content is highly specific and precise.

This content is then adapted in an audiovisual format that will create our way of working online, with the latest techniques that allow us to offer you high quality in all of the material that we provide you with.



Latest Techniques and Procedures on Video

We introduce you to the latest techniques, to the latest educational advances, to the forefront of current medical techniques. All this, in first person, with the maximum rigor, explained and detailed for your assimilation and understanding. And best of all, you can watch them as many times as you want.



Interactive Summaries

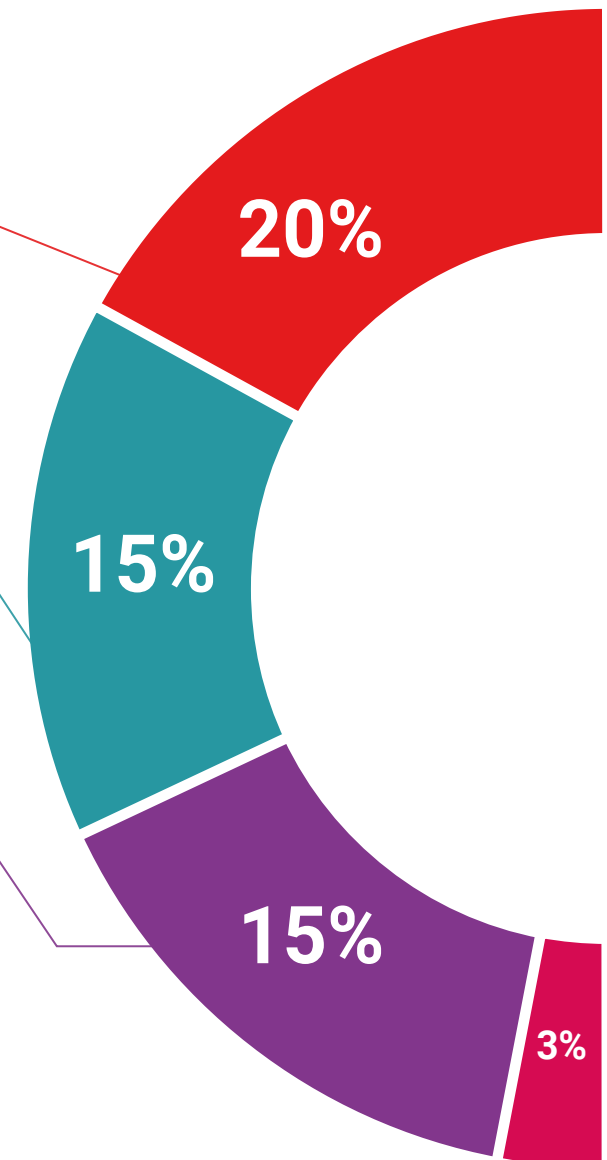
We present the contents attractively and dynamically in multimedia lessons that include audio, videos, images, diagrams, and concept maps in order to reinforce knowledge.

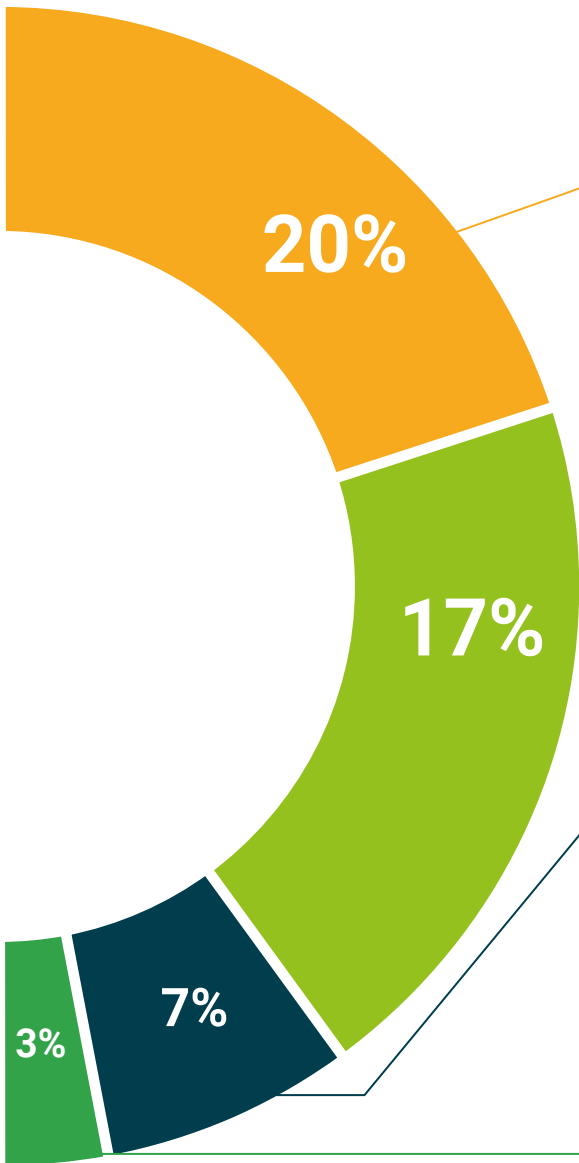
This unique multimedia content presentation training system was awarded by Microsoft as a "European Success Story".



Additional Reading

Recent articles, consensus documents, international guides. in our virtual library you will have access to everything you need to complete your training.





Expert-Led Case Studies and Case Analysis

Effective learning ought to be contextual. Therefore, we will present you with real case developments in which the expert will guide you through focusing on and solving the different situations: a clear and direct way to achieve the highest degree of understanding.



Testing & Re-testing

We periodically evaluate and re-evaluate your knowledge throughout the program, through assessment and self-assessment activities and exercises: so that you can see how you are achieving your goals.



Classes

There is scientific evidence suggesting that observing third-party experts can be useful.

Learning from an expert strengthens knowledge and memory, and generates confidence in our future difficult decisions.



Quick Action Guides

We offer you the most relevant contents of the course in the form of worksheets or quick action guides. A synthetic, practical, and effective way to help you progress in your learning.



06 Certificate

The **Postgraduate Diploma in Imported Parasitosis** guarantees you, in addition to the most rigorous and up-to-date training, access to a Postgraduate Diploma issued by **TECH Technological University**.



“

Successfully complete this Postgraduate Diploma and receive your university certificate without travel or laborious paperwork”

This **Postgraduate Diploma in Imported Parasitosis** contains the most complete and up-to-date program on the market.

After the student has passed the evaluations, he/she will receive by mail with acknowledgment of receipt their corresponding Postgraduate Diploma issued by **TECH Technological University**.

The certificate issued by **TECH Technological University** will specify the qualification obtained through the Postgraduate Diploma, and meets the requirements commonly demanded by labor exchanges, competitive examinations, and professional career evaluation committees.

Title: **Postgraduate Diploma in Imported Parasitosis**

ECTS: **18**

Official Number of Hours: **450 hours**.



*Apostille Convention. In the event that the student wishes to have their paper diploma issued with an apostille, TECH EDUCATION will make the necessary arrangements to obtain it, at an additional cost.

health future
confidence people
education information tutors
guarantee accreditation teaching
institutions technology learning
community commitment
personalized service innovation
knowledge present quality
development languages
virtual classroom



Postgraduate Diploma Imported Parasitosis

Course Modality: Online

Duration: 6 months.

Certificate: TECH Technological University

18 ECTS Credits

Teaching Hours: 450 hours.

Postgraduate Diploma Imported Parasitosis

