

# Postgraduate Diploma Head and Neck ORL





## Postgraduate Diploma Head and Neck ORL

Course Modality: **Online**

Duration: **6 months.**

Certificate: **TECH - Technological University**

**18 ECTS Credits**

Teaching Hours: **450**

Website: [www.techtute.com/us/medicine/postgraduate-diploma/postgraduate-diploma-head-neck-orl](http://www.techtute.com/us/medicine/postgraduate-diploma/postgraduate-diploma-head-neck-orl)

# Index

01

Introduction

---

*p. 4*

02

Objectives

---

*p. 8*

03

Course Management

---

*p. 12*

04

Structure and Content

---

*p. 16*

05

Methodology

---

*p. 24*

06

Certificate

---

*p. 32*

# 01

# Introduction

Within the specialty of Otorhinolaryngology, the study of head and neck pathology occupies a prominent place in clinical practice. For this it is essential to have detailed knowledge of the anatomy and physiology of the cervical region. This program has been created to respond to the need for a complete and up-to-date course, bringing together all the developments and advances that medical professionals need to know into one single training course.





“

*This Postgraduate Diploma is unique in the field of  
ORL due to its quality and flexibility”*

This Postgraduate Diploma is not intended to be a review of the syllabus of the specialty, but rather to present, in an attractive and novel way, some of the most current topics in the discipline. The course covers clinical, diagnostic and surgical aspects, offering advanced algorithms based on the best possible scientific evidence, all of which will be of great use to the student.

In the development of each topic, plenty of iconography will be used to achieve a better understanding of the contents.

Upon finishing this Postgraduate Diploma, students will have a more complete idea of the most innovative aspects of the specialty, allowing them to more confidently and successfully deal with the extensive list of pathologies they face in daily practice.

The program is structured in a series of modules which correspond to the diverse sub-specialties in Otorhinolaryngology. In many cases there are common aspects among each sub-specialty, and in each of these modules the most innovative aspects are presented in greater detail and in a more specialized way. So, students can learn about aspects that they will encounter throughout their professional practice, which are updated and covered in great depth.

In each of the topics, the general aspects that constitute the basis of knowledge are presented in order to then be able to go deeper into the subject in the following sections, with iconographic and multimedia support, and also diagnostic and therapeutic algorithms adapted to each topic.

This **Postgraduate Diploma in Head and Neck ORL** offers you the advantages of a high-level scientific, teaching, and technological training. These are some of its most notable features:

- ♦ The latest technology in online teaching software
- ♦ A highly visual teaching system, supported by graphic and schematic contents that are easy to assimilate and understand
- ♦ Practical cases presented by practising experts
- ♦ State-of-the-art interactive video systems.
- ♦ Teaching supported by telepractice
- ♦ Continuous updating and recycling systems
- ♦ Autonomous learning: full compatibility with other occupations
- ♦ Practical exercises for self-evaluation and learning verification
- ♦ Support groups and educational synergies: questions to the expert, debate and knowledge forums.
- ♦ Communication with the teacher and individual reflection work
- ♦ Availability of content from any fixed or portable device with an internet connection.
- ♦ Banks of complementary documentation permanently available,

even after the program.



*Head and Neck Pathology and Facial Paralysis, from an ORL approach in a high intensity training"*

“

*Efficiency-based learning on the fundamental premise of total flexibility, allowing you to train in a way that is compatible with other occupations”*

Our teaching staff is made up of professionals from different fields related to this specialty. In this way we ensure that we deliver the educational update we are aiming for. A multidisciplinary team of professionals trained and experienced in different environments, who will develop the theoretical knowledge in an efficient way, but above all, they will bring their practical knowledge from their own experience to the Postgraduate Diploma: one of the differential qualities of this training.

This mastery of the subject is complemented by the effectiveness of the methodology used in the design of this Postgraduate Diploma in Head and Neck ORL. Developed by a multidisciplinary team of *e-learning* experts, it integrates the latest advances in educational technology. This way, you will be able to study with a range of comfortable and versatile multimedia tools that will give you the operability you need in your training.

The design of this program is based on Problem-Based Learning: an approach that conceives learning as a highly practical process. To achieve this remotely, we will use telepractice: With the help of an innovative interactive video system, and *Learning from an Expert* you will be able to acquire the knowledge as if you were actually dealing with the scenario you are learning about. A concept that will allow you to integrate and fix learning in a more realistic and permanent way.

*With a methodological design that relies on teaching techniques proven for their effectiveness, this Postgraduate Diploma in Head and Neck ORL will take you through different teaching approaches to allow you to learn in a dynamic and effective way.*



# 02 Objectives

The objective of this training is to enable you to achieve the highest degree of specialization in the areas of head and neck disorders and facial paralysis from an ORL perspective. Through a specialization created to train you in a progressive and constant way, you will learn and integrate the new developments in the work of otorhinolaryngology that have been taking place in the field.







“

*The objective of this training is quality: in the study method, in the teaching staff and in the contents. So that the experience propels you forward in your career”*



### General Objective

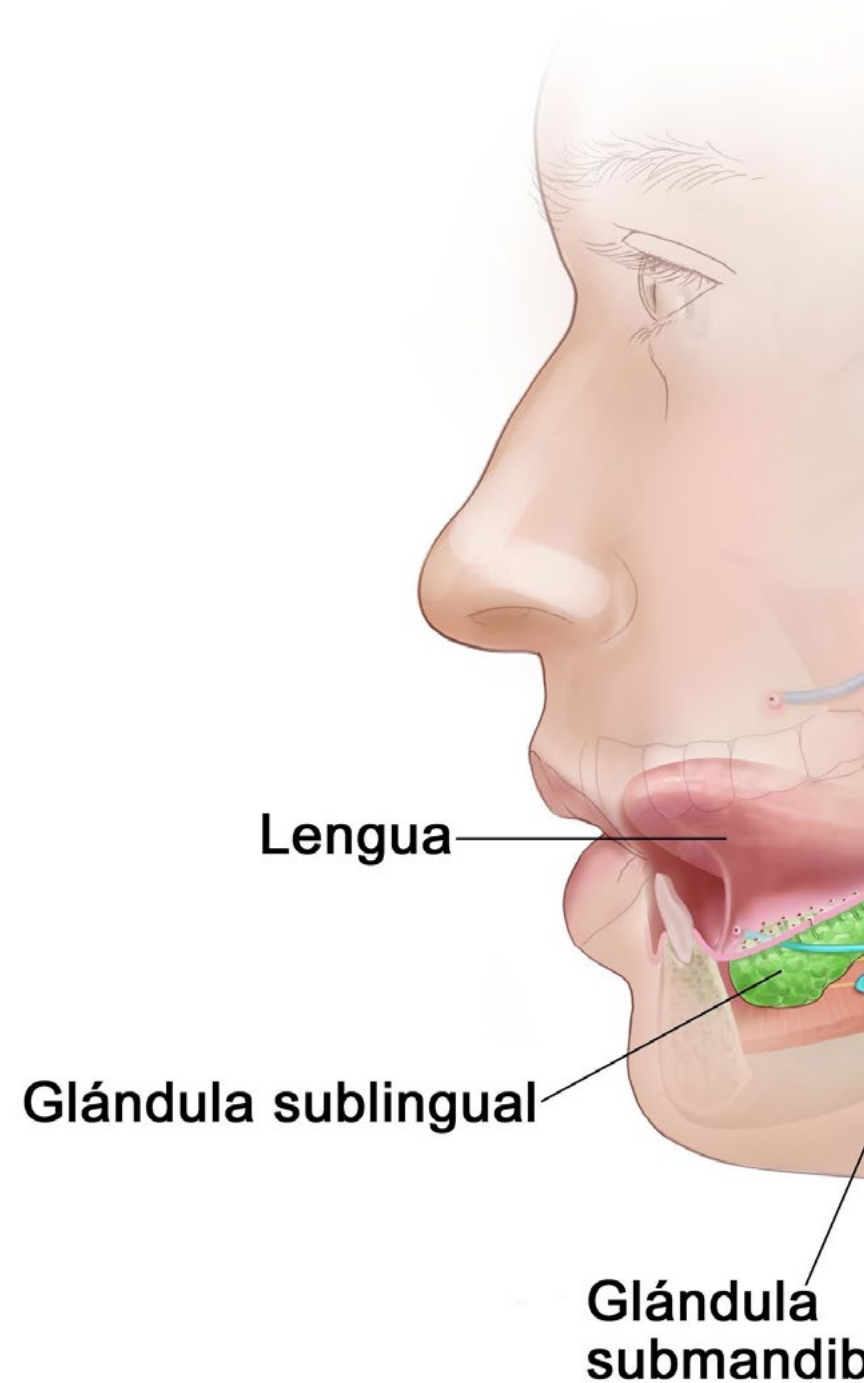
---

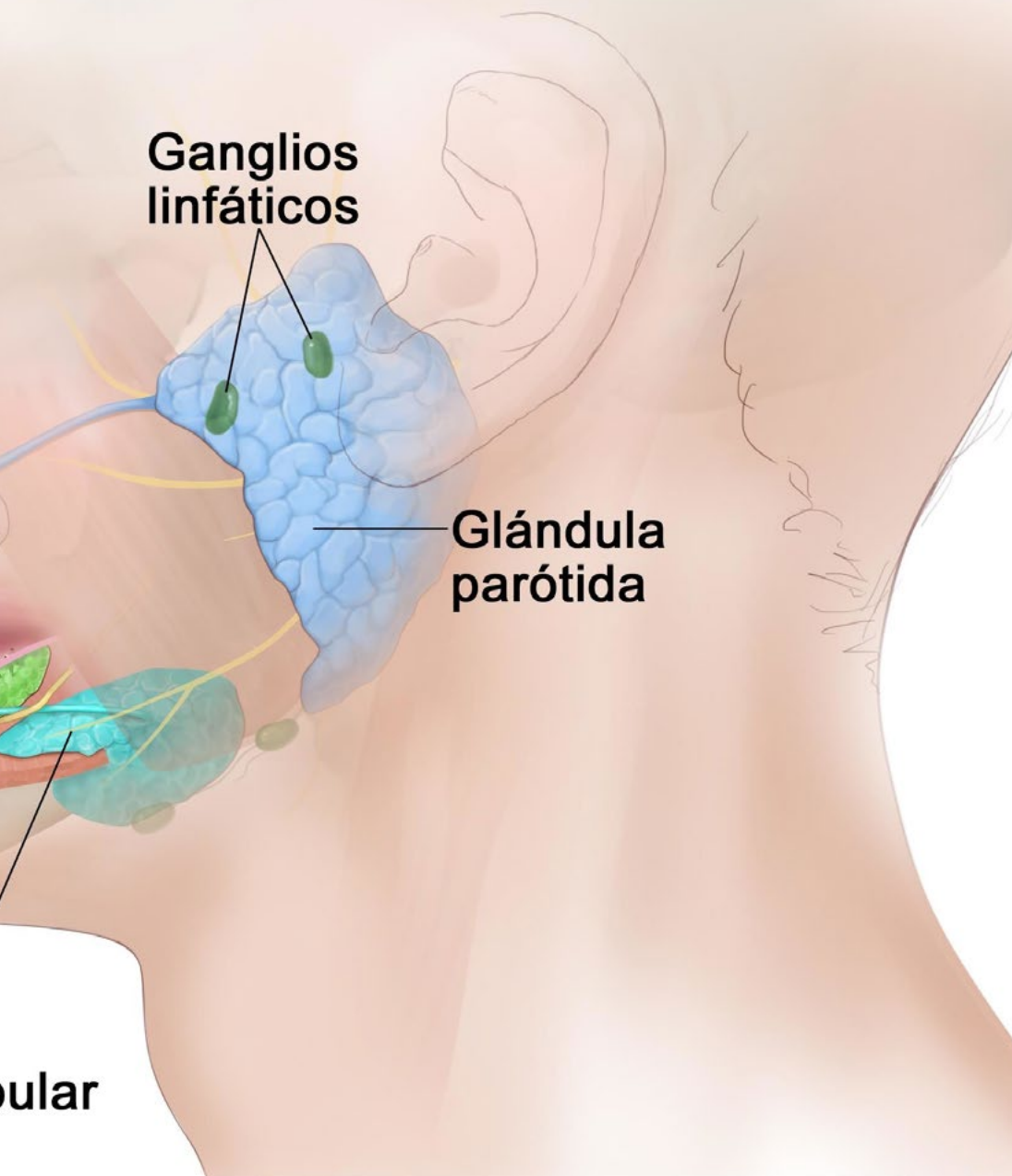
- Completely update your knowledge on the different aspects and interventions in otorhinolaryngology.

“

*A path to achieve training and professional growth that will propel you towards a greater level of competitiveness in the employment market”*

## Anatomía de las





## Specific Objectives

- Know the anatomy and physiology of the cervical region, as well as the clinical examination and imaging diagnosis used.. Learn about cervical tumor pathology, both benign and malignant, paying special attention to the management of lymphadenopathies of unknown origin and their diagnostic and therapeutic strategy.
- Gain in-depth knowledge of the different types of tumor that affect the upper aerodigestive tract. The clinical, endoscopic findings and imaging tests that allow us to diagnose it. After the diagnosis, gain knowledge of the multidisciplinary treatment involved in managing these tumors.
- Gain a deeper understanding of the facial nerve pathology, its origin and how it manifests itself, how to assess it and how to interpret the studies to evaluate the best indication. This can be in the acute phase or in the phase where a deformity is already present, where effective corrective treatments can be proposed.

03

# Course Management

Within the concept of total quality of our program, we are proud to put at your disposal a Teaching Staff of the highest level, chosen for their proven experience. Professionals from different areas and fields of expertise that make up a complete, multidisciplinary team. A unique opportunity to learn from the best.





“

*Our teaching team, experts in Head and Neck ORL, will help you succeed in your profession”*

## Management



### Dr. Gutiérrez Fonseca, Raimundo

- ♦ Rey Juan Carlos University Hospital Chief of Otorhinolaryngology Service (ORL)
- ♦ Rey Juan Carlos University: ORL Associate Professor
- ♦ General Secretary of the Spanish Society of ORL Head and Neck Surgery
- ♦ Member of the Dysphagia Research Group of the European Laryngological Society

## Professors

### Dr. Gutiérrez Fonseca, Raimundo

- ♦ Rey Juan Carlos University Hospital Chief of Otorhinolaryngology Service (ORL).
- ♦ Rey Juan Carlos University: ORL Associate Professor
- ♦ General Secretary of the Spanish Society of ORL Head and Neck Surgery.
- ♦ Member of the Dysphagia Research Group of the European Laryngological Society.

### Dr. Lavilla Martín de Valmaseda, Maria José

- ♦ Degree in Medicine and Surgery from the University of Zaragoza. (Promotion 1981-1987)
- ♦ Specialist in Otorhinolaryngology and Cervicofacial Surgery, completed the period of Internal Medical Resident from 1989 to 1992, Salamanca Clinical Hospital
- ♦ Specialist in Otorhinolaryngology and Cervicofacial Surgery, January 1993

**Dr. Méndez-Benegassi Silva, Ivan**

- Medicine and Surgery degree. October 1994 Jun 2000. School of Medicine and Odontology Santiago de Compostela University, Galicia. Spain.
- Medicine internal residency training in Otorhinolaryngology: 1- July- 2002 to 30-June-2006. Jiménez Díaz Foundation Hospital. Autonomous University of Madrid (UAM) Spain.
- Additional training residency: General surgery on calls and maxilofacial surgery assistant during my residency period in Fundación Jiménez Díaz Hospital, including 1st assistant in general surgery and sometimes in other surgical specialties.
- PhD teaching courses of the Doctorate program in Medicine and Surgery in the Autonomous University of Madrid (Universidad Autónoma de Madrid ,UAM) achieved

**Dr. de Toro Gil, Laura**

- ORL Specialist, Rey Juan Carlos University Hospital. Full-time Attending Physician, October 2016 to present
- Moncloa HLA University Hospital, July 2017 to present
- ORL Specialist, Univeristy Hospital of Guadalajara Full-time Attending Physician from July to October 2016
- ORL Specialist in CRUZ VERDE Clinic, Alcalá de Henares, Madrid Private Clinic. From May 2016 -June 2017



# 04

## Structure and Content

The contents of this Postgraduate Diploma have been developed by the different experts involved in the program, with a clear purpose: to ensure that our students acquire each and every one of the necessary skills to become true experts in this field.

A complete and well-structured program that will take you to the highest standards of quality and success.







“

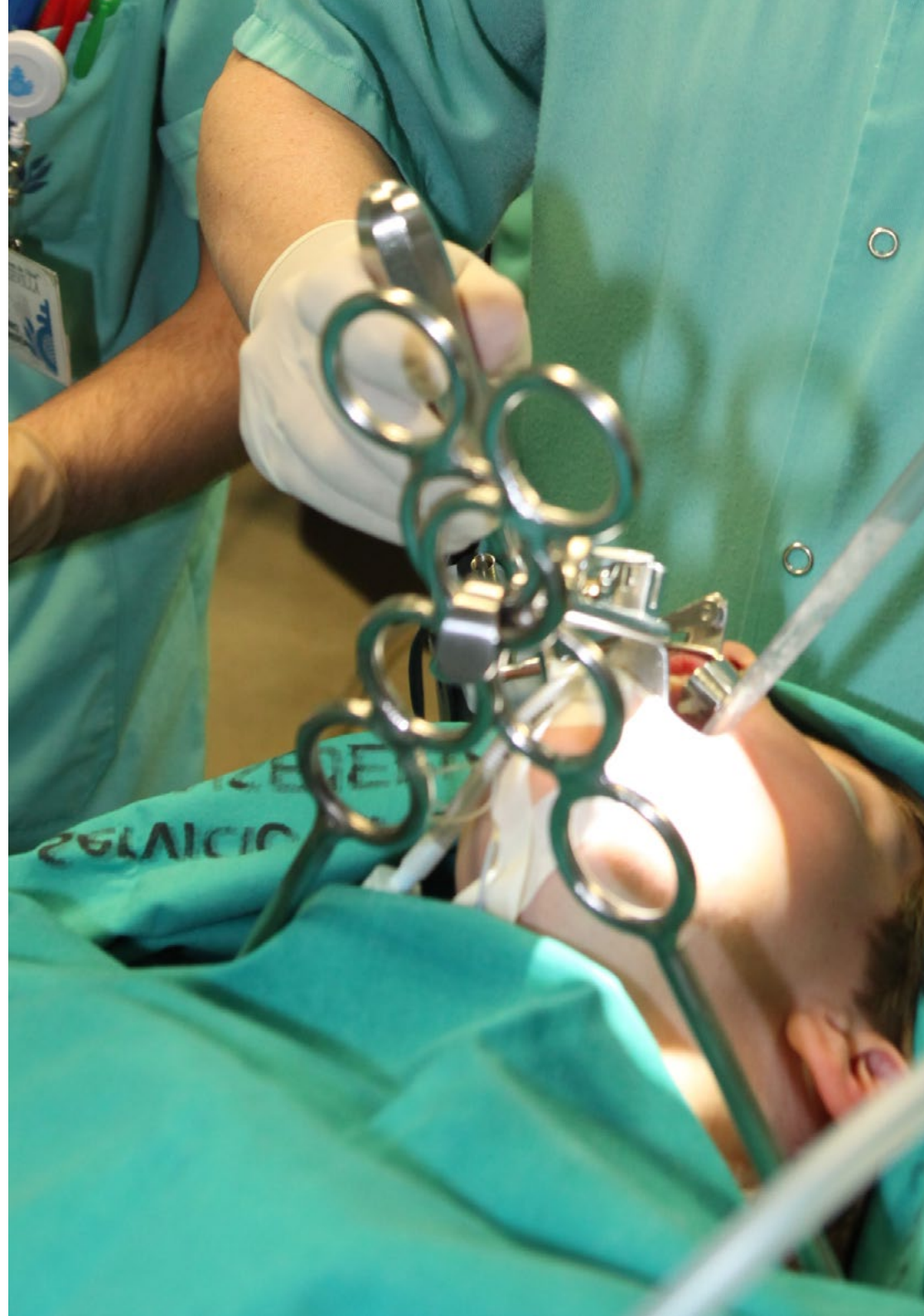
*A comprehensive teaching program, structured in well-developed teaching units, oriented towards learning that is compatible with your personal and professional life”*

### Module 1. Head and Neck Pathology I

- 1.1. Anatomy and Physiology of the Cervical Region Evaluation.
- 1.2. Epidemiology of Cervical Masses
- 1.3. Benign Cervical Masses
- 1.4. Malignant Cervical Masses
- 1.5. Adenopathies of Unknown Origin
- 1.6. Assessment of Cervical Masses
- 1.7. Imaging Tests of the Neck PET-CT Scans in Cervical Masses
- 1.8. Histological Basis of Cervical Tumor Pathology
- 1.9. Diagnostic Strategy in Cervical Masses
- 1.10. Monitoring of Adenopathies of Unknown Origin

### Module 2. Head and Neck Pathology II

- 2.1. Basis of Head and Neck Oncology
- 2.2. Tumors of the Oral Cavity and Oropharynx
- 2.3. Rhinopharyngeal or Cavum Tumors
- 2.4. Larynx and Hypopharynx Tumors
- 2.5. Treatment of Pharyngolaryngeal Tumors
- 2.6. Open Surgery in Head and Neck Tumors
- 2.7. Minimally Invasive Surgery: Transoral Laser Surgery Ultrasonic Surgery Robotic Surgery Non-surgical Treatment
- 2.8. Reconstructive Surgery in Head and Neck Oncology
- 2.9. Non-Surgical Treatment in Head and Neck Oncology
- 2.10. Functional Rehabilitation of the Head and Neck Oncology Patient





### Module 3. Update on Facial Paralysis

- 3.1. General Aspects of Facial Nerve Pathology
- 3.2. Anatomy and Pathophysiology of Facial Paralysis
- 3.3. Etiopathogenesis of Facial Paralysis
- 3.4. Management of Peripheral Facial Paralysis in the Acute Phase
- 3.5. Radiological Evaluation of Facial Paralysis
- 3.6. Neurophysiological Evaluation of Facial Paralysis
- 3.7. Bell's Palsy and Ramsay Hunt Syndrome
- 3.8. Iatrogenic and Traumatic Paralysis
- 3.9. Reparation Techniques of the Facial Nerve and Facial Reinnervation
- 3.10. Dynamic and Static Reconstruction Techniques
- 3.11. Rehabilitation Management of Facial Paralysis
- 3.12. Results and Future Treatment of Facial Paralysis

“

*A comprehensive teaching program, structured in well-developed teaching units, oriented towards learning that is compatible with your personal and professional life”*

05

# Methodology

This training program provides you with a different way of learning. Our methodology uses a cyclical learning approach: ***Re-learning***.

This teaching system is used, for example, in the most prestigious medical schools in the world, and major publications such as the ***New England Journal of Medicine*** have considered it to be one of the most effective.



“

*Discover Re-learning, a system that abandons conventional linear learning, to take you through cyclical teaching systems: a way of learning that has proven to be extremely effective, especially in subjects that require memorization"*

## At TECH we use the Case Method

What should a professional do in a given situation? Throughout the program, students will face multiple simulated clinical cases, based on real patients, in which they will have to do research, establish hypotheses, and ultimately resolve the situation. There is an abundance of scientific evidence on the effectiveness of the method. Specialists learn better, faster, and more sustainably over time.

*With TECH you will experience a way of learning that is shaking the foundations of traditional universities around the world.*



According to Dr. Gérvas, the clinical case is the annotated presentation of a patient, or group of patients, which becomes a "case", an example or model that illustrates some peculiar clinical component, either because of its teaching power or because of its uniqueness or rarity. It is essential that the case is based on current professional life, trying to recreate the real conditions in the physician's professional practice.

“

*Did you know that this method was developed in 1912, at Harvard, for law students? The case method consisted of presenting students with real-life, complex situations for them to make decisions and justify their decisions on how to solve them. In 1924, Harvard adopted it as a standard teaching method”*

The effectiveness of the method is justified by four fundamental achievements:

1. Students who follow this method not only achieve the assimilation of concepts, but also a development of their mental capacity, through exercises that evaluate real situations and the application of knowledge.
2. Learning is solidly translated into practical skills that allow the student to better integrate into the real world.
3. Ideas and concepts are understood more efficiently, given that the example situations are based on real-life.
4. Students like to feel that the effort they put into their studies is worthwhile. This then translates into a greater interest in learning and more time dedicated to working on the course.



## Re-learning Methodology

At TECH we enhance the Harvard case method with the best 100% online teaching methodology available: Re-learning.

This university is the first in the world to combine the study of clinical cases with a 100% online learning system based on repetition, combining a minimum of 8 different elements in each lesson, a real revolution with respect to the mere study and analysis of cases.



*Professionals will learn through real cases and by resolving complex situations in simulated learning environments. These simulations are developed using state-of-the-art software to facilitate immersive learning.*



At the forefront of world teaching, the Re-learning method has managed to improve the overall satisfaction levels of professionals who complete their studies, with respect to the quality indicators of the best Spanish-speaking online university (Columbia University).

With this methodology, more than 250,000 physicians have been trained with unprecedented success in all clinical specialties regardless of surgical load. Our pedagogical methodology is developed in a highly competitive environment, with a university student body with a high socioeconomic profile and an average age of 43.5 years old.

*Re-learning will allow you to learn with less effort and better performance, involving you more in your specialization, developing a critical mindset, defending arguments, and contrasting opinions: a direct equation to success.*

In our program, learning is not a linear process, but rather a spiral (learn, unlearn, forget, and re-learn). Therefore, we combine each of these elements concentrically.

The overall score obtained by TECH's learning system is 8.01, according to the highest international standards.



This program offers the best educational material, prepared with professionals in mind:



#### Study Material

All teaching material is produced by the specialists who teach the course, specifically for the course, so that the teaching content is really specific and precise.

These contents are then applied to the audiovisual format, to create the TECH online working method. All this, with the latest techniques that offer high quality pieces in each and every one of the materials that are made available to the student.



#### Surgical Techniques and Procedures on Video

TECH introduces students to the latest techniques, the latest educational advances and to the forefront of current medical techniques. All of this in direct contact with students and explained in detail so as to aid their assimilation and understanding. And best of all, you can watch the videos as many times as you like.



#### Interactive Summaries

The TECH team presents the contents attractively and dynamically in multimedia lessons that include audio, videos, images, diagrams, and concept maps in order to reinforce knowledge.

This exclusive multimedia content presentation training Exclusive system was awarded by Microsoft as a "European Success Story".



#### Additional Reading

Recent articles, consensus documents and international guidelines, among others. In TECH's virtual library, students will have access to everything they need to complete their course.





#### Expert-Led Case Studies and Case Analysis

Effective learning ought to be contextual. Therefore, TECH presents real cases in which the expert will guide students, focusing on and solving the different situations: a clear and direct way to achieve the highest degree of understanding.



#### Testing & Retesting

We periodically evaluate and re-evaluate students' knowledge throughout the program, through assessment and self-assessment activities and exercises: so that they can see how they are achieving your goals.



#### Classes

There is scientific evidence on the usefulness of learning by observing experts: The system termed Learning from an Expert strengthens knowledge and recall capacity, and generates confidence in the face of difficult decisions in the future.



#### Quick Action Guides

TECH offers the most relevant contents of the course in the form of worksheets or quick action guides. A synthetic, practical, and effective way to help students progress in their learning.



# 06 Certificate

Through a different and stimulating learning experience, you will be able to acquire the necessary skills to take a big step in your training. An opportunity to progress, with the support and monitoring of a modern and specialized university, which will propel you to another professional level.





“

*Include in your training a Postgraduate Diploma in Head and Neck ORL: A highly qualified added value for any medical professional”*

This **Postgraduate Diploma in Head and Neck ORL** is the most complete and up-to-date scientific program on the market.

After the student has passed the evaluations, they will receive their corresponding **certificate** issued by **TECH - Technological University via tracked delivery**.

The diploma issued by **TECH Technological University** will reflect the qualification obtained in the Postgraduate Diploma, and meets the requirements commonly demanded by labor exchanges, competitive examinations, and professional from career evaluation committees.

Title: **Postgraduate Diploma in Head and Neck ORL**

ECTS: **18**

Official Number of Hours: **450**



\*Apostille Convention. In the event that the student wishes to have their paper diploma issued with an apostille, TECH EDUCATION will make the necessary arrangements to obtain it, at an additional cost.

health future  
confidence people  
education information tutors  
guarantee accreditation teaching  
institutions technology learning  
community commitment  
personalized service innovation  
knowledge present quality  
development languages  
virtual classroom



## Postgraduate Diploma Head and Neck ORL

Course Modality: Online

Duration: 6 months.

Certificate: TECH - Technological University

18 ECTS Credits

Teaching Hours: 450

# Postgraduate Diploma Head and Neck ORL