

# Postgraduate Diploma

## Frequent Pathologies in Pediatrics





## Postgraduate Diploma Frequent Pathologies in Pediatrics

- » Modality: online
- » Duration: 6 months
- » Certificate: TECH Technological University
- » Dedication: 16h/week
- » Schedule: at your own pace
- » Exams: online

Website: [www.techtitute.com/us/medicine/postgraduate-diploma/postgraduate-diploma-frequent-pathologies-pediatrics](http://www.techtitute.com/us/medicine/postgraduate-diploma/postgraduate-diploma-frequent-pathologies-pediatrics)

# Index

01

Introduction

p. 4

02

Objectives

p. 8

03

Structure and Content

p. 12

04

Methodology

p. 16

05

Certificate

p. 24

# 01 Introduction

Pediatric medicine, like adult medicine, contemplates a wide range of pathologies characterized by the immaturity of the different systems that make up the child's organism. For this reason, the approach to a clinical case of, for example, arthritis in the infant, is not carried out in the same way as with an elderly patient, establishing a series of guidelines and specific diagnostic and therapeutic protocols for this type of situation. Therefore, in view of the continuous scientific advances being made in this field, TECH has considered it necessary to develop a program that allows physicians to keep up to date with the latest developments in rheumatology, allergies, locomotor system, ophthalmology and urology-nephrology. Through a 100% online academic experience, you will be able to implement the most cutting-edge and effective clinical strategies in your medical practice in just 6 months.

“

*A program designed on the basis of the most avant-garde and sophisticated academic technology, which will allow you to keep up to date with the latest developments in pediatrics without the need to attend classes in person"*

Although the most frequent pathologies in pediatric consultation are usually related to infections, there is a wide range of diseases that also occur quite frequently, such as allergies, podiatric disorders, decreased visual acuity, etc. This is due to the fact that the child's immune system is immature, which makes it more difficult to fight the different conditions that it may be forced to face. In this type of cases, determining the origin of the symptoms is fundamental to establish specialized therapeutic guidelines, since, in some cases, infants are unable to express exactly what is happening to them.

For this reason, and with the aim of enabling professionals in the pediatric field to update their practice in order to offer innovative and comprehensive health care, TECH has developed a complete program in which you can find the most innovative information on the clinical approach to common pathologies in children's consultations. This is a 6-month academic experience during which you will delve into the latest advances related to rheumatology, as well as allergies and the most accurate diagnostic tests for early identification. You will also work intensively on perfecting your skills in the management of diseases affecting the locomotor and visual systems, concluding with a thorough review of new developments in urology and nephrology in children.

The students will have the support of a teaching team versed in the area, which, in addition to providing support during the program, has actively participated in the design of the entire theoretical, practical and additional content. Thanks to this, it is possible to guarantee a qualification of the highest level in which, in addition to the syllabus and real clinical cases, the specialist will be able to find multidisciplinary material to deepen in a personalized way in the different sections. All compacted in a convenient and flexible 100% online format, so that you can access the update of your practice from wherever you want and through any device with an Internet connection.

This **Postgraduate Diploma in Frequent Pathologies in Pediatrics** contains the most complete and up-to-date scientific program on the market. The most important features include:

- The development of case studies presented by experts in Pediatrics and Primary Care
- Graphic, schematic, and practical contents with which they are created, provide scientific and practical information on the disciplines that are essential for professional practice
- Practical exercises where the self-assessment process can be carried out to improve learning
- Its special emphasis on innovative methodologies
- Theoretical lessons, questions for experts, discussion forums on controversial issues and individual reflection work
- Content that is accessible from any fixed or portable device with an Internet connection

*"You will work intensively on perfecting your diagnostic and therapeutic skills for an up-to-date approach to the different rheumatologic pathologies in infants"*

*"Osteoarticular infections are infrequent in the pediatric practice, however, the physician must know the latest techniques for their management, something that you will be able to acquire with this program"*

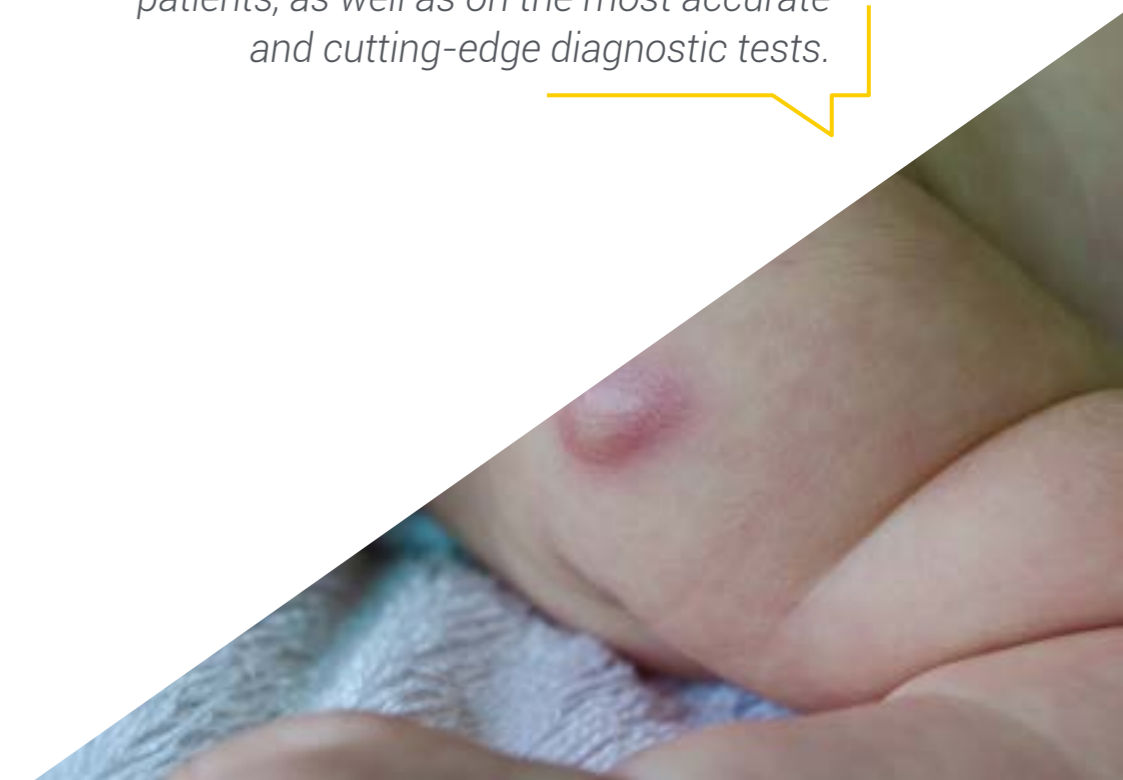
The program's teaching staff includes professionals from the sector who bring to this training the experience of their work, as well as recognized specialists from prestigious reference societies and universities.

The multimedia content, developed with the latest educational technology, will provide the professional with situated and contextual learning, i.e., a simulated environment that will provide immersive training programmed to train in real situations.

This program is designed around Problem-Based Learning, whereby professionals must try to solve the different professional practice situations that arise throughout the program. For this purpose, the students will be assisted by an innovative interactive video system created by renowned experts.

*You will have access to 400 hours of the best theoretical, practical and additional content, which has been compacted in a convenient, accessible and flexible 100% online format.*

*The perfect program to update you on the different allergies that can affect pediatric patients, as well as on the most accurate and cutting-edge diagnostic tests.*



# 02 Objectives

The design of this program has been carried out with the main objective of compiling, in a single academic experience, the most accurate and innovative information related to common pathologies in Pediatrics. In this way, TECH can offer a program that will allow the medical specialists to update their praxis in the clinical management of children's patients through the most advanced diagnostic and therapeutic strategies that are having the best results today.

*“Would you like to be able to include in your vademecum the most innovative and beneficial pharmacological treatments for premature hematuria? With this Postgraduate Diploma you will be able to do it in a guaranteed way”*



## General Objectives

- Provide the specialists with the most complete and updated information on the clinical approach of the most frequent pathologies in the pediatric practice
- Update the clinical practice of the graduate based on the most advanced and innovative diagnostic and therapeutic techniques and strategies of the current medical sector



*TECH always designs its programs so that the different graduates who access them exceed by far all of their objectives, even the most ambitious ones"*



## Specific Objectives

### Module 1. Osteomyoarticular System and Rheumatology

- Identify possible alterations in the locomotor system in children
- Establish the most appropriate corrective treatment in the case of an established pathology
- Identify the causes of back pain and lower limb pain
- Identify walking abnormalities by thorough examination of the feet
- Apply corrective methods to reduce walking abnormalities
- Describe the main rheumatological alterations that can occur in childhood
- Establish a differential diagnosis with other non-rheumatological pathologies
- Apply appropriate treatment according to the etiological agent causing the infection

### Module 2. Hematology, Immunology and Infectious Diseases

- Describe the fundamental characteristics of infectious diseases in childhood which could be difficult to diagnose
- Describe the action to be taken in the event of detecting a fever without focus
- Use complementary tests and consult other specialists with the aim of establishing a definitive diagnosis
- Establish the appropriate treatment for the existing infectious pathology

### Module 3. Dermatology and Ophthalmology

- Describe the etiology and basic characteristics of certain dermatological alterations in childhood
- Implement treatment plans in the case of alterations such as eczema or acne
- Identify possible related illnesses and their etiology
- Explain the course of action in cases of infectious or parasitic dermatoses

- Describe the main food allergies and how to establish an appropriate diagnosis
- Implement treatment and dietary plans with the aim of avoiding acute allergic reactions in children with allergies
- Describe the different diagnostic tests as well as how to prepare for them and possible complications that could arise
- Describe the action to be taken in case of urticaria and avoid the onset of angioedema by implementing appropriate therapeutic measures
- Describe ocular examination in children and the normal parameters
- Detect ophthalmologic processes of infectious origin and establish an adequate treatment
- Establish an adequate diagnosis in case of strabismus and apply the necessary corrective measures
- Identify other ophthalmologic pathologies which require surgical and/or specialist care

### Module 4. Genital Urology Nephrology

- Identify the possible alterations of the urinary tract, as well as malformations of the renal system
- Describe the course of action in case of a urinary infection according to the age of the child and their individual characteristics
- Identify the cause of hematuria in childhood in order to establish a proper diagnosis and implement the correct treatment

# Structure and Content

The graduates who access this Postgraduate Diploma in Frequent Pathologies in Pediatrics will find in it, in addition to the syllabus and the various case studies, dozens of hours of high quality additional material such as detailed videos, research articles, complementary readings, news, self-knowledge exercises, etc. This multidisciplinary content will serve the professional to contextualize the theoretical information, as well as to expand each section in a personalized way. In this way, you will attend an academic experience tailored to your needs, being able to satisfy even your most demanding academic needs.



*If your goals include getting up to date on assessment strategies for children's feet, TECH has compiled the best ones according to the clinical suspicions at hand"*

### Module 1. Osteomyoarticular System and Rheumatology

- 1.1. Study of the Child with Arthralgia or Arthritis
- 1.2. Juvenile Rheumatoid Arthritis
- 1.3. Septic Arthritis
- 1.4. Osteomyelitis
- 1.5. Most Common Orthopedic Diseases in Childhood
- 1.6. Assessment of Children's Feet
- 1.7. Hip Pathology by Age
- 1.8. Podiatry and Walking Disorders
- 1.9. Pediatric Systemic Lupus Erythematosus Erythematosus
- 1.10. Juvenile Spondyloarthropathies

### Module 2. Hematology, Immunology and Infectious Diseases

- 2.1. Congenital Immunodeficiencies
- 2.2. Drug and Food Allergies in Childhood
- 2.3. Anemias
- 2.4. Leukaemias
- 2.5. Hemorrhagic and Coagulation Disorders
- 2.6. The Newborn of a Mother with HIV
- 2.7. Exanthematous Diseases
- 2.8. Febrile Syndrome without Focus
- 2.9. Whooping Cough and Pertussis Syndrome
- 2.10. Sepsis-Septic Shock

### Module 3. Dermatology and Ophthalmology

- 3.1. Cutaneous Viral and Bacterial Infections
- 3.2. Cutaneous Mycosis in Childhood
- 3.3. Pediculosis in Childhood
- 3.4. Eczema Atopic Dermatitis
- 3.5. Acne
- 3.6. Skin Alterations of the Hair and Nails



- 3.7. Visual Control in Children
- 3.8. Visual Sharpness Amblyopia Strabismus. Diagnosis. Treatment Focus According to the Clinical Conditions
- 3.9. Conjunctivitis and Blepharitis Red Eye: Differential Diagnosis. Therapeutic Approach
- 3.10. Eyelids and Tear System: Ptosis Malformations. Tear Obstruction

### Module 4. Genital Urology Nephrology

- 4.1. Urinary Infections
- 4.2. Infantile Vulvovaginitis
- 4.3. Cryptorchidism
- 4.4. Ambiguous Genitalia and Genital Malformations
- 4.5. Hematuria
- 4.6. Nephritic Syndrome and Glomerulonephritis
- 4.7. Nephrotic Syndrome
- 4.8. Polycystic Kidneys
- 4.9. Hypospadias and Urethral Diseases in Childhood
- 4.10. Chronic Kidney Disease in Childhood



*A program with which you will stand out in your clinical center for the innovative and updated practice for the approach of the main pediatric pathologies in the current context"*



04

# Methodology

This academic program offers students a different way of learning. Our methodology follows a cyclical learning process: **Relearning**.

This teaching system is used, for example, in the most prestigious medical schools in the world, and major publications such as the **New England Journal of Medicine** have considered it to be one of the most effective.

“

*Discover Relearning, a system that abandons conventional linear learning to take you through cyclical teaching systems: a way of learning that has proven to be extremely effective, especially in subjects that require memorization”*

### At TECH we use the Case Method

What should a professional do in a given situation? Throughout the program, students will face multiple simulated clinical cases, based on real patients, in which they will have to do research, establish hypotheses, and ultimately resolve the situation. There is an abundance of scientific evidence on the effectiveness of the method. Specialists learn better, faster, and more sustainably over time.

*With TECH you will experience a way of learning that is shaking the foundations of traditional universities around the world.*



According to Dr. Gérvas, the clinical case is the annotated presentation of a patient, or group of patients, which becomes a "case", an example or model that illustrates some peculiar clinical component, either because of its teaching power or because of its uniqueness or rarity. It is essential that the case is based on current professional life, trying to recreate the real conditions in the physician's professional practice.

“

*Did you know that this method was developed in 1912, at Harvard, for law students? The case method consisted of presenting students with real-life, complex situations for them to make decisions and justify their decisions on how to solve them. In 1924, Harvard adopted it as a standard teaching method”*

The effectiveness of the method is justified by four fundamental achievements:

1. Students who follow this method not only achieve the assimilation of concepts, but also a development of their mental capacity, through exercises that evaluate real situations and the application of knowledge.
2. Learning is solidly translated into practical skills that allow the student to better integrate into the real world.
3. Ideas and concepts are understood more efficiently, given that the example situations are based on real-life.
4. Students like to feel that the effort they put into their studies is worthwhile. This then translates into a greater interest in learning and more time dedicated to working on the course.



### Relearning Methodology

At TECH we enhance the case method with the best 100% online teaching methodology available: Relearning.

This university is the first in the world to combine the study of clinical cases with a 100% online learning system based on repetition, combining a minimum of 8 different elements in each lesson, a real revolution with respect to the mere study and analysis of cases.

*Professionals will learn through real cases and by resolving complex situations in simulated learning environments. These simulations are developed using state-of-the-art software to facilitate immersive learning.*



At the forefront of world teaching, the Relearning method has managed to improve the overall satisfaction levels of professionals who complete their studies, with respect to the quality indicators of the best online university (Columbia University).


With this methodology, more than 250,000 physicians have been trained with unprecedented success in all clinical specialties regardless of surgical load. Our pedagogical methodology is developed in a highly competitive environment, with a university student body with a strong socioeconomic profile and an average age of 43.5 years old.

*Relearning will allow you to learn with less effort and better performance, involving you more in your specialization, developing a critical mindset, defending arguments, and contrasting opinions: a direct equation to success.*

In our program, learning is not a linear process, but rather a spiral (learn, unlearn, forget, and re-learn). Therefore, we combine each of these elements concentrically.

The overall score obtained by TECH's learning system is 8.01, according to the highest international standards.

This program offers the best educational material, prepared with professionals in mind:



**Study Material**

All teaching material is produced by the specialists who teach the course, specifically for the course, so that the teaching content is highly specific and precise.

These contents are then applied to the audiovisual format, to create the TECH online working method. All this, with the latest techniques that offer high quality pieces in each and every one of the materials that are made available to the student.



**Surgical Techniques and Procedures on Video**

TECH introduces students to the latest techniques, the latest educational advances and to the forefront of current medical techniques. All of this in direct contact with students and explained in detail so as to aid their assimilation and understanding. And best of all, you can watch the videos as many times as you like.



**Interactive Summaries**

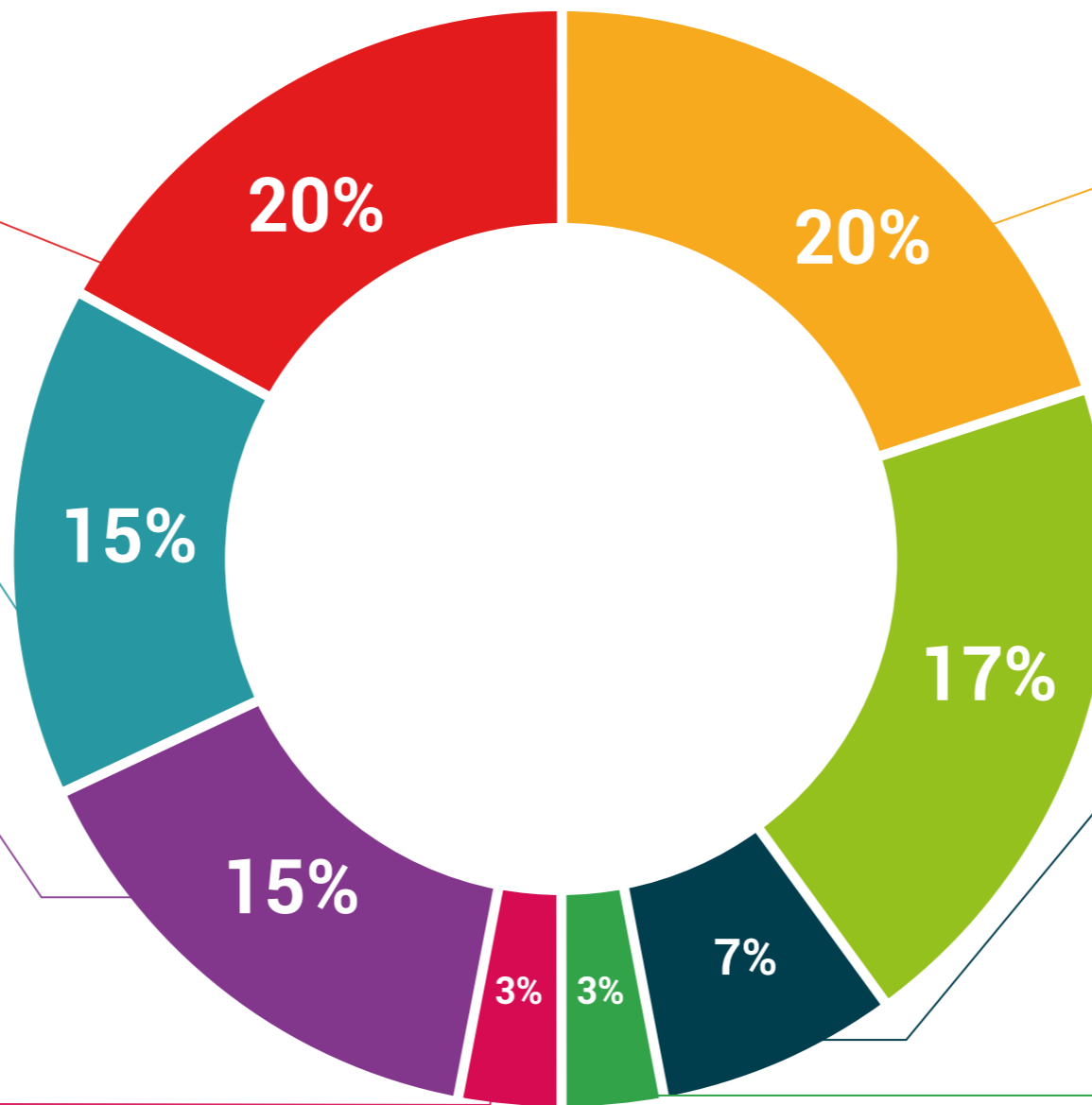
The TECH team presents the contents attractively and dynamically in multimedia lessons that include audio, videos, images, diagrams, and concept maps in order to reinforce knowledge.

This exclusive educational system for presenting multimedia content was awarded by Microsoft as a "European Success Story".



**Additional Reading**

Recent articles, consensus documents and international guidelines, among others. In TECH's virtual library, students will have access to everything they need to complete their course.



**Expert-Led Case Studies and Case Analysis**

Effective learning ought to be contextual. Therefore, TECH presents real cases in which the expert will guide students, focusing on and solving the different situations: a clear and direct way to achieve the highest degree of understanding.



**Testing & Retesting**

We periodically evaluate and re-evaluate students' knowledge throughout the program, through assessment and self-assessment activities and exercises, so that they can see how they are achieving their goals.



**Classes**

There is scientific evidence on the usefulness of learning by observing experts. The system known as Learning from an Expert strengthens knowledge and memory, and generates confidence in future difficult decisions.



**Quick Action Guides**

TECH offers the most relevant contents of the course in the form of worksheets or quick action guides. A synthetic, practical, and effective way to help students progress in their learning.



# 05 Certificate

This Postgraduate Diploma in Frequent Pathologies in Pediatrics guarantees students, in addition to the most rigorous and up-to-date education, access to a Postgraduate Diploma issued by TECH Technological University.

“

*Successfully complete this program and receive your university qualification without having to travel or fill out laborious paperwork”*

This **Postgraduate Diploma in Frequent Pathologies in Pediatrics** contains the most complete and up-to-date scientific program on the market.

After the student has passed the assessments, they will receive their corresponding **Postgraduate Diploma** issued by **TECH Technological University** via tracked delivery\*.

The diploma issued by **TECH Technological University** will reflect the qualification obtained in the Postgraduate Diploma, and meets the requirements commonly demanded by labor exchanges, competitive examinations, and professional career evaluation committees.

Title: **Postgraduate Diploma in Frequent Pathologies in Pediatrics**

Official N° of Hours: **400 h.**



\*Apostille Convention. In the event that the student wishes to have their paper diploma issued with an apostille, TECH EDUCATION will make the necessary arrangements to obtain it, at an additional cost.

future  
health confidence people  
education information tutors  
guarantee accreditation teaching  
institutions technology learning  
community commitment  
personalized service innovation  
knowledge present  
development language  
virtual classroom



## Postgraduate Diploma Frequent Pathologies in Pediatrics

- » Modality: online
- » Duration: 6 months
- » Certificate: TECH Technological University
- » Dedication: 16h/week
- » Schedule: at your own pace
- » Exams: online

# Postgraduate Diploma

## Frequent Pathologies in Pediatrics