

Postgraduate Diploma

Critical and Pediatric Patient Treatment
and Rehabilitation in Major Burns



Postgraduate Diploma

Critical and Pediatric Patient Treatment and Rehabilitation in Major Burns

- » Modality: online
- » Duration: 6 months
- » Certificate: TECH Global University
- » Credits: 18 ECTS
- » Schedule: at your own pace
- » Exams: online

Website: www.techtute.com/us/medicine/postgraduate-diploma/postgraduate-diploma-critical-pediatric-patient-treatment-rehabilitation-major-burns

Index

01

Introduction

p. 4

02

Objectives

p. 8

03

Course Management

p. 12

04

Structure and Content

p. 20

05

Methodology

p. 24

06

Certificate

p. 32

01

Introduction

Patients with severe burns, who are in critical condition, require special care to improve their state of health. Specialization in this field is essential on the part of physicians, especially when dealing with pediatric patients, since documentation in this case is scarcer. If you want to obtain a higher qualification that will allow you to perform appropriate interventions, do not hesitate and join TECH Technological University and its student community.



“

Pediatric patients with severe burns require appropriate intervention by healthcare providers. Don't think twice and specialize in this field of high medical interest”

The treatment of severe burn patients is similar to that of other critical patients; however, they have some differential elements. For this reason, this Postgraduate Diploma focuses on the particularities of this type of patient and, to this end, will show, firstly, the preparation for anesthesia required in the multiple surgical reinterventions, and analgesedation and delirium (prevention and treatment), making an up-to-date exposition and marking the differences that correspond to these patients.

It is also important to take into account the importance of nutrition in the medium and long term in burn patients, therefore current knowledge on the subject is presented. In some cases, as in the case of trace element and vitamin requirements, there are no studies that provide the minimum necessary requirements, so the most recent studies are discussed and a proposal is made.

It should be noted that pediatric burn patients are not usually treated in classic burn units. This often results in little attention being paid to them and reference is made only to the different initial resuscitation formulas. In order to increase the specialization of physicians, this Postgraduate Diploma aims to give them the importance they deserve and will review all the topics that affect them in a structured way and not only showing the differences with adults.

In addition to the complete and fully updated information, it offers the greatest experience from the teaching staff in the treatment of this type of patient. This experience is very valuable since there are very few burn units and, therefore, the possibility of getting practical experience in them is scarce. As a main advantage, it is a 100% online specialization, so the student can decide from where to study and at what time to do it, in this way, they can flexibly self-direct their study hours.

This **Postgraduate Diploma in Critical and Pediatric Patient Treatment and Rehabilitation in Major Burns** contains the most complete and up-to-date educational program on the market. The most important features include:

- ♦ The development of clinical practical case studies presented by experts in burns
- ♦ The graphic, schematic, and practical contents with which they are created, provide scientific and practical information on the disciplines that are essential for professional practice
- ♦ The presentation of practical workshops on procedures and techniques
- ♦ An algorithm-based interactive learning system for decision-making in the clinical situations presented throughout the course
- ♦ Action protocols and clinical practice guidelines, which cover the most important latest developments in this specialist area
- ♦ Theoretical lessons, questions to the expert, debate forums on controversial topics, and individual reflection assignments
- ♦ Special emphasis on test-based medicine and research methodologies
- ♦ Content that is accessible from any fixed or portable device with an Internet connection



Increase your proficiency in treating patients with major burns and give your career a boost"

“

This Postgraduate Diploma is the best investment you can make in a specialization to update your knowledge in the care of patients with major burns"

The teaching staff includes a team of prestigious urologists, who bring their experience to this program, as well as renowned specialists from leading scientific societies.

Its multimedia content, developed with the latest educational technology, will allow professionals to learn in a contextual and situated learning environment, i.e., a simulated environment that will provide immersive specialization for real situations.

The design of this program focuses on Problem-Based Learning, by means of which professionals must try to solve the different professional practice situations that are presented to them throughout the academic year. This will be done with the help of an innovative interactive video system created by renowned experts in the treatment of critically ill patients, pediatric patients and rehabilitation in major burns, and with extensive teaching experience.

This Postgraduate Diploma allows you to study from anywhere in the world. All you need is a computer or mobile device with an internet connection.

Our innovative teaching methodology will allow you to study as if you were dealing with real cases, and therefore increasing your training.



02 Objectives

The program in Critical and Pediatric Patient Treatment and Rehabilitation in Major Burns is designed to facilitate the performance of healthcare professionals with the latest advances and most innovative treatments in the sector.





“

This specialization will create a sense of confidence in daily practice and help you to grow professionally"



General objectives

- Learn to manage and treat this complex pathology in which Intensive Care Medicine Specialists and plastic surgeons are fundamentally involved, but also other specialists such as anesthesiologists, infectologists, rehabilitators, psychiatrists, etc., and, of course, specialized nurses
- Offer a complete, integrated and multidisciplinary specialization that enables the care of patients with severe burns and that, through a multidisciplinary knowledge, facilitates the collaboration with other specialists



*Our goal is to achieve
academic excellence and
to help you achieve it too"*





Specific objectives

Module 1. Treatment of the Critically Ill Patient with Skin Pathology

- ♦ Specialize in the unique features of the treatment of these burn patients compared to other critical patients
- ♦ Discuss innovative therapeutic possibilities
- ♦ Provide information on other pathologies such as toxic epidermal necrolysis that have a similar treatment and that have been shown to have a better prognosis when admitted and treated in burn units

Module 2. Nutrition and Rehabilitation

- ♦ Make the student aware that the objective of the treatment should be to return to normal life with the minimum number of repercussions and that the treatment of the acute phase is as important as the avoidance of later complications
- ♦ Have a deeper understanding of the nutritional needs of these patients
- ♦ Highlight the importance of rehabilitation at all times

Module 3. Pediatric Burns

- ♦ Know in depth everything related to pediatric burn patients in a structured way and not as mere appendices

03

Course Management

A team of leading professionals in the field of burns, who work in major hospitals of great prestige, have created the syllabus, transferring to the program their experience gained in their jobs throughout their careers.





“

The best professionals in this area have come together to offer you the most specialized expertise in burns"

International Guest Director

Dr. Jeremy Goverman is recognized internationally as a leading authority in the field of Plastic and Reconstructive Surgery, with a particular specialization in the treatment of Burns and Complex Wounds. Indeed, his professional career is a testament to his commitment to academic and clinical excellence.

With outstanding clinical work, he has served as a Burn Surgeon at Shriners Hospitals for Children and Massachusetts General Hospital (MGH), where he also holds the senior position of Associate Director of the MGH Wound Center. His depth of knowledge and experience is reflected in his ability to provide the highest quality care to his patients, from the time of the accident to their reintegration into the community.

In addition to his clinical activities, Dr. Jeremy Goverman has made an outstanding contribution to research in his field. His focus on the use of lasers for the treatment of burn scars and trauma has resulted in numerous successful treatments and renowned publications in peer-reviewed journals, such as the Journal of Burn Care & Research and Surgical Clinics of North America. In fact, he has performed more than 2,000 laser treatments specifically for scars of various causes.

Likewise, his leadership in the development of scar treatment programs, at the MGH Burn Center, reflects his commitment to innovation and continuous improvement in patient care. It is no wonder he was awarded Boston's Top Plastic Surgeon Award (2016-2021).



Dr. Jeremy, Goverman

- Associate Director of the Wound Center at Massachusetts General Hospital, U.S.A.
- Burn Surgeon at MGH and Shriners Hospital for Children
- Care of Calpifilaxis Patients at MGH
- Burn Care Provider at Sumner Redstone Burn Center
- Boston Plastic Surgeon of the Year Award (2016-2021)
- Surgical Critical Care Specialist by the American Board of Surgery
- Fellowship in General Plastic Surgery from the American Board of Plastic Surgery
- Fellow in General Surgery by the American Board of Surgery
- Doctor of Medicine, Sackler School of Medicine, Tel Aviv University

“

Thanks to TECH, you will be able to learn with the best professionals in the world”

Management



Dr. Rubio Mateo-Sidrón, Jose Alfonso

- ♦ Attending Physician in Intensive Care Medicine University Hospital 12 de Octubre
- ♦ Fellowship in Cardiothoracic Critical Care. Papworth Hospital. Cambridge UK
- ♦ Extracorporeal Life Support Organization (ELSO)
- ♦ Specialist in Intensive Care Medicine.
- ♦ Degree in Medicine. Cádiz University



Dr. Sánchez Sánchez, Santos Manuel

- ♦ Head of Section of Intensive Care Medicine La Paz University Hospital.
- ♦ Doctor of Medicine from the Autonomous University Madrid. Outstanding Cum Laude
- ♦ Master's Degree in Clinical, Medical and Healthcare Management. CEU Cardenal Herrera University
- ♦ Medical Specialist in Intensive Care Medicine. La Paz University Hospital
- ♦ Degree in Medicine and Surgery. University of Salamanca.

Professors

Dr. Flores Cabeza, Eva

- ♦ Specialist in Intensive Care Medicine in the Burn Unit at the La Paz University Hospital
- ♦ Member of the High-Level Isolation Unit La Paz-Carlos III
- ♦ Certified Expert in Emerging and High-Risk Virus Pathology in the UAM

Dr. Cachafeiro Fuciños, Lucía

- ♦ Specialist in Intensive Care Medicine in the Burns Unit at La Paz University Hospital
- ♦ Member of the High-Level Isolation Unit (HLIU) at La Paz University Hospital. La Paz University Hospital Research Institute IdiPAZ

Dr. Ruiz Barranco, Inés

- ♦ Specialist in Intensive Care Medicine in the Burn Unit at the La Paz University Hospital
- ♦ Head of the ICU service in the Multidisciplinary Critical Care Unit COVID-19, newly created

Dr. García Muñoz, Andoni

- ♦ Associate of Intensive Care Medicine
- ♦ Degree in Medicine and Surgery, University of the Basque Country
- ♦ Master's Degree in Clinical Ultrasound for Emergency and Intensive Care CEU

Dr. Arellano Serrano, María Soledad

- ♦ Resident of Intensive Care Medicine La Paz University Hospital
- ♦ Degree in Medicine and Surgery from the University of Alcalá de Henares

Dr. Díaz Blázquez, Pedro

- ♦ Medical Specialist in Rehabilitation. Burn Unit. La Paz University Hospital
- ♦ Degree in Medicine and Surgery from the Complutense University of Madrid

Dr. Agrifoglio Rotaecche, Alexander

- ♦ Attending Physician in the Intensive care medicine Service. La Paz University Hospital. La Paz University Hospital Research Institute IdiPAZ
- ♦ PhD in Medicine and Surgery, Autonomous University of Madrid

Dr. Díaz, Mercedes

- ♦ Specialist in Pediatric Surgery, Pediatric Burn Unit, since 2002 La Paz Pediatric Hospital
- ♦ Certificate of Completion of Specialized Training in Pediatric Surgery
- ♦ Lecturer in courses on Initial Pediatric Trauma Care and Pediatric Damage Control Surgery
- ♦ Coordinator of the course on Initial Pediatric Trauma Care
- ♦ Lecturer in Continuous Training Courses on Initial Pediatric Burn Care

Dr. de Miguel, Miriam

- ♦ Specialist in the Children's Burn Unit of the La Paz University Hospital
- ♦ Lecturer in the courses "Initial Pediatric Trauma Care" and "Damage Control Surgery", La Paz University Hospital
- ♦ Member of the European Pediatric Burns Club
- ♦ Member of the Spanish Association of Burns and Electrical Trauma
- ♦ Training stay at the Shriners Hospital for Burned Children in Boston (USA)
- ♦ Attendance and presentation of papers at the 7th World Congress of Pediatric Burns, Boston (USA), and at the 8th World Congress of the European Pediatric Burns Club in Birmingham, UK

Dr. Durán De la Fuente, Pilar

- ♦ MD Pediatric Anesthesiologist La Paz Children's Hospital, Madrid
- ♦ Teacher in the course of Initial Pediatric Trauma Care
- ♦ IMS Simulation Instructor
- ♦ Pediatric and Neonatal CPR Instructor
- ♦ Head of Safety of the Surgical Block of La Paz Children's Hospital

Dr. Avilés García, Marcelo

- ♦ Specialist in Intensive Care Medicine. La Paz University Hospital, Madrid
- ♦ Degree in Medicine and Surgery from Mayor de San Simón University
- ♦ MIR in Intensive Care Medicine at La Paz University Hospital



“

Learn from leading professionals the latest advances in procedures in the field of Critical and Pediatric Patient Treatment and Rehabilitation in Major Burns"

04

Structure and Content

The structure of the curriculum has been designed by a team of professionals who are familiar with the implications of medical knowledge in the approach to the patient, aware of the relevance of the current specialization and committed to quality teaching through new educational technologies.



“

This Master's Degree contains the most complete and up-to-date scientific program on the market”

Module 1. Treatment of the Critically Ill Patient with Skin Pathology

- 1.1. Anesthesia in Burn Patients
- 1.2. Sedation
 - 1.2.1. Classic
 - 1.2.2. By Inhalation
- 1.3. Analgesia
 - 1.3.1. Opioids
 - 1.3.2. Multimodal
- 1.4. Delirium and Anxiety
 - 1.4.1. Prevention
 - 1.4.2. Criteria
- 1.5. Macrodoses of Vitamin C in the Initial Burn Phase
- 1.6. Inhalation Syndrome Treatments
- 1.7. Specific Medical Treatment of Electrical Burns
- 1.8. Treatment of Necrotizing Soft Tissues Infections
- 1.9. NSTI Incidence and Pathophysiology
- 1.10. NSTI Diagnostic Diagnosis, and Treatment

Module 2. Nutrition and Rehabilitation

- 2.1. Nutritional Needs of Burn Patients
 - 2.1.1. Formulas
- 2.2. Nutrition Protocols
 - 2.2.1. Enteral
 - 2.2.2. Parenteral
- 2.3. Trace Elements and Vitamin Requirements
 - 2.3.1. Trace Elements
- 2.4. Vitamins
- 2.5. Modulation of the Hypermetabolic Response
- 2.6. Anabolic Steroids
 - 2.6.1. Oxandrolone





- 2.7. Bone and Muscle Effects
- 2.8. Early-Stage Rehabilitation
 - 2.8.1. Postural
 - 2.8.2. Rehabilitation
 - 2.8.2.1. Physiotherapy
 - 2.8.2.2. Occupational Therapy
 - 2.8.3. Orthoses
 - 2.8.3.1. Splints
- 2.9. Rehabilitation in the Recovery Phase
 - 2.9.1. Postural
 - 2.9.2. Rehabilitation
 - 2.9.3. Orthoses
- 2.10. Compression Therapy

Module 3. Pediatric Burns

- 3.1. Pathophysiology of Pediatric Burns
- 3.2. Initial Management of the Pediatric Patient
- 3.3. Distinguishing Features of Critical Burns in Children
- 3.4. Surgical Treatment
- 3.5. Temporary and Definitive Coverage
- 3.6. After-effects and Transition to Adulthood
- 3.7. Rehabilitation and Physiotherapy



A unique, key, and decisive educational experience to boost your professional development”

05 Methodology

This academic program offers students a different way of learning. Our methodology uses a cyclical learning approach: **Relearning**.

This teaching system is used, for example, in the most prestigious medical schools in the world, and major publications such as the **New England Journal of Medicine** have considered it to be one of the most effective.



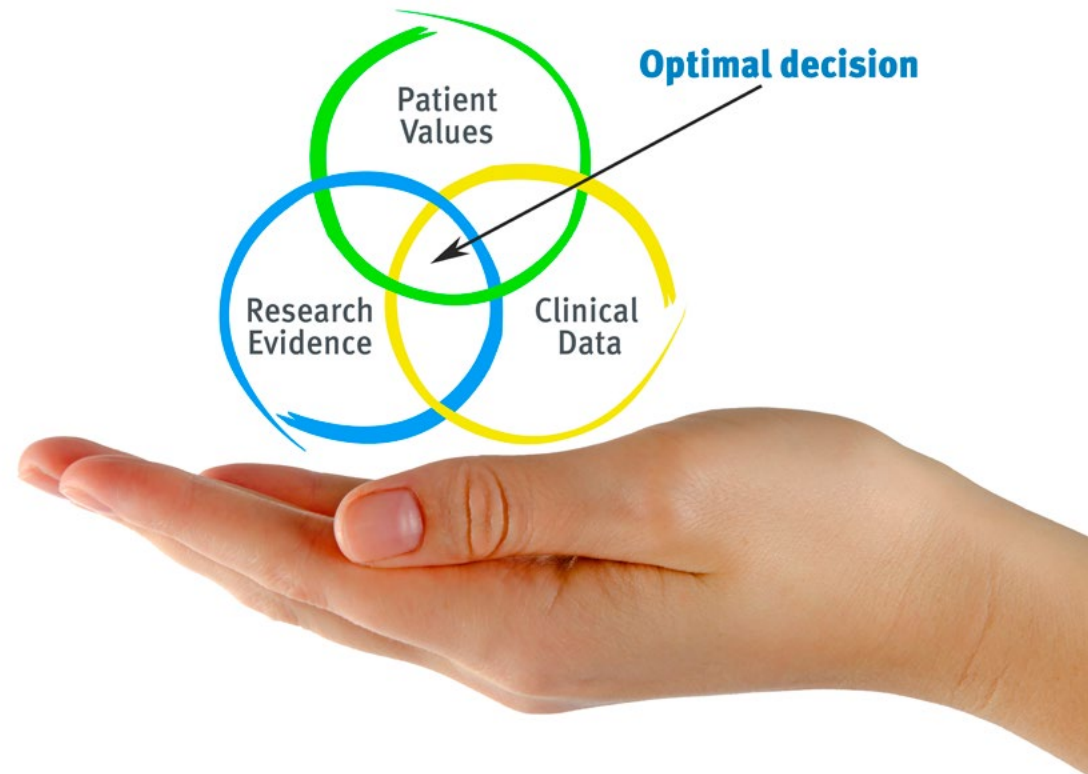
“

Discover Relearning, a system that abandons conventional linear learning, to take you through cyclical teaching systems: a way of learning that has proven to be extremely effective, especially in subjects that require memorization"

At TECH we use the Case Method

What should a professional do in a given situation? Throughout the program, students will face multiple simulated clinical cases, based on real patients, in which they will have to do research, establish hypotheses, and ultimately resolve the situation. There is an abundance of scientific evidence on the effectiveness of the method. Specialists learn better, faster, and more sustainably over time.

With TECH you will experience a way of learning that is shaking the foundations of traditional universities around the world.



According to Dr. Gervas, the clinical case is the annotated presentation of a patient, or group of patients, which becomes a "case", an example or model that illustrates some peculiar clinical component, either because of its teaching power or because of its uniqueness or rarity. It is essential that the case is based on current professional life, trying to recreate the real conditions in the physician's professional practice.

“

Did you know that this method was developed in 1912, at Harvard, for law students? The case method consisted of presenting students with real-life, complex situations for them to make decisions and justify their decisions on how to solve them. In 1924, Harvard adopted it as a standard teaching method”

The effectiveness of the method is justified by four fundamental achievements:

1. Students who follow this method not only achieve the assimilation of concepts, but also a development of their mental capacity, through exercises that evaluate real situations and the application of knowledge.
2. Learning is solidly translated into practical skills that allow the student to better integrate into the real world.
3. Ideas and concepts are understood more efficiently, given that the example situations are based on real-life.
4. Students like to feel that the effort they put into their studies is worthwhile. This then translates into a greater interest in learning and more time dedicated to working on the course.



Relearning Methodology

At TECH we enhance the case method with the best 100% online teaching methodology available: Relearning.

This university is the first in the world to combine the study of clinical cases with a 100% online learning system based on repetition, combining a minimum of 8 different elements in each lesson, a real revolution with respect to the mere study and analysis of cases.

Professionals will learn through real cases and by resolving complex situations in simulated learning environments. These simulations are developed using state-of-the-art software to facilitate immersive learning.



At the forefront of world teaching, the Relearning method has managed to improve the overall satisfaction levels of professionals who complete their studies, with respect to the quality indicators of the best online university (Columbia University).

With this methodology, more than 250,000 physicians have been trained with unprecedented success in all clinical specialties regardless of surgical load. Our pedagogical methodology is developed in a highly competitive environment, with a university student body with a strong socioeconomic profile and an average age of 43.5 years old.


Relearning will allow you to learn with less effort and better performance, involving you more in your specialization, developing a critical mindset, defending arguments, and contrasting opinions: a direct equation to success.

In our program, learning is not a linear process, but rather a spiral (learn, unlearn, forget, and re-learn). Therefore, we combine each of these elements concentrically.

The overall score obtained by TECH's learning system is 8.01, according to the highest international standards.



This program offers the best educational material, prepared with professionals in mind:



Study Material

All teaching material is produced by the specialists who teach the course, specifically for the course, so that the teaching content is highly specific and precise.

These contents are then applied to the audiovisual format, to create the TECH online working method. All this, with the latest techniques that offer high quality pieces in each and every one of the materials that are made available to the student.



Surgical Techniques and Procedures on Video

TECH introduces students to the latest techniques, the latest educational advances and to the forefront of current medical techniques. All of this in direct contact with students and explained in detail so as to aid their assimilation and understanding. And best of all, you can watch the videos as many times as you like.



Interactive Summaries

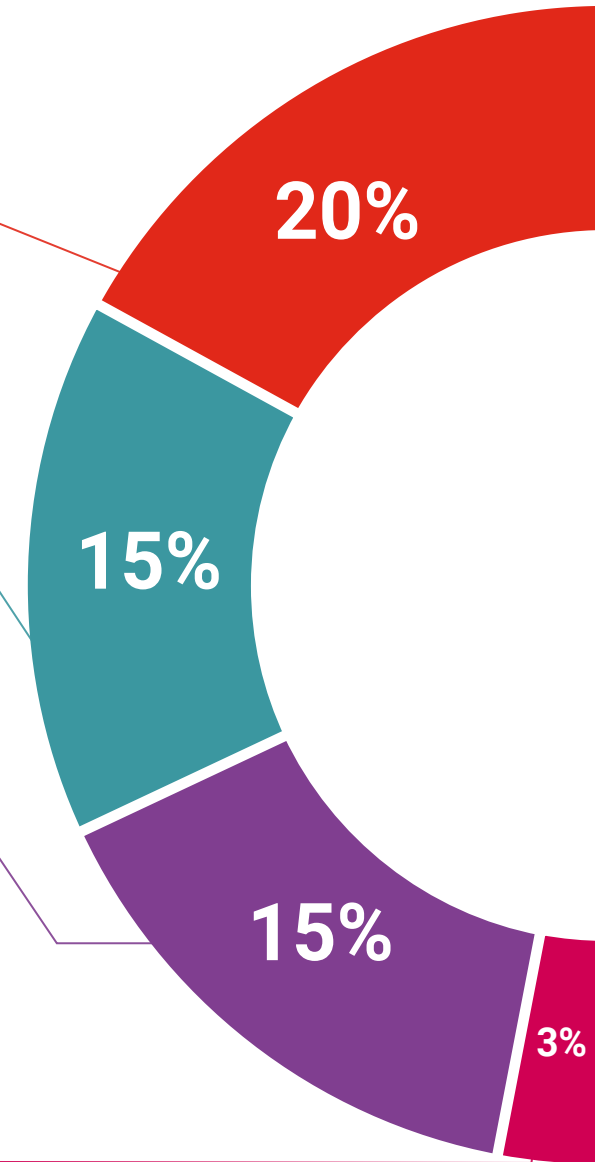
The TECH team presents the contents attractively and dynamically in multimedia lessons that include audio, videos, images, diagrams, and concept maps in order to reinforce knowledge.

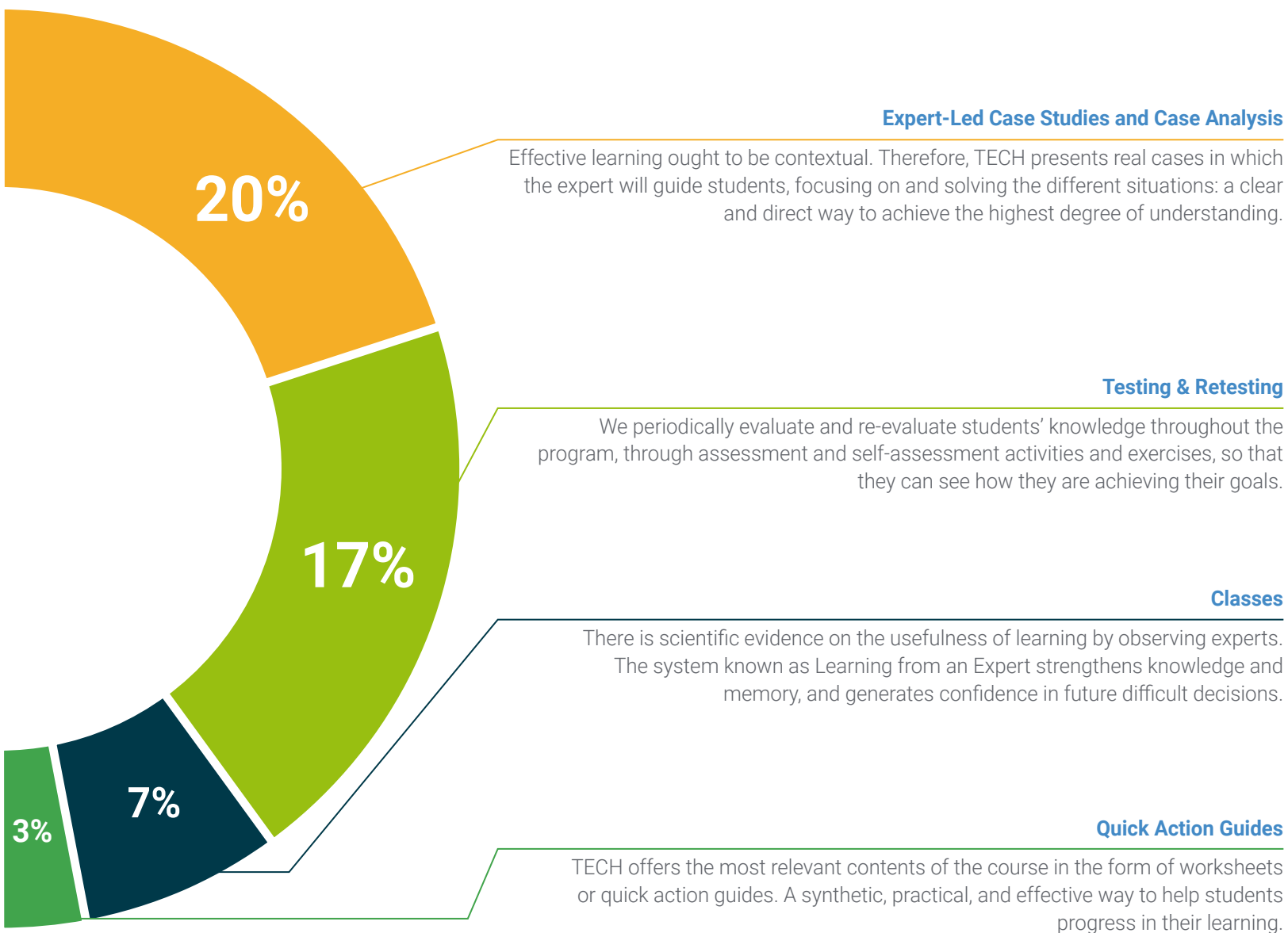
This exclusive educational system for presenting multimedia content was awarded by Microsoft as a "European Success Story".



Additional Reading

Recent articles, consensus documents and international guidelines, among others. In TECH's virtual library, students will have access to everything they need to complete their course.





06 Certificate

The Postgraduate Diploma in Critical and Pediatric Patient Treatment and Rehabilitation in Major Burns guarantees students, in addition to the most rigorous and up-to-date education, access to a Postgraduate Certificate issued by TECH Global University.



“

*Successfully complete this program
and receive your university degree
without travel or laborious paperwork”*

This program will allow you to obtain your **Postgraduate Diploma in Critical and Pediatric Patient Treatment and Rehabilitation in Major Burns** endorsed by **TECH Global University**, the world's largest online university.

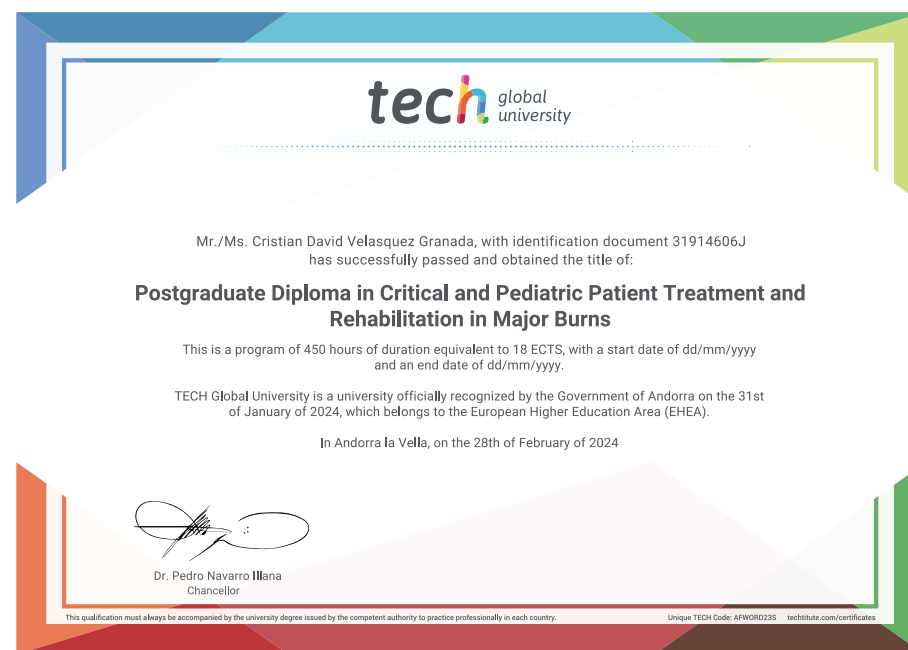
TECH Global University is an official European University publicly recognized by the Government of Andorra ([official bulletin](#)). Andorra is part of the European Higher Education Area (EHEA) since 2003. The EHEA is an initiative promoted by the European Union that aims to organize the international training framework and harmonize the higher education systems of the member countries of this space. The project promotes common values, the implementation of collaborative tools and strengthening its quality assurance mechanisms to enhance collaboration and mobility among students, researchers and academics.

This **TECH Global University** title is a European program of continuing education and professional updating that guarantees the acquisition of competencies in its area of knowledge, providing a high curricular value to the student who completes the program.

Title: **Postgraduate Diploma in Critical and Pediatric Patient Treatment and Rehabilitation in Major Burns**

ECTS: **18**

Official N° of Hours: **450 h.**





Postgraduate Diploma
Critical and Pediatric Patient
Treatment and Rehabilitation
in Major Burns

- » Modality: online
- » Duration: 6 months
- » Certificate: TECH Global University
- » Credits: 18 ECTS
- » Schedule: at your own pace
- » Exams: online

Postgraduate Diploma

Critical and Pediatric Patient Treatment
and Rehabilitation in Major Burns