

Postgraduate Diploma

Clinical Infection





Postgraduate Diploma Clinical Infection

Course Modality: Online

Duration: 6 months

Certificate: TECH Technological University

Official N° of hours: 475 h.

Website: www.techtute.com/us/medicine/postgraduate-diploma/postgraduate-diploma-clinical-infection

Index

01

Introduction

p. 4

02

Objectives

p. 8

03

Course Management

p. 12

04

Structure and Content

p. 16

05

Methodology

p. 22

06

Certificate

p. 30

01

Introduction

Clinical infection is one of the greatest concerns for medical professionals, mainly because of the rapid proliferation of pathogenic agents and because of the serious consequences it can have on the health of the host, especially in patients suffering from a previous condition. Viruses can aggressively attack different systems in our organism, destroying tissues and contaminating fluids that can lead to fatal sepsis. For this reason, and in view of the emergence of new and devastating infectious diseases, TECH has developed a complete program that gathers precisely the most innovative diagnostic and therapeutic information in this regard. Thus, through a 100% online experience, our students will be able to update their knowledge in epidemiological matters and in the most common clinical infections in clinical practice and outpatient care.





“

If you are looking for a program to keep up with the latest developments in the epidemiology of infectious diseases in clinical practice, this Postgraduate Diploma is perfect for you”

The devastating mortality figures that accompany Ebola or Avian Influenza, as well as HIV or Tuberculosis, highlight the importance of research for the prevention and treatment of the different infections that exist today and which, for now, have not been eradicated. In the case of COVID-19 or Monkeypox, recent pathologies that have reached international expansion, rapid and arduous studies have led to a series of vaccines that help prevent and treat them. However, others such as SARS or Nipah still lack treatments for immunity, which is why every year thousands of people around the world lose their lives to the disease.

In this context, healthcare professionals play a key role, not only in relation to clinical intervention, but also in guidance and prevention. For this reason, and in view of the incessant changes constantly taking place in this area due to advances in microbiology and infectious diseases, TECH has decided to launch a complete program for specialists to keep up with the latest developments in the field. Through this Postgraduate Diploma, they will be able to update their knowledge in the epidemiology of viral and bacterial infections, as well as in diagnostic and treatment techniques used for urinary, respiratory and central nervous system involvement. They will also work intensively on the advances made with respect to hepatitis, tuberculosis and HIV.

All this in a 6-month, 475-hour, 100% online academic experience of the best theoretical, practical and additional material designed by specialists in the field, presented in different formats: detailed videos, research articles, complementary readings, dynamic summaries of each unit, self-knowledge exercises and much more. This is a unique opportunity to catch up wherever and whenever they wish, since the Virtual Campus is compatible with any device with an internet connection. Thus, TECH guarantees a top-level course that adapts not only to the latest developments in current clinical practice, but also to the needs of its professionals.

This **Postgraduate Diploma in Clinical Infection** contains the most complete and up-to-date scientific program on the market. The most important features include:

- ♦ Case studies presented by experts in infectious diseases in clinical practice
- ♦ The graphic, schematic, and practical contents with which they are created, provide scientific and practical information on the disciplines that are essential for professional practice
- ♦ Practical exercises where the self-assessment process can be carried out to improve learning
- ♦ Its special emphasis on innovative methodologies
- ♦ Theoretical lessons, questions to the expert, debate forums on controversial topics, and individual reflection assignments
- ♦ Content that is accessible from any fixed or portable device with an Internet connection



An unparalleled academic experience so you can access the most exhaustive and innovative information on clinical infections and the most effective treatments”

“

You will work intensively to update your knowledge of the most lethal respiratory infections and the most innovative therapeutic guidelines to treat and prevent them”

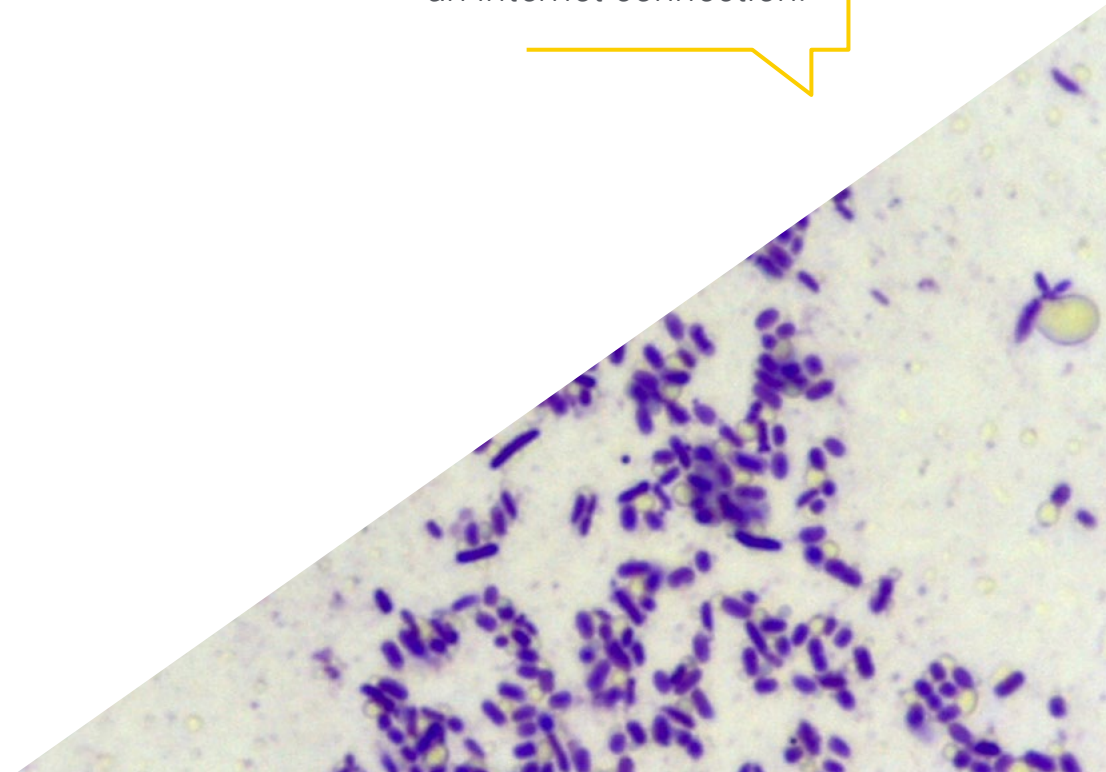
The program's teaching staff includes professionals from the sector who contribute their work experience to this educational program, as well as renowned specialists from leading societies and prestigious universities.

The multimedia content, developed with the latest educational technology, will provide the professional with situated and contextual learning, i.e., a simulated environment that will provide immersive education programmed to learn in real situations.

This program is designed around Problem-Based Learning, whereby students must try to solve the different professional practice situations that arise during the academic year. To that end, they will be assisted by an innovative, interactive video system created by renowned and experienced experts.

The innovative and diverse material spread out in 475 hours will allow you to personally delve into matters such as sexually transmitted diseases.

Our state-of-the-art Virtual Campus will be available 24-hours a day, all you need is a device with an internet connection.



02 Objectives

Infectious diseases are one of the most demanded specialties in health care, given the severity of the large catalog of pathologies we face today. That is why TECH found it necessary to develop a program that would update specialists in the field on the epidemiology of viral and parasitic diseases, both common and emerging. Our students will be able to implement the most effective and innovative diagnosis and treatment strategies in their practice, refining their skills to offer cutting-edge medical care.





“

A program to complement your practice to its highest potential via the most innovative strategies to prevent hepatitis, HIV and tuberculosis”

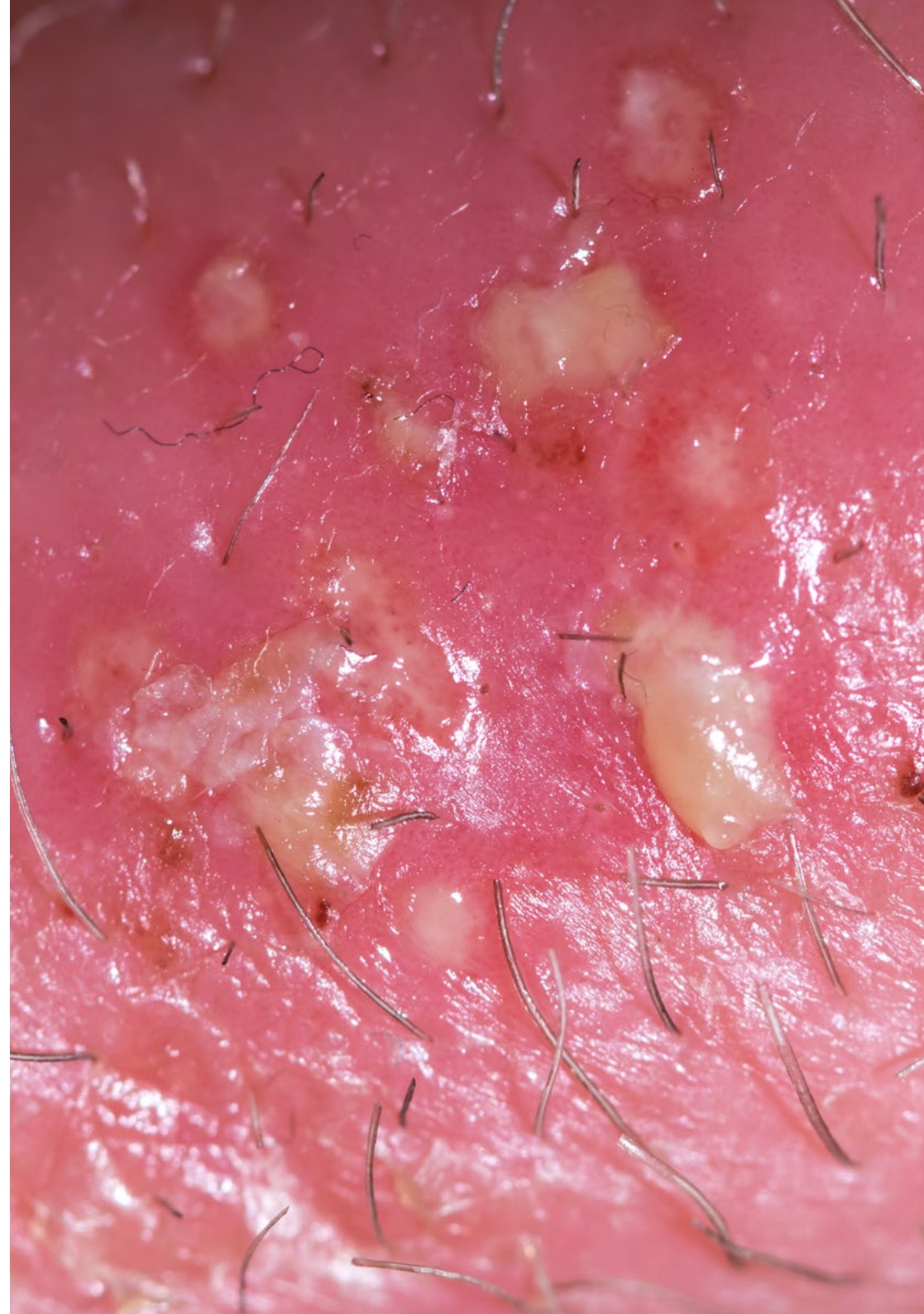


General objectives

- ♦ Cover all the theoretical, practical and additional material needed to provide a guaranteed knowledge update on clinical infection
- ♦ Update on everything related to central nervous system infections, including diagnostic and therapeutic strategies

“

Would you like to hone your skills in running culture tests to determine bacterial growth? Enroll in this Postgraduate Diploma and you will master these tests to perfection”





Specific objectives

Module 1. Epidemiology of Infectious Diseases

- ♦ Know the epidemiological, economic, social and political conditions of countries with major infectious diseases
- ♦ Identify the different taxonomies of infectious agents, as well as the properties of microorganisms
- ♦ Gain in-depth knowledge of chemical and physical agents in microorganisms
- ♦ Know the indications and interpretations of a microbiological study, understanding all the technical aspects

Module 2. The Most Lethal Respiratory Infections

- ♦ Study the latest clinical, diagnostic and therapeutic elements of the most lethal respiratory infections in depth
- ♦ Know the mortal repercussions of bacterial pneumonia associated with health care and other factors
- ♦ Identify the clinical picture, pathobiology and diagnosis of tuberculosis
- ♦ Analyze the formation of Loeffler syndrome in its pulmonary phase and the clinical manifestations

Module 3. Urinary Tract and Sexually Transmitted Infections

- ♦ Assess the extent of urinary tract infections and immune response in the genitourinary system
- ♦ Gain detailed knowledge of urinary tract infections in patients with bladder catheterization, prostate and elderly patients
- ♦ Review the latest updates on STIs, as well as the main pathologies of this group according to their classification into viral and bacterial
- ♦ Analyze the current approach to herpes and the therapeutic alternatives that have gained the most popularity among specialists

Module 4. Hepatitis and HIV/AIDS and Tuberculosis Co-Infection

- ♦ Characterize the clinical picture, viral markers, evolution and treatment of hepatitis, tuberculosis and HIV/AIDS infections
- ♦ Understand in detail the clinical manifestations of co-infection at pulmonary and extrapulmonary levels
- ♦ Evaluate the comprehensive care received by patients with infections in patients with co-infection and therapeutic considerations
- ♦ Consider other antituberculosis treatments in patients with tuberculosis/HIV/AIDS co-infection

Module 5. Central Nervous System Infections

- ♦ Quickly identify the defense mechanisms of the CNS immune system, as well as the epidemiology of the infections that affect it
- ♦ Diagnose possible microbes that cause CNS infections by studying cerebrospinal fluid
- ♦ Identify basic CNS infections by means of their most relevant characteristics such as etiology and clinical picture In addition to the correct diagnosis and treatment
- ♦ Gain a clear understanding of antibiotics and how the blood-brain barrier works

03

Course Management

TECH only selects the highest-level faculty for its courses, as it could not be otherwise, specialists in each field. The teaching team for this Postgraduate Diploma consists of medical professionals versed in infectious diseases in clinical practice. They are also active physicians, so they possess detailed knowledge of the latest developments in the field, which they will share with our students via the syllabus and individualized tutorials at request if and whenever they need to resolve any doubts or have any questions about the material.





“

A program that offers you the opportunity to resolve any doubts that may arise during the course by granting you access to the teaching team on the Virtual Campus”

Management



Dr. Díaz Pollán, Beatriz

- ♦ Specialist in the area of Infectious Diseases at La Paz University Hospital
- ♦ Master's Degree in Infectious Diseases and Antimicrobial Treatment from CEU Cardenal Herrera University.
- ♦ University Expert in community and nosocomial infections from the CEU Cardenal Herrera University
- ♦ University Expert in Microbiological Diagnosis, Antimicrobial Treatment and Research in Infectious Pathology from CEU Cardenal Herrera University
- ♦ University expert in chronic infectious pathologies and imported infections from CEU Cardenal Herrera University
- ♦ Degree in Medicine and Surgery from the Autonomous University of Madrid.

Professors

Dr. Rico, Alicia

- ♦ Specialist in the Microbiology and Parasitology Department at La Paz University Hospital
- ♦ Assistant and co-founder of the Infectious Diseases and Clinical Microbiology Unit. La Paz University Hospital. Madrid
- ♦ Team Member of PROA (Programs of reinforcement, Orientation and Support)
- ♦ Clinical teaching collaborator. Department of Medicine, UAM
- ♦ Member of the Infections and Policy Committee. La Paz Hospital
- ♦ Doctorate, Complutense University of Madrid
- ♦ Degree in Medicine from the Complutense University of Madrid.

Dr. Loeches Yagüe, María Belén

- ♦ Specialist in the area of Infectious Diseases at La Paz General University Hospital
- ♦ Doctorate in Medicine from the Autonomous University Madrid
- ♦ Degree in Medicine from the Complutense University of Madrid.
- ♦ Master's Degree in Theoretical and Practical Learning in Infectious Diseases
- ♦ Specialised Training in Microbiology and Infectious Diseases
- ♦ Professor of Infectious Diseases, Infanta Sofía University Hospital, Madrid

Dr. Ramos, Juan Carlos

- ♦ Doctor at La Paz University Hospital
- ♦ Doctorate in Medicine, University of Alcalá
- ♦ Degree in Medicine and Surgery from the Complutense University of Madrid
- ♦ Master's Degree in Infectious Diseases in Intensive Care from the Fundación Universidad-Empresa Valencia.
- ♦ Author of Several Scientific Publications

Dr. Arribas López, José Ramón

- ♦ Department Head of the Infectious Diseases and Clinical Microbiology Unit at the Hospital Universitario La Paz.
- ♦ Coordinator of the High-Level Isolation Unit at the Hospital La Paz - Carlos III
- ♦ Member Interministerial Committee for the management of the Ebola crisis
- ♦ Head of the AIDS and Infectious Diseases research group at IdiPAZ
- ♦ Doctorate in Medicine from the Autonomous University Madrid
- ♦ Degree in Medicine and Surgery from the Complutense University of Madrid

Dr. Mora Rillo, Marta

- ♦ Specialist in the area of Infectious Diseases at La Paz University
- ♦ Clinical Teaching Collaborator in the Department of Medicine. Autonomous University of Madrid
- ♦ Doctorate in Medicine from the Autonomous University Madrid
- ♦ Degree in Medicine and Surgery from the University of Zaragoza
- ♦ Master's Degree in Infectious Diseases in Intensive Care by the University of Valencia
- ♦ Online Master in Infectious Diseases and antimicrobial treatment by CEU Cardenal Herrera University.
- ♦ Master's Degree in Tropical and Health Medicine, Autonomous University of Madrid
- ♦ Postgraduate Diploma in Emerging and High-Risk Virus Pathology, Autonomous University of Madrid
- ♦ Expert in Tropical Medicine from the Autonomous University Madrid

04

Structure and Content

This program includes 475 hours of the best theoretical, practical and additional content, compiled in a convenient, flexible and accessible 100% online format. Our students will achieve their update without having to think about schedules or face-to-face classes, as the experience has been adapted to their complete and absolute availability. This program, in addition to including the latest and most exhaustive information on infectious diseases in clinical practice, is compatible with any device with an internet connection, guaranteeing unlimited access to its content and providing a knowledge update tailored to every student.





“

The use of Relearning methodology in developing the content on this Postgraduate Diploma will allow you to catch up without having to devote additional hours to rote memorization”

Module 1. Epidemiology of Infectious Diseases

- 1.1. Epidemiological, Economic and Social Conditions by Continent that Favor the Emergence of Infectious Diseases
 - 1.1.1. Africa
 - 1.1.2. America
 - 1.1.3. Europe and Asia
- 1.2. New and Emerging Diseases by Continent
 - 1.2.1. Morbidity and Mortality from Infectious Diseases in Africa
 - 1.2.2. Morbidity and Mortality from Infectious Diseases in the Americas
 - 1.2.3. Morbidity and Mortality from Infectious Disease in Asia
 - 1.2.4. Morbidity and Mortality from Infectious Diseases in Europe
- 1.3. The Taxonomy of Infectious Agents
 - 1.3.1. Viruses
 - 1.3.2. Bacteria
 - 1.3.3. Fungi
 - 1.3.4. Parasites
- 1.4. Properties in Microorganisms that Cause Disease
 - 1.4.1. Pathogenic Mechanisms
 - 1.4.2. Adhesion and Multiplication Mechanisms
 - 1.4.3. Mechanisms that Enable Nutrient Acquisition from Hosts
 - 1.4.4. Mechanisms that Inhibit Phagocytic Processes
 - 1.4.5. Mechanisms that Circumvent Immune Responses
- 1.5. Microscopy and Staining
 - 1.5.1. Microscopes and Types of Microscopes
 - 1.5.2. Composite Stains
 - 1.5.3. Acid-Fast Microorganism Stains
 - 1.5.4. Stains for Cellular Structures
- 1.6. Microorganism Cultures and Growth
 - 1.6.1. General Culture Methods
 - 1.6.2. Specific Culture Methods

- 1.7. Effect of Chemical and Physical Agents on Microorganisms
 - 1.7.1. Sterilisation and Disinfection
 - 1.7.2. Disinfectants and Antiseptics Used in Practice
- 1.8. Molecular Biology and Its Relevance to Infectious Disease Specialists
 - 1.8.1. Bacterial Genetics
 - 1.8.2. Polymerase Chain Reaction Tests
- 1.9. Indication and Interpretation of Microbiological Studies

Module 2. The Most Lethal Respiratory Infections

- 2.1. Immunology and Defence Mechanisms of the Respiratory System
- 2.2. Influenza and Other Lethal Viral Infections
 - 2.2.1. Influenza Epidemics
 - 2.2.2. H1N1 Influenza
 - 2.2.3. Vaccine Against Influenza and the Prevention of Mortality
- 2.3. Bacterial Pneumonia: The Captain of the Armies of Death
 - 2.3.1. Community-Acquired Pneumonia (CAP)
 - 2.3.2. Intrahospital Pneumonia
 - 2.3.3. Pneumonia Associated with Healthcare
- 2.4. Tuberculosis
 - 2.4.1. Epidemiology
 - 2.4.2. Pathobiology
 - 2.4.3. Classification
 - 2.4.4. Clinical Picture
 - 2.4.5. Diagnosis
 - 2.4.6. Treatment
- 2.5. Loeffler's Syndrome and Eosinophilic Syndromes
 - 2.5.1. Pulmonary Phase of Parasites
 - 2.5.2. Clinical and Radiological Manifestations
 - 2.5.3. Other Eosinophilic Pneumonias
- 2.6. Antimicrobials and the Respiratory System
 - 2.6.1. Antimicrobials Effective in the Respiratory System
 - 2.6.2. The Immunomodulatory Role of Macrolides in Pneumonia

Module 3. Urinary Tract and Sexually Transmitted Infections

- 3.1. Epidemiology of Urinary Tract Infection
 - 3.1.1. Factors Explaining the Increased Morbidity of Urinary Tract Infection in Women
- 3.2. Immunology of the Urinary System
- 3.3. Classification of Urinary Tract Infection
- 3.4. Urinary Infection
 - 3.4.1. Etiology
 - 3.4.2. Clinical Picture
 - 3.4.3. Diagnosis
 - 3.4.4. Treatment
- 3.5. Urinary Tract Infection in the Bladder Catheterised, Prostatic and Elderly Patient
- 3.6. Most commonly used antimicrobials in urinary tract infections
 - 3.6.1. Pharmacological Elements
 - 3.6.2. Antimicrobial Resistance of the Main Bacteria Affecting the Urinary Tract
- 3.7. Epidemiological Update on Major STIs
- 3.8. Viral STIs
 - 3.8.1. Perinatal Herpes Simplex
 - 3.8.2. Viral Hepatitis
 - 3.8.3. Human papillomavirus
 - 3.8.4. HIV
- 3.9. Bacterial STIs
 - 3.9.1. Gonorrhoea
 - 3.9.2. Syphilis
 - 3.9.3. Soft Chancre
 - 3.9.4. Lymphogranuloma Venereum
- 3.10. Trichomoniasis and Genital Candidiasis
- 3.11. Trichomoniasis: Epidemiology, Aetiology, Clinical Picture, Diagnosis and Treatment
- 3.12. Genital Candidiasis: Epidemiology, Etiology, Clinical Picture, Diagnosis and Treatment

- 3.13. The syndromic Approach to STIs and Control Measures
 - 3.13.1. Main Clinical Framework
 - 3.13.2. STI Control Measures
- 3.14. Multidrug-Resistant Gonococcus: Treatment Alternatives
 - 3.14.1. Global Situation
 - 3.14.2. Alternative Treatments
- 3.15. Current Management of Recurrent Herpes Infection
 - 3.15.1. Focus Latest Information of Recurrent Herpes Infection


Module 4. Hepatitis and HIV/AIDS and Tuberculosis Co-Infection

- 4.1. Viral Hepatitis A
 - 4.1.1. Virus Characteristics and Replication Cycle
 - 4.1.2. Clinical Picture
 - 4.1.3. Viral Markers
 - 4.1.4. Evolution and Prognosis
 - 4.1.5. Treatment
- 4.2. Viral Hepatitis B and C
 - 4.2.1. Virus Characteristics and Replication Cycle
 - 4.2.2. Clinical Picture
 - 4.2.3. Viral Markers
 - 4.2.4. Evolution and Prognosis
 - 4.2.5. Treatment
- 4.3. Viral Hepatitis D and E
 - 4.3.1. Virus Characteristics and Replication Cycle
 - 4.3.2. Clinical Picture
 - 4.3.3. Viral Markers
 - 4.3.4. Evolution and Prognosis
 - 4.3.5. Treatment
- 4.4. Epidemiology of Morbidity and Mortality from TB/HIV/AIDS Co-Infection
 - 4.4.1. Incidence
 - 4.4.2. Prevalence
 - 4.4.3. Mortality
- 4.5. Pathobiology from TB/HIV/AIDS Co-Infection
 - 4.5.1. Pathophysiological Alterations in Co-Infection
 - 4.5.2. Pathological Alterations

- 4.6. Clinical Manifestations of Co-Infection
 - 4.6.1. Clinical Manifestations of Pulmonary TB
 - 4.6.2. Clinical Manifestations of Extrapulmonary TB
- 4.7. TB Diagnosis in Patients Living with HIV/AIDS
 - 4.7.1. Diagnostic Studies in Pulmonary TB in HIV/AIDS Patients
 - 4.7.2. Diagnostic Studies in Pulmonary TB in HIV/AIDS Patients
- 4.8. Comprehensive Care of Patients with TB and HIV/AIDS Co-Infection and Therapeutic Considerations
 - 4.8.1. The System of Comprehensive Care for TB/HIV/AIDS Patients
 - 4.8.2. Anti-Tuberculosis Treatment Considerations in Patients with TB/HIV/AIDS Co-Infection
 - 4.8.3. Anti-Tuberculosis Treatment Considerations in Patients with TB/HIV/AIDS Co-Infection
 - 4.8.4. The Issue of Anti-Tuberculosis and Anti-Retroviral Resistance in These Patients

Module 5. Central Nervous System Infections

- 5.1. The Immune Defence Mechanisms of the CNS
 - 5.1.1. Defence Mechanisms of the CNS
 - 5.1.2. The Immune Response in the CNS
- 5.2. Epidemiology of the CNS Infection
 - 5.2.1. Morbidity
 - 5.2.2. Mortality
 - 5.2.3. Risk Factors
- 5.3. Microbiological Diagnosis of the CNS Infection
 - 5.3.1. The Study of Cerebrospinal Fluid
- 5.4. Meningitis
 - 5.4.1. Etiology
 - 5.4.2. Clinical Picture
 - 5.4.3. Diagnosis
 - 5.4.4. Treatment



- 5.5. Encephalitis
 - 5.5.1. Etiology
 - 5.5.2. Clinical Picture
 - 5.5.3. Diagnosis
 - 5.5.4. Treatment
- 5.6. Myelitis
 - 5.6.1. Etiology
 - 5.6.2. Clinical Picture
 - 5.6.3. Diagnosis
 - 5.6.4. Treatment
- 5.7. Antibiotics and the Blood-Brain Barrier
 - 5.7.1. The Role of the Blood-Brain Barrier
 - 5.7.2. The Crossing of the Blood-Brain Barrier by Antibiotics

“

Join the world's largest online medical school and opt for a course that will teach you fight mortality using the most innovative and effective clinical strategies in the specialty of infectious diseases”

05

Methodology

This academic program offers students a different way of learning. Our methodology uses a cyclical learning approach: **Relearning**.

This teaching system is used, for example, in the most prestigious medical schools in the world, and major publications such as the **New England Journal of Medicine** have considered it to be one of the most effective.



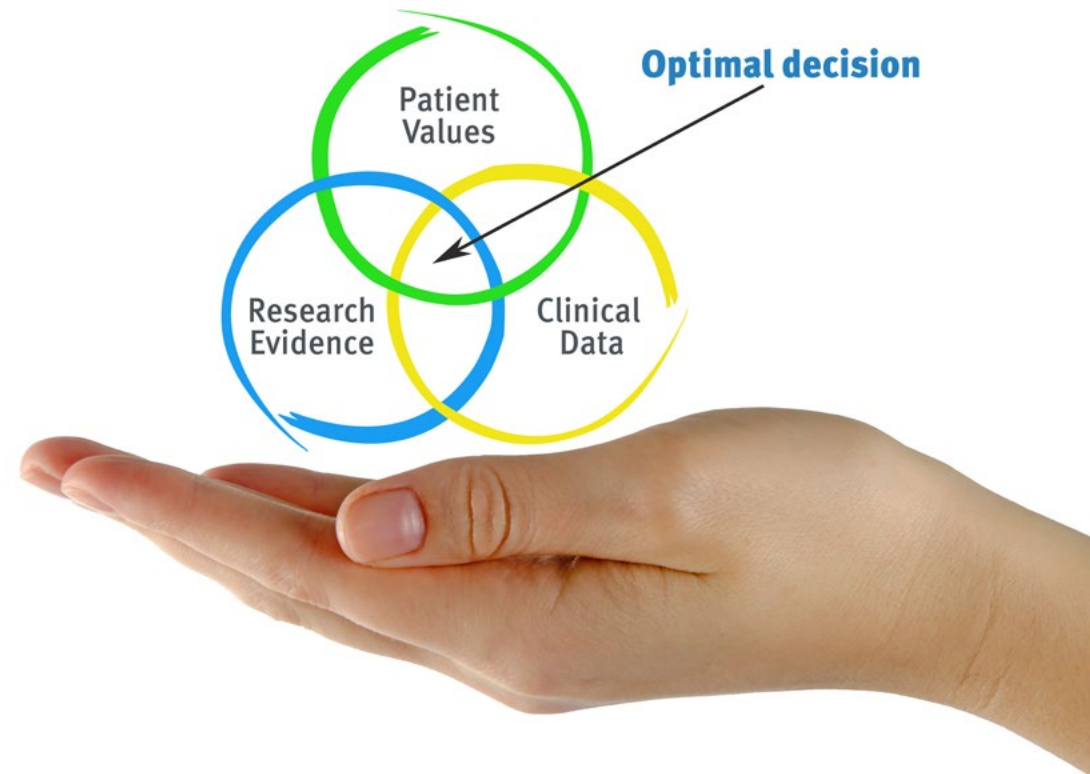
“

Discover Relearning, a system that abandons conventional linear learning, to take you through cyclical teaching systems: a way of learning that has proven to be extremely effective, especially in subjects that require memorization"

At TECH we use the Case Method

What should a professional do in a given situation? Throughout the program, students will face multiple simulated clinical cases, based on real patients, in which they will have to do research, establish hypotheses, and ultimately resolve the situation. There is an abundance of scientific evidence on the effectiveness of the method. Specialists learn better, faster, and more sustainably over time.

With TECH you will experience a way of learning that is shaking the foundations of traditional universities around the world.



According to Dr. Gérvas, the clinical case is the annotated presentation of a patient, or group of patients, which becomes a "case", an example or model that illustrates some peculiar clinical component, either because of its teaching power or because of its uniqueness or rarity. It is essential that the case is based on current professional life, trying to recreate the real conditions in the physician's professional practice.

“

Did you know that this method was developed in 1912, at Harvard, for law students? The case method consisted of presenting students with real-life, complex situations for them to make decisions and justify their decisions on how to solve them. In 1924, Harvard adopted it as a standard teaching method”

The effectiveness of the method is justified by four fundamental achievements:

1. Students who follow this method not only achieve the assimilation of concepts, but also a development of their mental capacity, through exercises that evaluate real situations and the application of knowledge.
2. Learning is solidly translated into practical skills that allow the student to better integrate into the real world.
3. Ideas and concepts are understood more efficiently, given that the example situations are based on real-life.
4. Students like to feel that the effort they put into their studies is worthwhile. This then translates into a greater interest in learning and more time dedicated to working on the course.



Relearning Methodology

At TECH we enhance the case method with the best 100% online teaching methodology available: Relearning.

This university is the first in the world to combine the study of clinical cases with a 100% online learning system based on repetition, combining a minimum of 8 different elements in each lesson, a real revolution with respect to the mere study and analysis of cases.

Professionals will learn through real cases and by resolving complex situations in simulated learning environments. These simulations are developed using state-of-the-art software to facilitate immersive learning.



At the forefront of world teaching, the Relearning method has managed to improve the overall satisfaction levels of professionals who complete their studies, with respect to the quality indicators of the best online university (Columbia University).

With this methodology, more than 250,000 physicians have been trained with unprecedented success in all clinical specialties regardless of surgical load. Our pedagogical methodology is developed in a highly competitive environment, with a university student body with a strong socioeconomic profile and an average age of 43.5 years old.

Relearning will allow you to learn with less effort and better performance, involving you more in your specialization, developing a critical mindset, defending arguments, and contrasting opinions: a direct equation to success.

In our program, learning is not a linear process, but rather a spiral (learn, unlearn, forget, and re-learn). Therefore, we combine each of these elements concentrically.

The overall score obtained by TECH's learning system is 8.01, according to the highest international standards.



This program offers the best educational material, prepared with professionals in mind:



Study Material

All teaching material is produced by the specialists who teach the course, specifically for the course, so that the teaching content is highly specific and precise.

These contents are then applied to the audiovisual format, to create the TECH online working method. All this, with the latest techniques that offer high quality pieces in each and every one of the materials that are made available to the student.



Surgical Techniques and Procedures on Video

TECH introduces students to the latest techniques, the latest educational advances and to the forefront of current medical techniques. All of this in direct contact with students and explained in detail so as to aid their assimilation and understanding. And best of all, you can watch the videos as many times as you like.



Interactive Summaries

The TECH team presents the contents attractively and dynamically in multimedia lessons that include audio, videos, images, diagrams, and concept maps in order to reinforce knowledge.

This exclusive educational system for presenting multimedia content was awarded by Microsoft as a "European Success Story".



Additional Reading

Recent articles, consensus documents and international guidelines, among others. In TECH's virtual library, students will have access to everything they need to complete their course.





Expert-Led Case Studies and Case Analysis

Effective learning ought to be contextual. Therefore, TECH presents real cases in which the expert will guide students, focusing on and solving the different situations: a clear and direct way to achieve the highest degree of understanding.



Testing & Retesting

We periodically evaluate and re-evaluate students' knowledge throughout the program, through assessment and self-assessment activities and exercises, so that they can see how they are achieving their goals.



Classes

There is scientific evidence on the usefulness of learning by observing experts. The system known as Learning from an Expert strengthens knowledge and memory, and generates confidence in future difficult decisions.



Quick Action Guides

TECH offers the most relevant contents of the course in the form of worksheets or quick action guides. A synthetic, practical, and effective way to help students progress in their learning.



06 Certificate

The Postgraduate Diploma in Clinical Infection guarantees you, in addition to the most rigorous and up-to-date training, access to a Postgraduate Diploma issued by TECH Technological University.



“

Successfully complete this program and receive your university degree without travel or laborious paperwork”

This **Postgraduate Diploma in Clinical Infection** contains the most complete and up-to-date scientific program on the market.

After the student has passed the assessments, they will receive their corresponding **Postgraduate Diploma** issued by **TECH Technological University** via tracked delivery*.

The diploma issued by **TECH Technological University** will reflect the qualification obtained in the Postgraduate Diploma, and meets the requirements commonly demanded by labor exchanges, competitive examinations, and professional career evaluation committees.

Title: **Postgraduate Diploma in Clinical Infection**

Official N° of hours: **475 h.**



*Apostille Convention. In the event that the student wishes to have their paper diploma issued with an apostille, TECH EDUCATION will make the necessary arrangements to obtain it, at an additional cost.

future

health confidence people

education information tutors

guarantee accreditation teaching

institutions technology learning

community commitment

personalized service innovation

knowledge present quality

online training

development languages

virtual classroom



Postgraduate Diploma

Clinical Infection

Course Modality: Online

Duration: 6 months

Certificate: TECH Technological University

Official N° of hours: 475 h.

Postgraduate Diploma Clinical Infection

