

Postgraduate Diploma Allergic Pathology



Postgraduate Diploma Allergic Pathology

- » Modality: online
- » Duration: 6 months
- » Certificate: TECH Technological University
- » Dedication: 16h/week
- » Schedule: at your own pace
- » Exams: online

Website: www.techtitute.com/us/medicine/postgraduate-diploma/postgraduate-diploma-allergic-pathology

Index

01

Introduction

p. 4

02

Objectives

p. 8

03

Course Management

p. 12

04

Structure and Content

p. 18

05

Methodology

p. 22

06

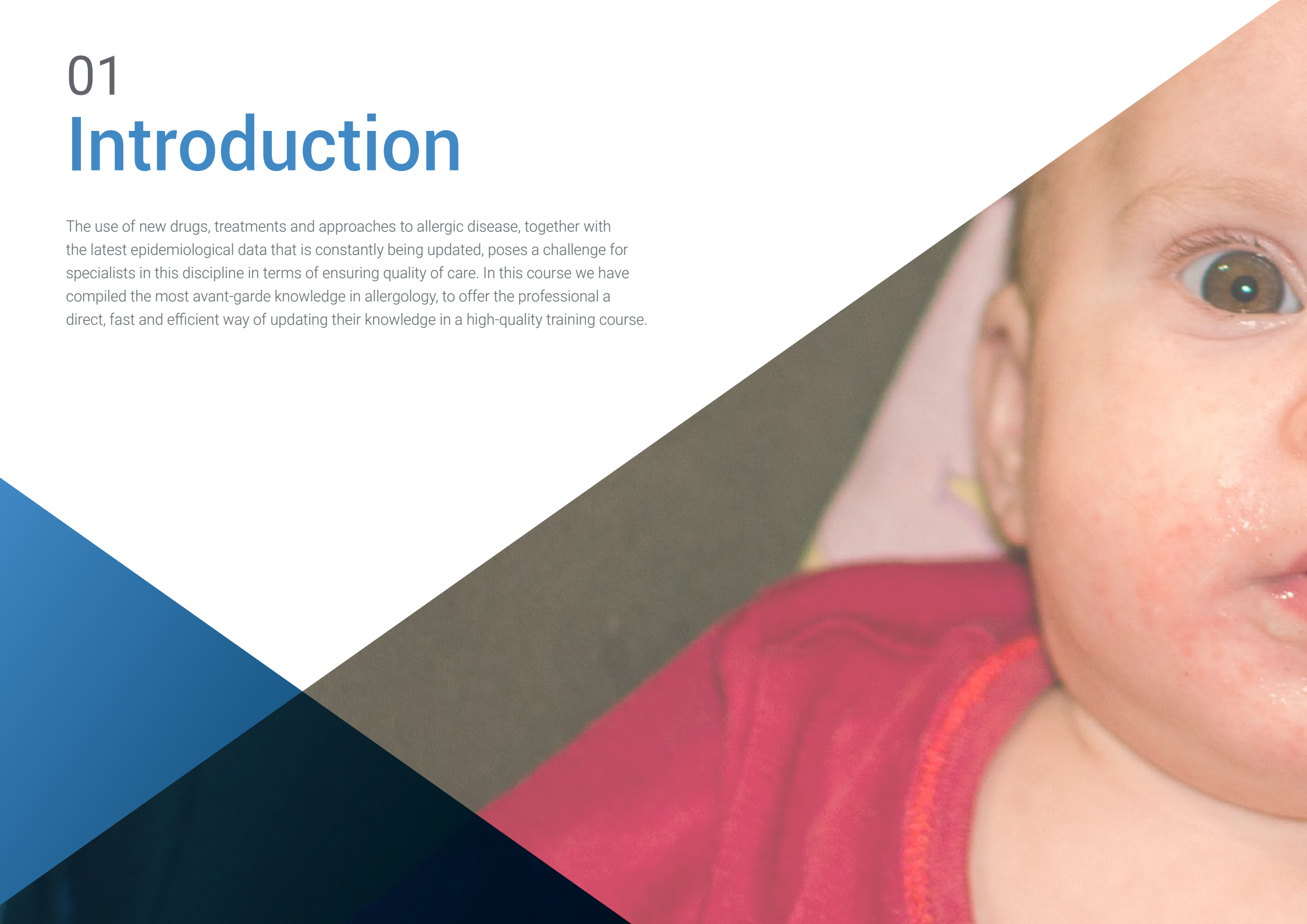
Certificate

p. 30

01

Introduction

The use of new drugs, treatments and approaches to allergic disease, together with the latest epidemiological data that is constantly being updated, poses a challenge for specialists in this discipline in terms of ensuring quality of care. In this course we have compiled the most avant-garde knowledge in allergology, to offer the professional a direct, fast and efficient way of updating their knowledge in a high-quality training course.





“

Allergology is one of the most rapidly evolving specialties in recent years. Become an expert in Allergic Pathology with this high-quality Postgraduate Diploma training course”

Allergology has seen how, in recent years, the number of people affected by the different forms of manifestation of the disease has increased notably. In the last two decades, this increasing trend has been particularly noticeable among children. And yet, very few countries have specialized services in this medical field.

This prevalence has led to allergy being considered a major health problem: according to the WHO, hundreds of millions of people suffer from rhinitis, one of the most common allergy conditions, and at least 300 million suffer from asthma. In addition to these figures, there is an enormous variety of other common and new allergies that have become commonplace in the specialist's office.

This training program has been created with the aim of providing professionals with specific training in the field of allergology to equip them with the most up-to-date knowledge in diagnosis and intervention.

In this sense, the professional must be able to offer their patients a study of their disease in which the recognition of allergens is a priority in order to work towards a lifestyle that aims to avoid symptoms and, with them, the progression of the disease.

During this training, you will learn about new lines of research and practice in allergic disease with a special interest in areas such as asthma and diagnosis by inflammatory genotypes or measurements: Induced sputum, flow cytometry, measurement of cytokines and interleukins.

A comprehensive refresher program that will also allow you to incorporate Big Data and telemedicine skills. Work routines that will provide you with a new spectrum of performance and permanent growth.

This **Postgraduate Diploma in Allergic Pathology** contains the most complete and up-to-date educational program on the market. The most important features of the program include:

- ♦ The latest technology in online teaching software.
- ♦ Highly visual teaching system, supported by graphic and schematic contents that are easy to assimilate and understand.
- ♦ Practical cases presented by practising experts.
- ♦ State-of-the-art interactive video systems.
- ♦ Teaching supported by telepractice.
- ♦ Continuous updating and recycling systems.
- ♦ Autonomous learning: full compatibility with other occupations
- ♦ Practical exercises for self-evaluation and learning verification.
- ♦ Support groups and educational synergies: questions to the expert, debate and knowledge.
- ♦ Communication with the teacher and individual reflection work.
- ♦ Content that is accessible from any fixed or portable device with an Internet connection
- ♦ Supplementary documentation databases are permanently available, even after the course



Update your knowledge with this Postgraduate Diploma in Allergic Pathology, one of the most demanded specialties, with 30-40% of the world's population affected by allergies"



With a methodological design that relies on teaching techniques proven for their effectiveness, this Postgraduate Diploma in Allergic Pathology will take you through different teaching approaches to allow you to learn in a dynamic and effective way"

Our teaching staff is composed of medical professionals, practising specialists. In this way, we ensure that we provide you with the training update we are aiming for. A multidisciplinary team of doctors trained and experienced in different environments, who will develop the theoretical knowledge in an efficient way, but, above all, will put at the service of the course the practical knowledge derived from their own experience: one of the differential qualities of this training.

This mastery of the subject is complemented by the effectiveness of the methodology used in the design of this postgraduate Diploma. Developed by a multidisciplinary team of e-learning experts, it integrates the latest advances in educational technology. This way, you will be able to study with a range of comfortable and versatile multimedia tools that will give you the operability you need in your training.

The design of this program is based on Problem-Based Learning: an approach that conceives learning as a highly practical process. To achieve this remotely, we will use telepractice: with the help of an innovative interactive video system, and learning from an expert, you will be able to acquire the knowledge as if you were actually dealing with the scenario you are learning about. A concept that will allow you to integrate and fix learning in a more realistic and permanent way.

We offer you the latest developments in advanced allergology, helping you acquire knowledge of new ways of working and approaching patients.

Our innovative telepractice concept will give you the opportunity to learn through an immersive experience, which will provide you with a faster integration and a much more realistic view of the contents: "learning from an expert"

02 Objectives

Our objective is to train highly qualified professionals for work experience. An objective that is complemented, moreover, in a global manner, by promoting human development that lays the foundations for a better society. This objective is focused on helping medical professionals reach a much higher level of expertise and control. A goal that, in just six months, you will be able to achieve with a highly intensive and precise course.



“

If your goal is to take a step towards achieving the highest medical quality, this is the diploma for you: a training program that aspires to excellence”



General Objectives

- ♦ Define 21st century allergology
- ♦ Recognize new forms of allergic disease conditions
- ♦ Review the latest international practices in allergology
- ♦ Learn the new international lines of research in allergology
- ♦ Become familiar with new approaches
- ♦ Recognize the importance of allergic disease in primary care morbidity.
- ♦ Recognize allergens for appropriate preventive intervention and reduce the risk of exposure as a priority preventive measure



Specific Objectives

- ♦ Get up to date on the basic concepts of traditional allergic diseases.
- ♦ Learn about the most recent concepts of allergology in relation to new drugs.
- ♦ Learn the basic criteria of the key immunological reactions: skin, respiratory, and food.
- ♦ Develop your skills in the use and understanding of the immunological mechanisms of allergic diseases: effector cells, immunoglobulins, interleukins, cytokines and complements.
- ♦ Knowledge of the current numerical data on incidence and prevalence of allergic pathologies.
- ♦ Know and classify allergens.
- ♦ Get up to date on the concept of a panallergen and its impact on allergic diseases.
- ♦ Accurately describe respiratory, food, animal, and hymenoptera allergens.
- ♦ Define and describe the main pollen-food syndromes.
- ♦ Address diagnostic techniques for traditional allergic diseases.
- ♦ Learn the characteristics of component diagnostics.
- ♦ Learn the characteristics of the induced sputum technique to phenotype patients.
- ♦ Know and apply in daily clinical practice the traditional in-vivo techniques for diagnosing allergic diseases: Prick test, Epicutaneous tests
- ♦ Know and apply modern in-vitro diagnostic techniques in clinical practice: Component-based diagnosis in allergic diseases due to different allergens, Basotest, Induced Sputum.



- ♦ Understand and define the most commonly used equipment in the allergic specialty, from spirometry, rhinomanometry, acoustic rhinometry, measurement of exhaled nitric oxide, etc.
- ♦ Understand and know how to use diagnostic techniques for comorbidities of allergic diseases. Gastroesophageal Reflux, Sleep Disorders, etc.

“ Acquire the necessary knowledge to offer quality practice in the field of allergology, providing your patients with expert and effective care”

03

Course Management

For our course to be of the highest quality, we are proud to work with a teaching staff of the highest level, chosen for their proven track record. Professionals from different areas and fields of expertise that make up a complete, multidisciplinary team. A unique opportunity to learn from the best.



“

An impressive teaching staff, made up of professionals from different areas of expertise will be your teachers during your training: A unique opportunity not to be missed"

International Guest Director


Dr. Torsten Zuberbier's outstanding professional and research career has left an indelible mark on the medical management of allergic diseases. The expert's healthcare competencies and prestige have enabled him to serve for almost two decades as President of the Foundation of the European Center for Allergy Research.

He also holds the main management positions at the Institute for Allergy Research at the Charité Berlin University and at the Fraunhofer Institute for Translational Medicine and Pharmacology, together with Professor Marcus Maurer.

On the other hand, his clinical work focuses on Urticaria, Neurodermatitis, Respiratory and Food Allergies and Allergic Rhinitis. However, his research and experimental work has been devoted to Mast Cell Biology, Mastocytosis and Atopic Dermatitis. Specifically, his studies have delved into the interaction of these immune cells with tissue-type cells. In this way, through a three-dimensional skin model, he has examined the close relationship between these processes and the development of other pathologies such as Eczema and Epidermal Neoplasia.

In this regard, this expert has numerous academic articles in scientific journals of global impact. He is Deputy Editor of the Journal of the German Dermatological Society and a member of the Advisory Board of the Allergo Journal. In these publications, the specialist has also disclosed his views on the relevance of Translational Medicine and the importance of accelerating the applied integration of the latest scientific knowledge.

In addition to this work, Dr. Zuberbier is President of the Global Allergy and Asthma Network of Excellence (GA²LEN), initiated by the European Union. He has also been Director General of the Dermatology, Venereology and Allergology Clinic of the Charité and has led the Allergie-Centrum-Charité of the Berlin-Mitte Dermatology Clinic.



Dr. Zuberbier, Torsten

- Co-Director of the Fraunhofer Institute for Translational Medicine and Pharmacology
- President of the Foundation of the European Center for Allergy Research
- Chairman of the Global Allergy and Asthma Excellence Network (GA²LEN)
- Co-Director General of the Clinic of Dermatology, Venereology and Allergology of the Charité
- Director of the Allergie-Centrum-Charité of the Dermatology Clinic Berlin-Mitte
- Head Physician for Dermatology at the Virchow Clinic in Berlin
- Honorary Doctorate of the University of Athens
- Specialist in Dermatology at the University of Perth Australia
- Medical Degree at the Freie Universität Berlin

“

Thanks to TECH, you will be able to learn with the best professionals in the world”

Management



Dr. Fernández Nieto, María del Mar

- Assistant Physician, Allergology Unit, Jiménez Díaz Foundation IIS CIBERES (Respiratory Diseases)
- Asthma Multidisciplinary Unit
- Member of the SEAIC Asthma Committee
- Member of the NeumoMadrid Asthma Group
- Member of the SEPAR Asthma Working Group
- Member of ERS
- Member of EAACI



Professors

Dr. Acevedo Caballero, Nathalie del R.

- ♦ Medical Immunologist, Institute of Immunological Research, Cartagena, Colombia.
- ♦ PhD in Medical Sciences, Karolinska Institute

Dr. Arochena González, Lourdes

- ♦ Attending Physician of the Allergology Department at Jiménez Díaz Foundation.
- ♦ Member of the Multidisciplinary Asthma Unit at Jiménez Díaz Foundation.
- ♦ Master's Degree: "Talent in Allergy" 2017. IE Business School, Madrid
- ♦ Member of the SEAIC Asthma Committee
- ♦ Member of EAACI, AAAAI, and ERS

Dr. Gómez Cardenosa, Aída

- ♦ Attending Physician of the Allergy Department at Jiménez Díaz Foundation.
- ♦ Member of the multidisciplinary asthma unit. Jiménez Díaz Foundation
- ♦ Member of the Spanish Society of Allergology (SEAIC).
- ♦ Member of the Social Networking Commission (SEAIC)
- ♦ Member of the Cutaneous Allergy Committee (SEAIC).
- ♦ Member of EAACI
- ♦ Collaborating reviser for the Journal of Investigational Allergology and Clinical Immunology

04

Structure and Content

The contents of this Postgraduate Diploma have been developed by the different experts on this course, with a clear purpose: to ensure that our students acquire each and every one of the necessary skills to become true experts in this field.

A complete and well-structured program that will take you to the highest standards of quality and success. Expert patients participate in the preparation of the program, which adds a very original and close perspective, with real cases and situations that are not only clinical but also social. It has a holistic perspective, not just a medical one, making it of interest to healthcare professionals of any kind.



“

A comprehensive teaching program, structured in well-developed teaching units, oriented towards learning that is compatible with your personal and professional life"

Module 1. Introduction to Allergology

- 1.1. Introduction Terminology Atopy and Allergy
 - 1.1.1. Terminology
 - 1.1.2. Atopy
 - 1.1.3. Allergy
- 1.2. History of Allergies
 - 1.2.1. Origins and Development
- 1.3. Prevalence of Allergic Diseases Pharmacoeconomics of Allergic Diseases
 - 1.3.1. Prevalence
 - 1.3.2. Pharmacoeconomics
- 1.4. Immunological Basis of Allergic Diseases Classification of Hypersensitivity Reactions
 - 1.4.1. Immunological Basis of Allergic Diseases
 - 1.4.2. Classification of Hypersensitivity Reactions
 - 1.4.3. Cells and Molecules Involved in the Immediate Hypersensitivity Immune Response
- 1.5. Pathophysiology of an Allergic Reaction. Genetic Basis of Allergic Diseases
- 1.6. Effector Cells Involved in Allergic Reactions
 - 1.6.1. Effector Cells Involved in Allergic Reactions
 - 1.6.2. Basophils, Mast Cells, Cytokines, Eosinophils, Allergy Mediators
- 1.7. Immunoglobulin E: Features. Mechanisms of IgE Synthesis Regulation High and Low-Affinity IgE Receptors
- 1.8. The Complement System Components Activation and Regulation Pathways
- 1.9. Immunological Mechanisms Involved in Allergic Dermatoses
- 1.10. Digestive Tract Immunology Mechanisms of Immunological Tolerance Allergic Reactions to Food Adverse Reactions to Additives and Preservatives



Module 2. Allergens Panallergens and their Impact on Allergic Diseases

- 2.1. Allergens Types Structure Characterization and Purification of Allergens Concept of Cross-Reactivity Panallergens
- 2.2. Classification of the Main Environmental Allergens
- 2.3. Classification and Taxonomy of the Main Food Allergens
- 2.4. Classification and Description of the Main Skin Allergens
- 2.5. Allergic Reactions to Latex. Cross Allergenicity with Food. Clinical Presentation. Latex Allergy Prevention
- 2.6. Description of Pollen-Food Syndromes: Classification, Description, Prevalence
- 2.7. Classification and Description of the Main Allergic Diseases of Drug Origin
- 2.8. Classification, Description, and Taxonomy of Animal Allergens
- 2.9. Classification, Description, and Taxonomy of Vespidae Allergens

Module 3. Diagnostic Techniques for Allergic Diseases

- 3.1. General Aspects of the Diagnosis of Allergic Diseases
 - 3.1.1. Basic Criteria
- 3.2. In-Vivo Diagnostic Methods of Allergic Diseases: Prick Test. Epicutaneous Tests. Oral Provocation Tests
- 3.3. In-Vitro Methods of Allergic Diseases. Classification and Description
- 3.4. Molecular Diagnostics by Components in Pneumoallergen Allergic Respiratory Diseases: Pollens
- 3.5. Molecular Diagnostics by Components in Pneumoallergen Allergic Respiratory Diseases: Mites and Fungi
 - 3.5.1. Diagnostic Techniques
- 3.6. Molecular Diagnostics by Components in Pneumoallergen Allergic Respiratory Diseases: Animals.
 - 3.6.1. Diagnostic Techniques
- 3.7. Molecular and Component-Based Diagnosis in Food Allergy
- 3.8. Molecular and Component-Based Diagnosis in Vespidae Allergy
- 3.9. Basotest in the Diagnosis of Allergic Diseases
- 3.10. Induced Sputum in the Diagnosis of Respiratory Allergic Diseases
- 3.11. Apparatus in the Diagnosis of Allergic Diseases
- 3.12. Diagnosis of Comorbidities of Allergic Diseases: Obesity, Gastroesophageal Reflux Disease, and Sleep Disorders

05 Methodology

This training program provides you with a different way of learning. Our methodology uses a cyclical learning approach: ***Re-learning***.

This teaching system is used, for example, in the most prestigious medical schools in the world, and major publications such as the ***New England Journal of Medicine*** have ***considered it to be one of the most effective***.



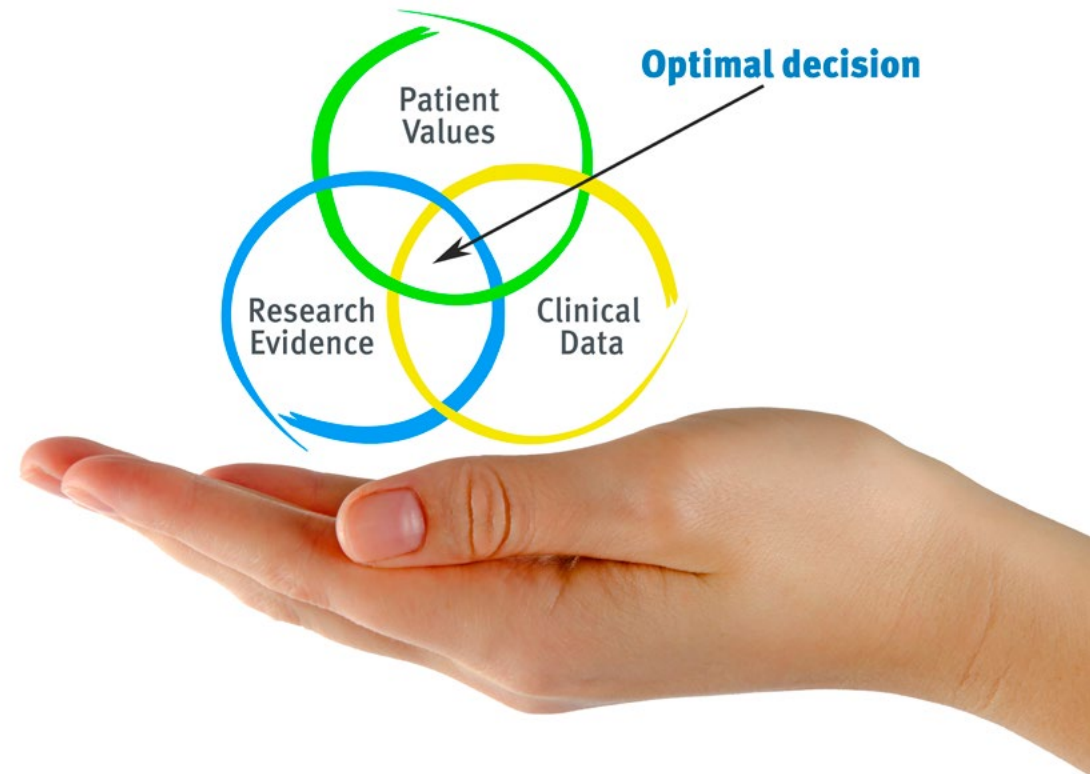
“

Discover Re-learning, a system that abandons conventional linear learning, to take you through cyclical teaching systems: a way of learning that has proven to be extremely effective, especially in subjects that require memorization"

At TECH we use the Case Method

What should a professional do in a given situation? Throughout the program students will be presented with multiple Clinical symptoms simulated cases based on real patients in which they will have to investigate, establish hypotheses and, finally, resolve the situation. There is abundant scientific evidence on the effectiveness of the method. Specialists learn better, faster, and more sustainably over time.

With TECH you can experience a way of learning that is shaking the foundations of traditional universities around the world.



According to Dr. Gérvas, the clinical case is the annotated presentation of a patient, or group of patients, which becomes a "case", an example or model that illustrates some peculiar clinical component, either because of its teaching potential or because of its uniqueness or rarity. It is essential that the case is based on current professional life, trying to recreate the real conditions in the physician's professional practice.

“

Did you know that this method was developed in 1912 at Harvard for law students? The case method consisted of presenting students with real-life, complex situations for them to make decisions and justify their decisions on how to solve them. In 1924, Harvard adopted it as a standard teaching method”

The effectiveness of the method is justified by four fundamental achievements:

1. Students who follow this method not only grasp concepts, but also develop their mental capacity by evaluating real situations and applying their knowledge.
2. The learning process has a clear focus on practical skills that allow the student to better integrate into the real world.
3. Ideas and concepts are understood more efficiently, given that the example situations are based on real-life.
4. Students like to feel that the effort they put into their studies is worthwhile. This then translates into a greater interest in learning and more time dedicated to working on the course.



Re-Learning Methodology

At TECH we enhance the Harvard case method with the best 100% online teaching methodology available: Re-learning.

This University is the first in the world to combine the study of clinical cases with a 100% online learning system based on repetition, combining a minimum of 8 different elements in each lesson, a real revolution with respect to the simple study and analysis of cases.



Professionals will learn through real cases and by resolving complex situations in simulated learning environments. These simulations are developed using state-of-the-art software to facilitate immersive learning.

At the forefront of world teaching, the Re-learning method has managed to improve the overall satisfaction levels of professionals who complete their studies, with respect to the quality indicators of the best Spanish-speaking online university (Columbia University).

Over 250,000 physicians have been trained using this methodology, with unprecedented success in all clinical specialties regardless of surgical load. This teaching methodology is developed in a highly demanding environment, with a university student body of high socio-economic profile and an average age of 43.5 years.


Re-learning will allow you to learn with less effort and better performance, involving you more in your specialization, developing a critical mindset, defending arguments, and contrasting opinions: a direct equation to success.

In our program, learning is not a linear process, but rather a spiral (learn, unlearn, forget, and re-learn). Therefore, we combine each of these elements concentrically.

The overall score obtained by TECH's learning system is 8.01, according to the highest international standards.



In this program you will have access to the best educational material, prepared with you in mind:



Study Material

All teaching material is produced specifically for the course by the specialists who teach the course, so that the teaching content is highly specific and precise.

This content is then adapted in an audiovisual format that will create our way of working online, with the latest techniques that allow us to offer you high quality in all of the material that we provide you with.



Latest Techniques and Procedures on Video

We introduce you to the latest techniques, to the latest educational advances, to the forefront of current medical techniques. All this, in first person, with the maximum rigor, explained and detailed for your assimilation and understanding. And best of all, you can watch them as many times as you want.



Interactive Summaries

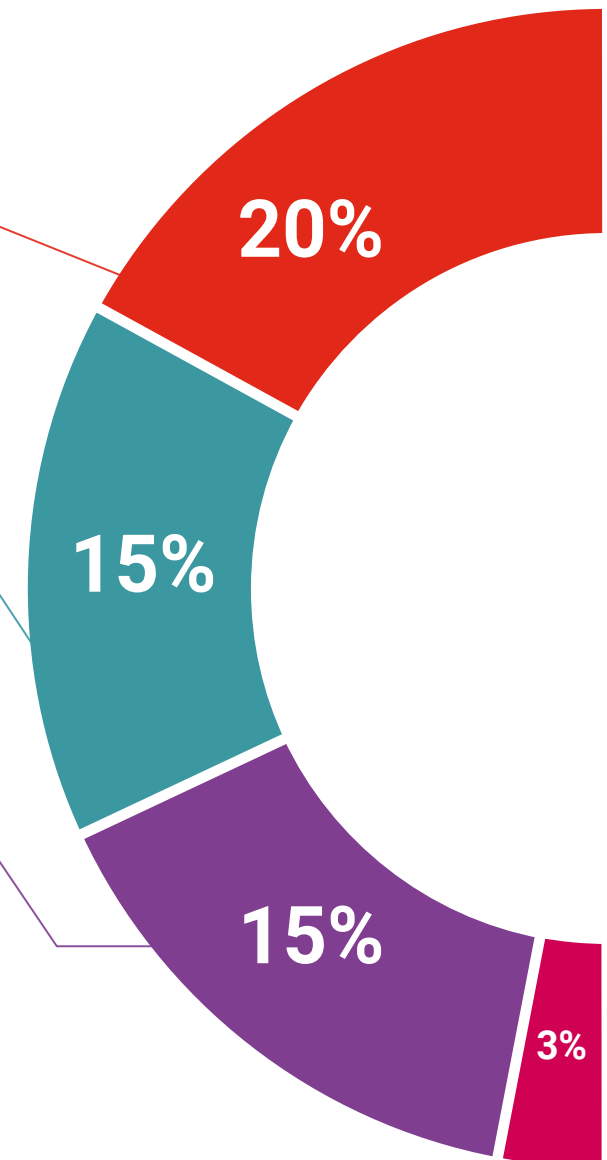
We present the contents attractively and dynamically in multimedia lessons that include audio, videos, images, diagrams, and concept maps in order to reinforce knowledge.

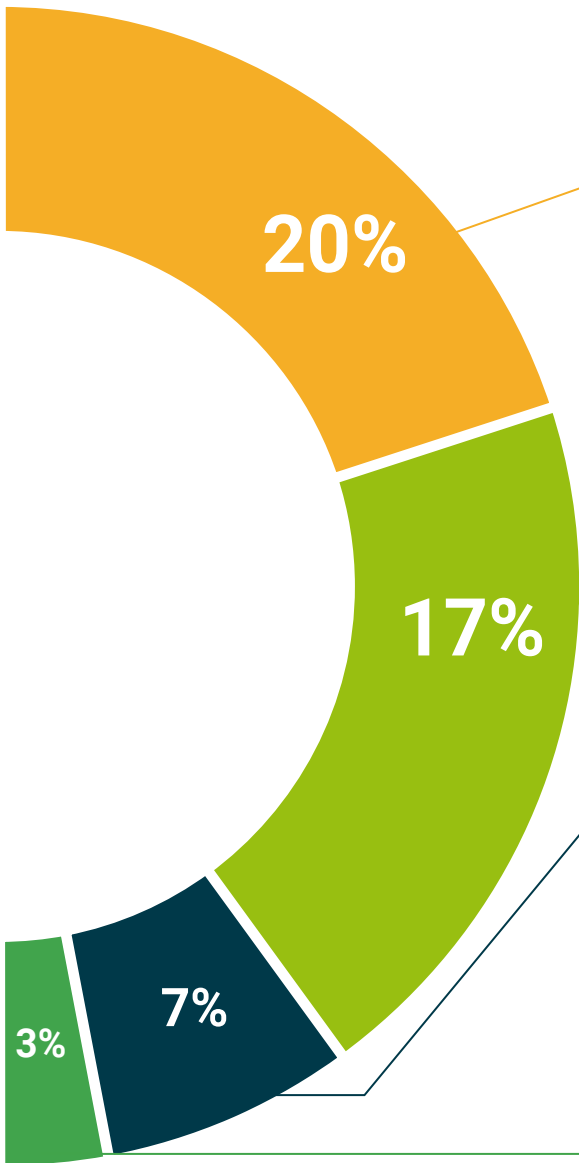
This unique multimedia content presentation training system was awarded by Microsoft as a "European Success Story".



Additional Reading

Recent articles, consensus documents, international guides. in our virtual library you will have access to everything you need to complete your training.





Expert-Led Case Studies and Case Analysis

Effective learning ought to be contextual. Therefore, we will present you with real case developments in which the expert will guide you through focusing on and solving the different situations: a clear and direct way to achieve the highest degree of understanding.



Testing & Re-Testing

We periodically evaluate and re-evaluate your knowledge throughout the program, through assessment and self-assessment activities and exercises: so that you can see how you are achieving your goals.



Classes

There is scientific evidence suggesting that observing third-party experts can be useful.

Learning from an expert strengthens knowledge and memory, and generates confidence in our future difficult decisions.



Quick Action Guides

We offer you the most relevant contents of the course in the form of worksheets or quick action guides. A synthetic, practical, and effective way to help you progress in your learning.



06 Certificate

The Postgraduate Diploma in the Allergic Pathology guarantees, in addition to the most rigorous and up-to-date training, access to a Postgraduate Diploma qualification issued by TECH Technological University.



“

Include in your training a Postgraduate Diploma in Allergic Pathology: A highly qualified added value for any medical professional"

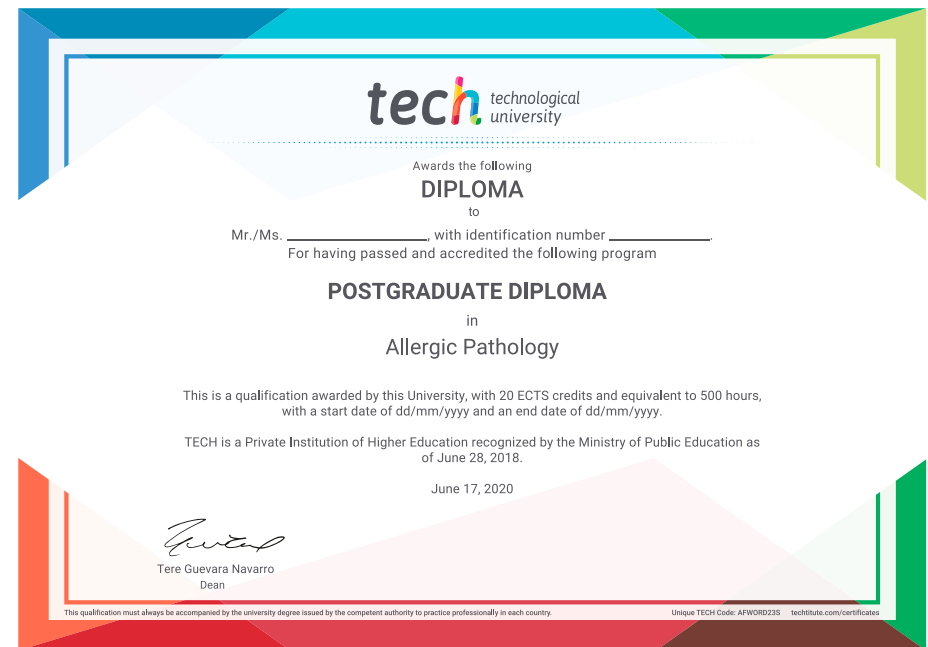
This **Postgraduate Diploma in Allergic Pathology** contains the most complete and up-to-date scientific program on the market.

After passing the evaluation, the student will receive a **Postgraduate Diploma** from **TECH Technological University**.

This qualification contributes to the academic development of the professional and adds a high university curricular value to their training. It is 100% valid in all competitive examinations, labour exchanges and professional career evaluation committees.

Title: **Postgraduate Diploma in Allergic Pathology**

Official N° of Hours: **425 h**.



health future
confidence people
education information tutors
guarantee accreditation teaching
institutions technology learning
community commitment
personalized service innovation
knowledge present quality
development languages
virtual classroom



Postgraduate Diploma Allergic Pathology

- » Modality: online
- » Duration: 6 months
- » Certificate: TECH Technological University
- » Dedication: 16h/week
- » Schedule: at your own pace
- » Exams: online

Postgraduate Diploma

Allergic Pathology

