

Postgraduate Certificate

Viral Infections





Postgraduate Certificate Viral Infections

- » Modality: online
- » Duration: 6 weeks
- » Certificate: TECH Global University
- » Accreditation: 4 ECTS
- » Schedule: at your own pace
- » Exams: online

Website: www.techtitute.com/medicina/curso-universitario/infecciones-virales

Index

01

Introduction

p. 4

02

Objectives

p. 8

03

Course Management

p. 12

04

Structure and Content

p. 16

05

Methodology

p. 20

06

Certificate

p. 28

01

Introduction

Viral hemorrhagic diseases cause great alarm among the population and healthcare professionals, with viral hemorrhagic fevers (VHF) being one of the infections that cause the most deaths. Since they are very complex to diagnose or distinguish clinically, they require specialists who are up to date with the latest advances. And this is what this program offers, with which the student will learn about the classification and epidemiology of these pathologies and the development of vaccines to combat them. In addition, emphasis will be placed on the main controls to prevent the spread of these diseases. All this and more, available to the student for only 6 weeks and 100% online.





“

This program has high value if your goal is to get the most comprehensive view of the types of hemorrhagic infections that the world is concerned about.”

Viral hemorrhagic diseases and Arbovirosis occur mainly in tropical areas. However, it is well known that anyone can be affected during a trip, being the evolution of tourism one of the main ways of expansion of these pathologies. Moreover, they are particularly alarming as they have high mortality rates, especially in the population of the countries of origin.

These include diseases such as yellow fever, Ebola, dengue fever and Zika.

For this reason, efforts to curb their spread and make more effective treatments must be a public health priority. All the more reason why this program is a fantastic tool for medical specialists, will allow them to keep up to date in an area of growing interest. In addition, it will incorporate the latest techniques and procedures to reduce the spread and mortality of these infections.

To this end, the program will provide an in-depth study of the main viral hemorrhagic diseases, for the purpose of rapid and early identification. Some of the diseases that Dengue, Chikungunya or Zika will be studied, focusing on the epidemiological characteristics of each one. At the same time, the role of vaccines to combat them will be discussed.

In this way, students will obtain a high level of preparation with all the all the guarantees demanded to boost their career in this field from home and with home and with great experts at their complete disposal.

This **Postgraduate Certificate in Viral Infections** contains the most complete and updated scientific program in the market. Its most notable features are:

- The examination of case studies presented by experts in Viral Infections
- The graphic, schematic and eminently practical contents with which it is conceived gather scientific and practical information on those disciplines that are indispensable for professional practice
- Practical exercises where the self-assessment process can be carried out to improve learning
- Its special emphasis on innovative methodologies
- Theoretical lessons, questions to the expert, debate forums on controversial topics, and individual reflection assignments
- Content that is accessible from any fixed or portable device with an Internet connection



A perfect program to delve into the role of vaccines to curb the spread of Ebola or Dengue".

“

The best opportunity to focus your career or update your knowledge on viral hemorrhagic infections, determining the Epidemiology and vector control of Arbovirosis"

The program's teaching staff includes professionals from the field who contribute their work experience to this educational program, as well as renowned specialists from leading societies and prestigious universities.

The multimedia content, developed with the latest educational technology, will provide the professional with situated and contextual learning, i.e., a simulated environment that will provide immersive education programmed to learn in real situations.

This program is designed around Problem-Based Learning, whereby the professional must try to solve the different professional practice situations that arise during the course. For this purpose, students will be assisted by an innovative interactive video system created by renowned and experienced experts.

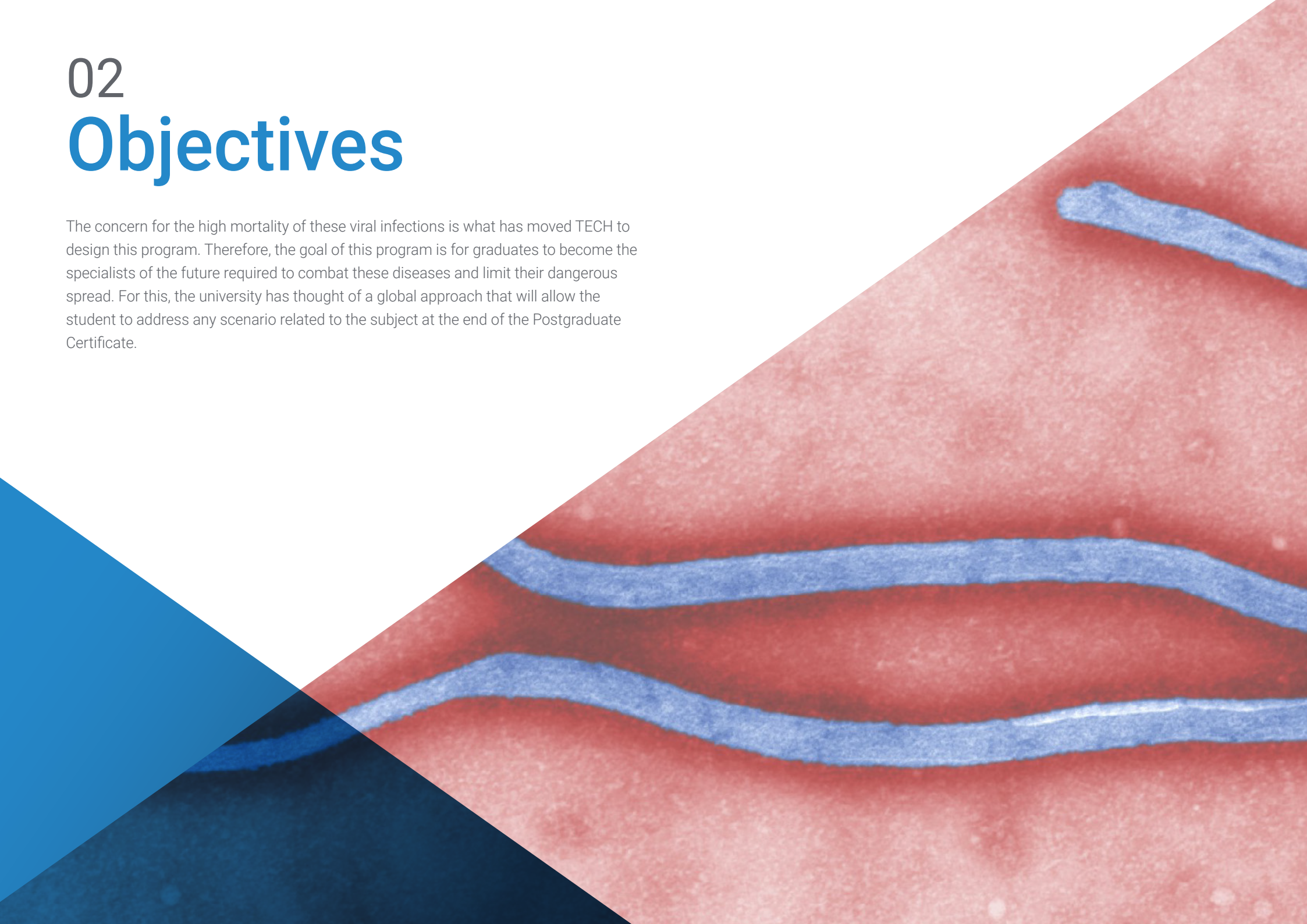
Everything you were looking for about Yellow Fever is in this course; from its diagnosis to the clinical manifestations or replicative cycle.

You will be a reference in the diagnostic approach to viral hemorrhagic diseases, achieving their early detection.



02 Objectives

The concern for the high mortality of these viral infections is what has moved TECH to design this program. Therefore, the goal of this program is for graduates to become the specialists of the future required to combat these diseases and limit their dangerous spread. For this, the university has thought of a global approach that will allow the student to address any scenario related to the subject at the end of the Postgraduate Certificate.



“

The change in your career is a matter of 6 weeks. Enroll now and examine health controls to combat these dangerous diseases”.



General Objectives

- Gain in-depth knowledge of key aspects of Infectious Diseases
- Manage prevention, diagnosis and treatment of infectious diseases
- Deepen a multidisciplinary and integrative approach to facilitate the control of these pathologies.
- Acquire competencies related to the area of Clinical Infectious Diseases and Therapeutics. Advanced Antibiotic Therapy
- Be able to apply the latest technological innovations to establish an optimal diagnostic management





Specific Objectives

- ◆ Quickly identify viral hemorrhagic diseases and the vaccines that target these diseases
- ◆ Be able to understand the diagnostic approach to hemorrhagic diseases
- ◆ Get an overview of the types of hemorrhagic infections that concern the world, such as dengue, chikungunya, zika, among others



You will achieve your most ambitious goals thanks to the academic boost provided by the latest educational technologies promoted by TECH".

03

Course Management

The high impact of viral hemorrhagic infections requires that a preparation on this subject has the best possible teachers. And this is what TECH has achieved by bringing together a teaching team with extensive experience in Microbiology and Parasitology, being a reference in the treatment of infectious diseases from tropical regions. In addition, far from limiting itself to only teaching its lessons, TECH will closely follow the progress of the students, being at their disposal through the Virtual Campus for any questions.





“

TECH provides you with experts in the treatment of infections from tropical regions”.

Management



Dr. Díaz Pollán, Beatriz

- ◆ Specialist in internal medicine with experience in infectious diseases
- ◆ Area Specialist, Department of Internal Medicine, Infectious Diseases Unit, La Paz University Hospital
- ◆ Associate Physician, Department of Internal Medicine, Infectious Diseases Unit, San Carlos Hospital
- ◆ Associate Researcher in several research projects
- ◆ Author of dozens of scientific articles on Infectious Diseases
- ◆ Master's Degree in Infectious Diseases and Antimicrobial Therapy from CEU Cardenal Herrera University
- ◆ Specialist in community and non-transmissible infections from the CEU Cardenal Herrera University
- ◆ Specialist in Infectious Diseases and Chronic and Imported Infectious Diseases from CEU Cardenal Herrera University.
- ◆ Member of the Spanish Society of Infectious Diseases and Clinical Microbiology.

Professors

Dr. Branches Ramos, Juan Carlos

- ◆ Internal Medicine Specialist
- ◆ Assistant Physician, Infectious Diseases Unit, La Paz University Hospital, Madrid
- ◆ Intern at the University Hospital Sanitas La Zarzuela Madrid.
- ◆ PhD in Medicine and Surgery from the University of Alcalá de Henares
- ◆ Master's Degree in Infectious Diseases in Intensive Care from the Universidad-Empresa Foundation from the University of Valencia.

Dr. Arribas López, José Ramón

- ◆ Head of Section, Infectious Diseases and Microbiology Unit
- ◆ Clinic of the Internal Medicine Service of La Paz University Hospital
- ◆ Coordinator of the High Level Isolation Unit at the Hospital La Paz - Carlos III
- ◆ Director of the the Research Institute of La Paz University Hospital (IdiPAZ)
- ◆ Director of La Paz University Hospital's Foundation
- ◆ Doctor in the Infectious Diseases Unit at Barnes Hospital in the USA
- ◆ Doctor of Medicine, UAM
- ◆ Member of: Inter-Ministerial Committee for the Management of the Ebola Crisis

Dr. Loeches Yagüe, María Belén

- ♦ Assistant Physician, Infectious Diseases Unit, Department of Infectious Diseases, La Paz General University Hospital, Madrid
- ♦ Doctorate in Medicine from the Autonomous University Madrid
- ♦ Degree in Medicine from the Complutense University of Madrid
- ♦ Master in Theoretical and Practical Learning in Infectious Diseases from the Complutense University of Madrid
- ♦ Specialized training in Microbiology and Infectious Diseases, Gregorio Marañón General University Hospital,
- ♦ Professor of Infectious Diseases, Infanta Sofía University Hospital, Madrid

Dr. Rico Nieto, Alicia

- ♦ Microbiology and Parasitology Specialist and Infectious Diseases Expert
 - ♦ Assistant Physician, Infectious Diseases Unit, La Paz University Hospital, Madrid
 - ♦ Specialist in Microbiology at La Paz University Hospital, Madrid
 - ♦ Researcher at the Research Institute of the La Paz University Hospital, Madrid
 - ♦ Author of numerous scientific publications
- Member of: Board of Directors of the Osteoarticular Infection Study Group, Spanish Society of Infectious Diseases and Clinical Microbiology.

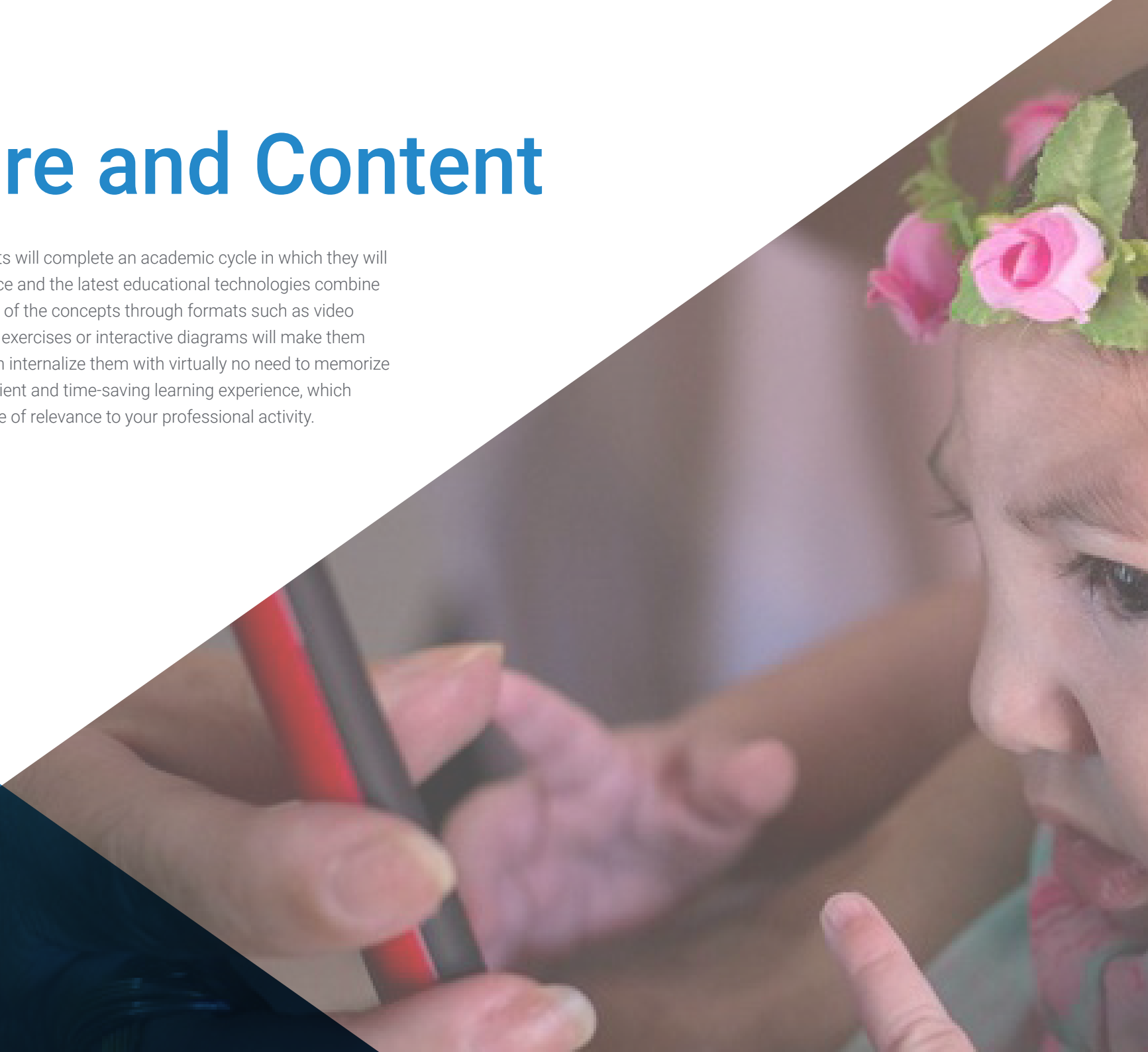
Dr. Mora Rillo, Marta

- ♦ Specialist in Internal Medicine at the La Paz University Hospital, Madrid
- ♦ Clinical Researcher in Infectious Diseases
- ♦ Author of various scientific articles on Infectious Diseases
- ♦ Collaborating Teacher in university studies of Medicine
- ♦ Doctorate in Medicine from the Autonomous University Madrid
- ♦ Master's Degree in Infectious Diseases in Intensive Care from the University of Valencia
- ♦ Master's Degree in Tropical and Health Medicine from the Autonomous University of Madrid
- ♦ University Expert in Emerging and High Risk Virus Pathology, Autonomous University of Madrid

04

Structure and Content

Over the course of 6 weeks, students will complete an academic cycle in which they will see how the latest scientific evidence and the latest educational technologies combine to their benefit. Thus, the reiteration of the concepts through formats such as video medical procedures, self-evaluative exercises or interactive diagrams will make them internalize them with virtually no need to memorize them. This will result in a more efficient and time-saving learning experience, which reinforces the programs high degree of relevance to your professional activity.





“

A syllabus whose content on viral hemorrhagic infections you will be able to consult 24 hours a day virtually. You set the deadlines!”

Module 1. Viral Hemorrhagic Diseases and Arboviruses

- 1.1. Viral Hemorrhagic Diseases
 - 1.1.1. Epidemiology
 - 1.1.2. Classification
 - 1.1.3. Diagnostic Approach to Viral Haemorrhagic Diseases
 - 1.1.4. The Development of Vaccines for New Diseases
 - 1.1.5. Measures for the Control of Viral Haemorrhagic Diseases
- 1.2. Ebola Haemorrhagic Fever
 - 1.2.1. Characteristics and Replicative Cycle of the Virus
 - 1.2.2. Clinical Picture
 - 1.2.3. Diagnosis
 - 1.2.4. Treatment
- 1.3. South American Hemorrhagic Fevers
 - 1.3.1. Characteristics and Replicative Cycle of the Virus
 - 1.3.2. Clinical Picture
 - 1.3.3. Diagnosis
 - 1.3.4. Treatment
- 1.4. Arbovirus
 - 1.4.1. Epidemiology
 - 1.4.2. Vector Control
 - 1.4.3. Other Arbovirosis
- 1.5. Yellow Fever
 - 1.5.1. Concept
 - 1.5.2. Replicative Cycle of the Virus
 - 1.5.3. Clinical Manifestations
 - 1.5.4. Diagnosis
 - 1.5.5. Treatment
- 1.6. Dengue
 - 1.6.1. Concept
 - 1.6.2. Replicative Cycle of the Virus
 - 1.6.3. Clinical Manifestations
 - 1.6.4. Diagnosis
 - 1.6.5. Treatment



- 1.7. Chikungunya
 - 1.7.1. Concept
 - 1.7.2. Replicative Cycle of the Virus
 - 1.7.3. Clinical Manifestations
 - 1.7.4. Diagnosis
 - 1.7.5. Treatment
- 1.8. Zika
 - 1.8.1. Concept
 - 1.8.2. Replicative Cycle of the Virus
 - 1.8.3. Clinical Manifestations
 - 1.8.4. Diagnosis
 - 1.8.5. Treatment

“*The topics contain everything necessary to meticulously examine the replicative cycle of the viral infections of Zika, Dengue, Ebola or South American hemorrhagic fevers, among others.*”

05

Methodology

This program offers students a different way of learning. Our methodology uses a cyclical learning approach: Relearning.

This teaching system is used in the most prestigious medical schools in the world, and major publications such as the ***New England Journal of Medicine*** have considered it to be one of the most effective.



“

Discover Relearning, a system that abandons conventional linear learning, to take you through cyclical teaching systems: A way of learning that has proven to be extremely effective, especially in subjects that require memorization".

At TECH we use the Case Method

In a given situation, what would you do? Throughout the program, they will be presented with multiple simulated clinical cases based on real patients, where they will have to investigate, establish hypotheses and, finally, resolve the situation. There is an abundance of scientific evidence on the effectiveness of the method. Specialists learn better, faster, and more sustainably over time.

With TECH you can experience a way of learning that is shaking the foundations of traditional universities around the world.



According to Dr. Gervas, the clinical case is the annotated presentation of a patient, or group of patients, which becomes a "case", an example or model that illustrates some peculiar clinical component, either because of its teaching potential or because of its uniqueness or rarity. It is essential that the case is based on current professional life, trying to recreate the real conditions in professional medical practice.

“

Did you know that this method was developed in 1912 at Harvard for law students? The case method consisted of presenting students with real-life, complex situations for them to make decisions and justify their decisions on how to solve them. In 1924, Harvard adopted it as a standard teaching method.

The effectiveness of the method is justified by four fundamental achievements:

1. Students who follow this method not only grasp concepts, but also develop their mental capacity by evaluating real situations and applying their knowledge.
2. The learning process has a clear focus on practical skills that allow the student to better integrate into the real world.
3. Ideas and concepts are understood more efficiently, given that the example situations are based on real-life.
4. Students like to feel that the effort they put into their studies is worthwhile. This then translates into a greater interest in learning and more time dedicated to working on the course.



Relearning Methodology

At TECH we enhance the Harvard case method with the best 100% online teaching methodology available: Relearning.

Our University is the first in the world to combine the study of clinical cases with a 100% online learning system based on repetition, combining a minimum of 8 different elements in each lesson, which represent a real revolution with respect to simply studying and analyzing cases.

The physician will learn through real cases and by solving complex situations in simulated learning environments. These simulations are developed using state-of-the-art software to facilitate immersive learning.



At the forefront of world teaching, the Relearning method has managed to improve the overall satisfaction levels of professionals who complete their studies, with respect to the quality indicators of the best online university (Columbia University).

With this methodology we have prepared more than 250,000 physicians with unprecedented success, in all clinical specialties regardless of the surgical load. All this in a highly demanding environment, where the students have a strong socio-economic profile and an average age of 43.5 years.

Relearning will allow you to learn with less effort and better performance, involving you more in your specialization, developing a critical mindset, defending arguments, and contrasting opinions: A direct equation to success.

In our program, learning is not a linear process, but rather a spiral (we learn, unlearn, forget, and re-learn). Therefore, we balance each of these elements concentrically.

The overall score obtained by our learning system is 8.01, according to the highest international standards.



In this program you will have access to the best educational material, prepared with you in mind:



Study Material

All teaching material is produced by the specialists who teach the course, specifically for the course, so that the teaching content is highly specific and precise.

This content is then adapted in an audiovisual format that will create our way of working online, with the latest techniques that allow us to offer you high quality in all of the material that we provide you with.



Latest Techniques and Procedures on Video

We introduce you to the latest techniques, to the latest educational advances, to the forefront of current medical techniques. All of this, first hand, and explained and detailed with precision to contribute to assimilation and a better understanding. And best of all, students can watch them as many times as they want.



Interactive Summaries

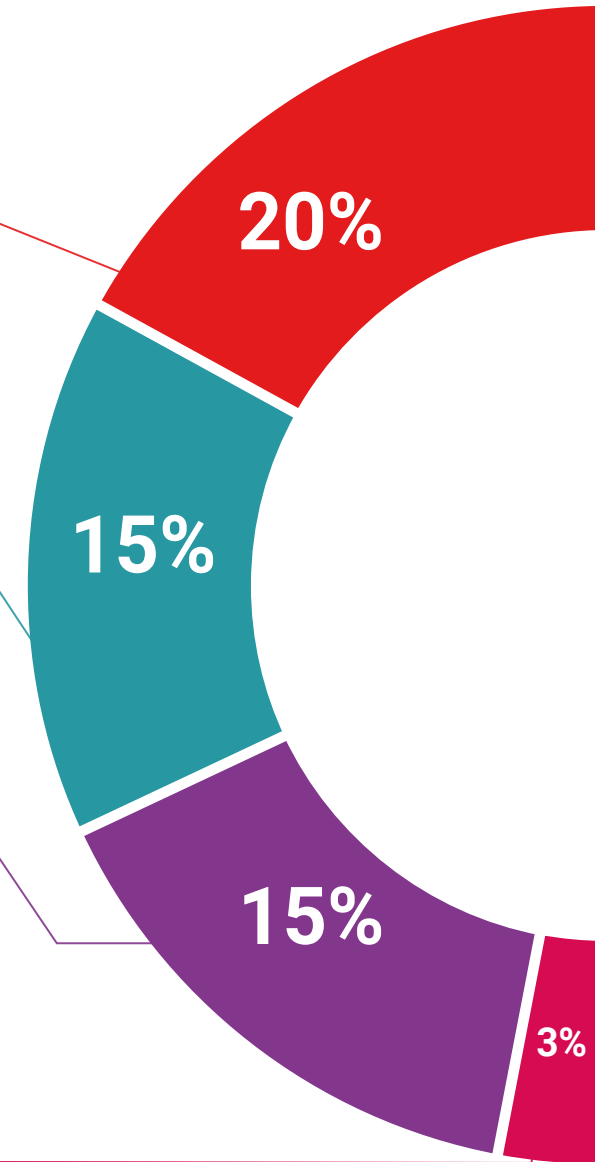
We present the contents attractively and dynamically in multimedia lessons that include audio, videos, images, diagrams, and concept maps in order to reinforce knowledge.

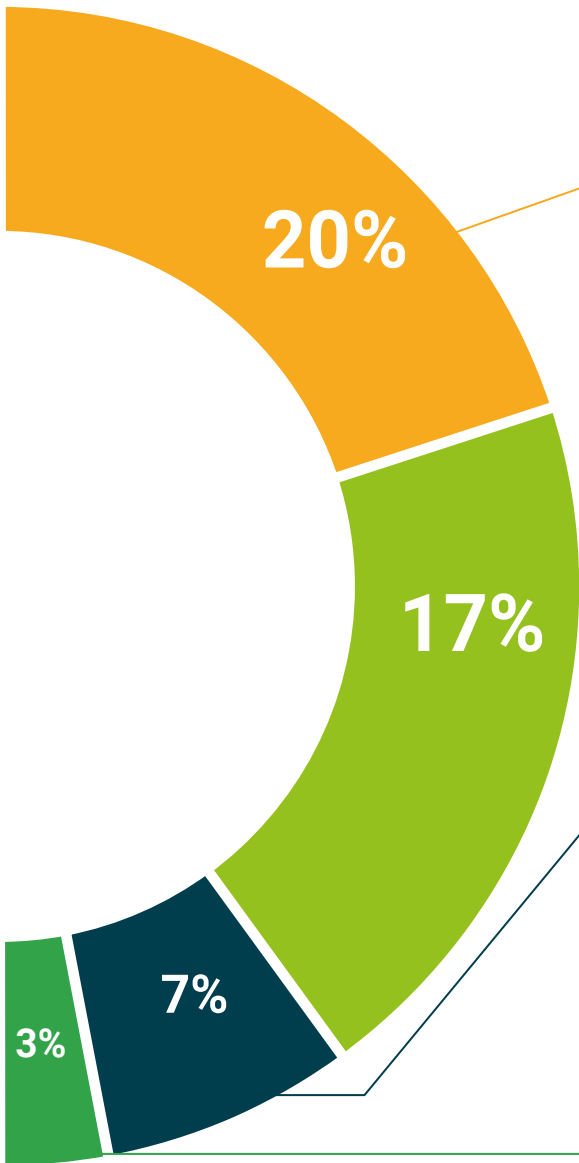
This exclusive educational system for presenting multimedia content was awarded by Microsoft as a "European Success Story".



Additional Reading

Recent articles, consensus documents, international guides. in our virtual library you will have access to everything you need to complete your education.





Expert-Led Case Studies and Case Analysis

Effective learning ought to be contextual. Therefore, we will present students with real case developments in which the expert will guide them through focusing on and solving the different situations: a clear and direct way to achieve the highest degree of understanding.



Testing & Retesting

We periodically assess and re-assess your knowledge throughout the program, through assessment and self-assessment activities and exercises: so that you can see how you are achieving your goals.



Classes

There is scientific evidence suggesting that observing third-party experts can be useful.

Learning from an expert strengthens knowledge and memory, and generates confidence in our future difficult decisions.



Quick Action Guides

We offer students the most relevant contents of the course in the form of worksheets or quick action guides. A synthetic, practical, and effective way to help students progress in their learning.



06 Certificate

The Postgraduate Certificate in Viral Infections guarantees students, in addition to the most rigorous and up-to-date education, access to a Postgraduate Certificate issued by TECH Global University.



“

Successfully complete this program and receive your university qualification without having to travel or fill out laborious paperwork"

This private qualification will allow you to obtain a diploma for the **Postgraduate Certificate in Viral Infections** endorsed by TECH Global University, the world's largest online university.

TECH Global University, is an official European University publicly recognized by the Government of Andorra ([official bulletin](#)). Andorra is part of the European Higher Education Area (EHEA) since 2003. The EHEA is an initiative promoted by the European Union that aims to organize the international training framework and harmonize the higher education systems of the member countries of this space. The project promotes common values, the implementation of collaborative tools and strengthening its quality assurance mechanisms to enhance collaboration and mobility among students, researchers and academics.

This **TECH Global University** private qualification, is a European program of continuing education and professional updating that guarantees the acquisition of competencies in its area of knowledge, providing a high curricular value to the student who completes the program.

Title: **Postgraduate Certificate in Viral Infections**

Modality: **online**

Duration: **6 weeks**

Accreditation: **4 ECTS**



*Apostille Convention. In the event that the student wishes to have their paper diploma issued with an apostille, TECH Global University will make the necessary arrangements to obtain it, at an additional cost.



Postgraduate Certificate Viral Infections

- » Modality: online
- » Duration: 6 weeks
- » Certificate: TECH Global University
- » Accreditation: 4 ECTS
- » Schedule: at your own pace
- » Exams: online

Postgraduate Certificate

Viral Infections

