

Postgraduate Certificate

Vascular Pathology





Postgraduate Certificate Vascular Pathology

- » Modality: online
- » Duration: 6 weeks
- » Certificate: TECH Technological University
- » Dedication: 16h/week
- » Schedule: at your own pace
- » Exams: online

Website: www.techtute.com/us/medicine/postgraduate-certificate/vascular-pathology

Index

01

Introduction

p. 4

02

Objectives

p. 8

03

Course Management

p. 12

04

Structure and Content

p. 16

05

Methodology

p. 20

06

Certificate

p. 28

01

Introduction

The high prevalence of vascular diseases in today's society has led to a boom in research in this field. In this way, sophisticated strategies have been found to prevent their contraction and to guarantee the optimal state of health of people, which the physician must know in order to avoid being left behind with respect to the evolution of the sector. For this reason, TECH has created this program, which will provide students with recent advances in epidemiology, risk factors, diagnosis and early treatment of vascular pathology. All this, 100% online and without the need to give up their personal and professional obligations.



“

The Postgraduate Certificate in Vascular Pathology will enable you to learn about the latest strategies for early diagnosis of this type of diseases”

Over the last decade, as a result of the popularization of a sedentary lifestyle, there has been an upturn in vascular diseases. As a result, techniques for the detection and early treatment of these diseases have been greatly improved, with the aim of addressing them promptly and preserving the quality of life of patients. Given the benefits provided by these advances, specialists are obliged to be aware of them and incorporate them into their daily practice in order to be at the forefront of medicine.

In response to this situation, TECH has created this program, which will provide the professional with the most up to date knowledge in the approach to Vascular Pathology. During 6 weeks of intensive teaching, the student will delve into the latest advances in the epidemiology of vascular diseases, their main risk factors today or the leading strategies for prevention. Likewise, they will identify advanced strategies for early detection and their relationship with the improvement of patients' prognosis.

Thanks to the fact that this program is developed through a completely online methodology, students will be able to manage their own study time as they wish in order to achieve an effective update. In addition, the learning materials are available in a variety of sophisticated formats, including videos, interactive summaries and assessment tests. In this way, you will enjoy learning that is completely adapted to your educational and personal needs.

This **Postgraduate Certificate in Vascular Pathology** contains the most complete and up-to-date scientific on the market.

- Clinical Analysis cases presented by experts in vascular surgery
- The graphic, schematic, and practical contents with which they are created, provide scientific and practical information on the disciplines that are essential for professional practice
- Practical exercises where self-assessment can be used to improve learning
- Its special emphasis on innovative methodologies
- Theoretical lessons, questions to the expert, debate forums on controversial topics, and individual reflection assignments
- Content that is accessible from any fixed or portable device with an Internet connection



Through this Postgraduate Certificate, you will delve into recent advances regarding risk factors for vascular disease contraction"

“

The Relearning system presented by this degree will allow you to update at your own pace without neglecting your professional life"

The program's teaching staff includes professionals from the field who contribute their work experience to this educational program, as well as renowned specialists from leading societies and prestigious universities.

The multimedia content, developed with the latest educational technology, will provide the professional with situated and contextual learning, i.e., a simulated environment that will provide immersive education programmed to learn in real situations.

This program is designed around Problem-Based Learning, whereby the professional must try to solve the different professional practice situations that arise during the academic year. For this purpose, the students will be assisted by an innovative interactive video system created by renowned and experienced experts.

Study in an enjoyable and interactive way through multimedia formats such as video or assessment exercises.

Keep up to date in the approach to Vascular Pathology with the best specialists in the field.



02

Objectives

The design of this Postgraduate Certificate has been carried out with the intention of providing the specialist with the most advanced aspects of Vascular Pathology. Throughout this educational itinerary, you will learn about the updated risk factors of these diseases or identify the most effective strategies to prevent their contraction. All this, following the general and specific objectives that TECH has outlined for this program.





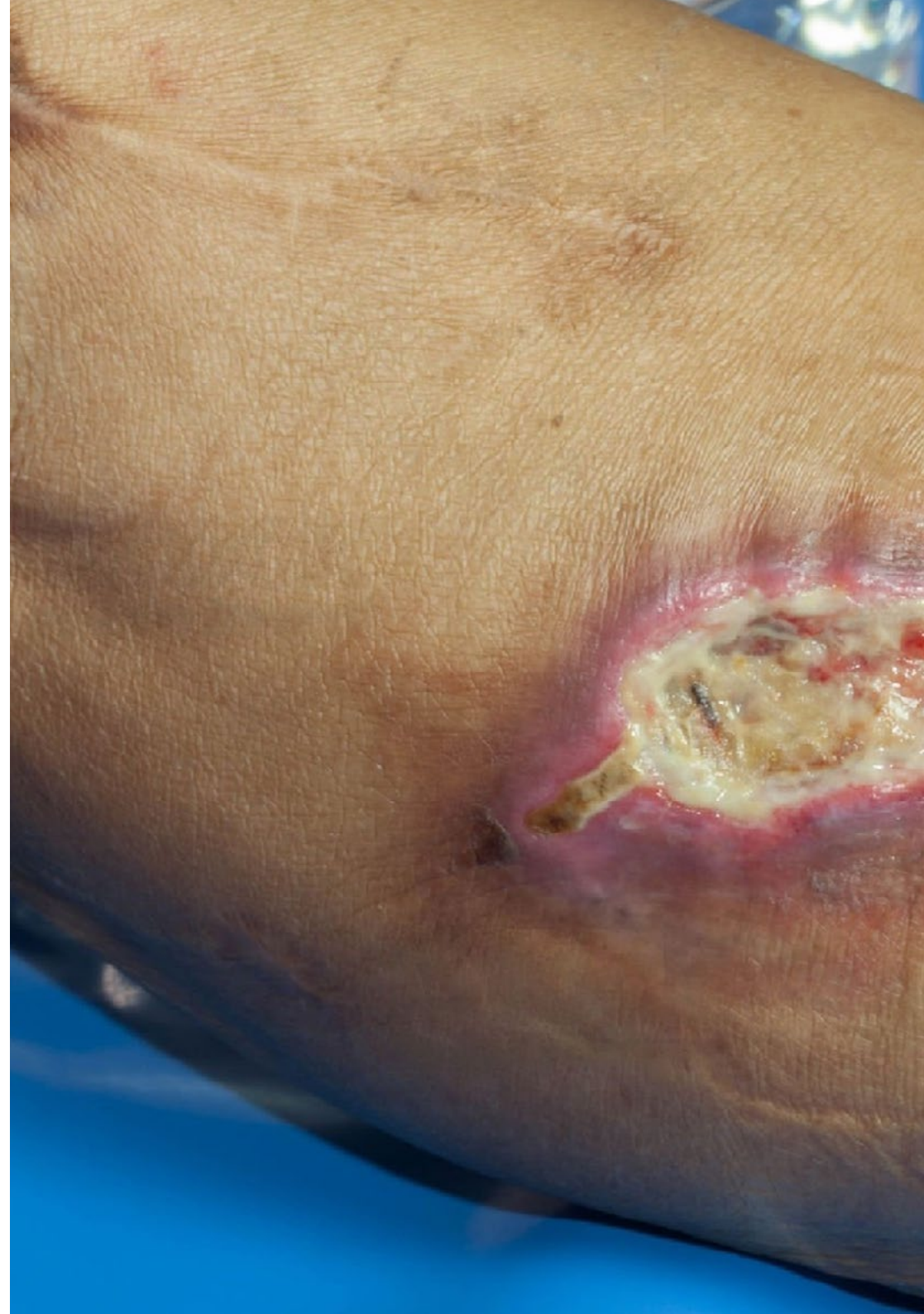
“

Get up to date in Vascular Pathology in only 6 weeks and with the best educational methodology of the pedagogical panorama”



General Objectives

- Learn about the structure and function of blood vessels, both arterial and venous, and the regulation of blood flow in the microcirculation
- Delve into the epidemiology and Risk Factors
- Update knowledge on the main risk factors for the development of vascular diseases and the strategies for primary and secondary prevention
- Gain in-depth understanding of the pathophysiology of vascular diseases
- Inquire into the different diagnostic methods
- Delve into the diagnostic techniques used in vascular pathology, including clinical examination and vascular semiology, imaging methods, laboratory diagnosis and study of vascular function and hemodynamics
- Explain the different research methods and advances in vascular pathology, especially those focused on vascular pathology, including the development of new drug therapies, genetics and genomics in vascular diseases, and the development of new imaging techniques for the diagnosis and follow-up of vascular diseases





Specific Objectives

- ◆ Delve into the epidemiology of vascular diseases
- ◆ Delve into risk factors of vascular diseases
- ◆ Inquire into primary and secondary prevention of vascular diseases



Acquire the best strategies to prevent the contraction of vascular diseases in patients with diverse physical characteristics"

03

Course Management

Thanks to the tireless commitment of this educational institution to offer qualifications with the highest educational level, excellent experts in Vascular Pathology have been selected to direct and teach this program. These specialists, who have an excellent medical career behind them, are in charge of the elaboration of the didactic materials of the Postgraduate Certificate. Consequently, the contents that the student will receive will have a complete health applicability.



“

This teaching staff is made up of active specialists in Vascular Surgery, who will offer you the most advanced didactic materials in this area"

Management



Dr. Del Río Sola, María Lourdes

- ♦ Head of the Angiology and vascular surgery at Valladolids Clinical University Hospital
- ♦ Specialist in Angiology and Vascular Surgery
- ♦ European Board in Vascular Surger
- ♦ Permanent Correspondents of the Royal Academy of Medicine and Surgery
- ♦ Professor at Miguel de Cervantes European University
- ♦ Associate Teacher in Health Sciences, University of Valladolid



Professors

Dr. Flota Medina, Cintia

- ◆ Assistant Physician at the the Angiology and vascular surgery at Valladolid Clinical University Hospital
- ◆ Specialist in the Angiology and vascular surgery at Valladolids Clinical University Hospital
- ◆ Postgraduate certificate in Vascular Duplexing
- ◆ Postgraduate certificate in Endovascular Procedures from the Anáhuac Mayab University
- ◆ Tutor accredited and Collaborating Professor at the University of Valladolid.
- ◆ Certification and Recertification by the Mexican Board of Angiology and Vascular Surgery

04

Structure and Content

The syllabus of this program has been elaborated with the objective of favoring the updating of the specialist's knowledge in Vascular Pathology. Each one of its very complete topics has didactic resources available in different supports, among which the explanatory video, the complementary readings or the interactive summaries stand out. Therefore, and thanks to an excellent and completely online methodology, the student will receive a fully enjoyable and individualized teaching.





“

The 100% online delivery of this program will enable you to study without having to give up your professional obligations”

Module 1. Vascular Pathology

- 1.1 Vascular Pathology
 - 1.1.1. Vascular Pathology
 - 1.1.2. Differences between vascular and cardiovascular diseases.
 - 1.1.3. Types of vascular diseases
- 1.2 Vascular Pathology History
 - 1.2.1. Important milestones in the history of vascular pathology
 - 1.2.2. Evolution of treatments in Vascular Pathology
 - 1.2.3. Historical advances in the diagnosis of vascular diseases
- 1.3 Classification of Vascular Diseases
 - 1.3.1. Classification of Arterials Diseases
 - 1.3.2. Classification of Venous Diseases
 - 1.3.3. Classification of Lymphatic Diseases
- 1.4 Epidemiology of Vascular Diseases
 - 1.4.1. Prevalence of vascular diseases in the world
 - 1.4.2. Geographical distribution of vascular diseases
 - 1.4.3. Factors influencing the epidemiology of vascular diseases
- 1.5 Factors influencing the epidemiology of vascular diseases
 - 1.5.1. Non-modifiable risk factors
 - 1.5.2. Modifiable risk factors
 - 1.5.3. Role of psychosocial factors in the risk of vascular disease
- 1.6 Public health impact of vascular disease
 - 1.6.1. Economic cost of vascular diseases
 - 1.6.2. Consequences of vascular diseases on the quality of life
 - 1.6.3. Focus on prevention and treatment to reduce the impact on public health
- 1.7 Importance of early diagnosis and treatment in vascular pathology
 - 1.7.1. Benefits of early Diagnostic in Vascular Pathology
 - 1.7.2. Strategies for the early diagnosis of vascular diseases
 - 1.7.3. Early treatment and its relationship to improved prognosis in vascular diseases





- 1.8 Role of the physician specializing in vascular pathology
 - 1.8.1. Training and specialization in Vascular Pathology
 - 1.8.2. Functions of the physician specialized in vascular pathology
 - 1.8.3. Importance of Interdisciplinary Work in Vascular Pathology
- 1.9 Interdisciplinarity in the approach to Vascular Pathology
 - 1.9.1. Teamwork in Vascular Pathology
 - 1.9.2. Roles of the different health professionals in the approach to vascular diseases
 - 1.9.3. Interdisciplinary coordination in the treatment and follow-up of patients with vascular diseases
- 1.10 Prevention of Vascular Diseases
 - 1.10.1. Primary prevention strategies in vascular diseases
 - 1.10.2. Secondary prevention strategies in vascular diseases
 - 1.10.3. Promotion of healthy lifestyles to prevent vascular diseases



Select the didactic formats that best suit your educational needs to fully optimize your update"

05

Methodology

This academic program offers students a different way of learning. Our methodology uses a cyclical learning approach: **Relearning**.

This teaching system is used, for example, in the most prestigious medical schools in the world, and major publications such as the **New England Journal of Medicine** have considered it to be one of the most effective.





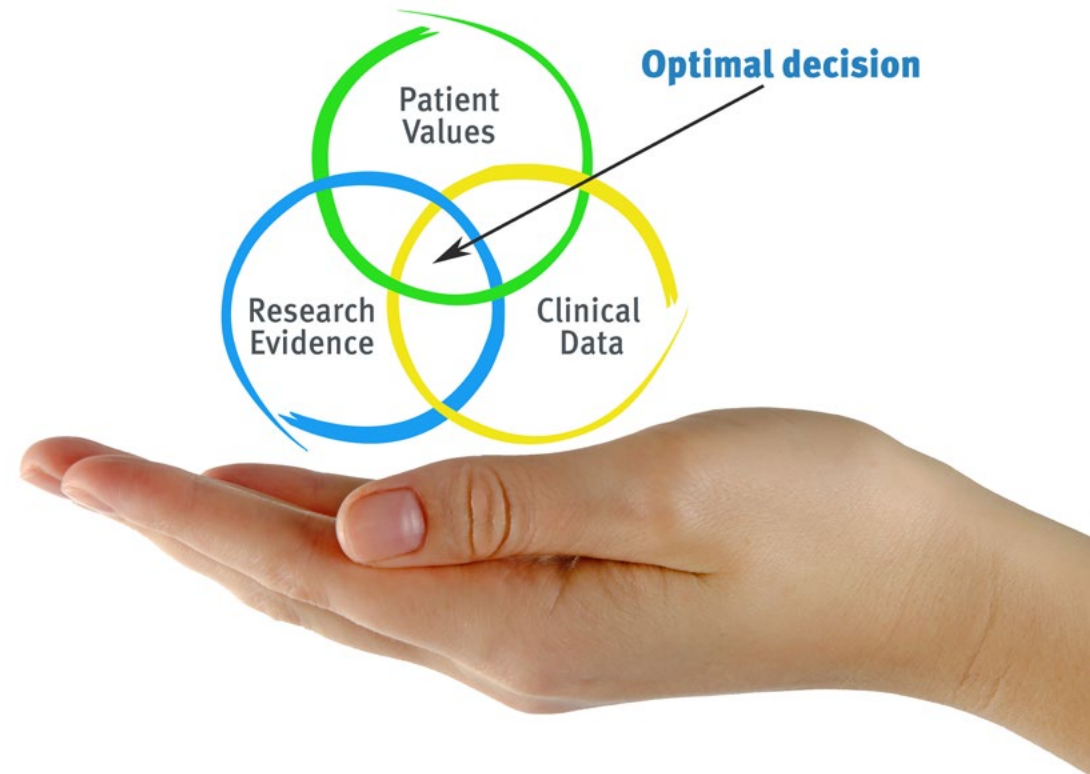
“

Discover Relearning, a system that abandons conventional linear learning, to take you through cyclical teaching systems: a way of learning that has proven to be extremely effective, especially in subjects that require memorization"

At TECH we use the Case Method

What should a professional do in a given situation? Throughout the program, students will face multiple simulated clinical cases, based on real patients, in which they will have to do research, establish hypotheses, and ultimately resolve the situation. There is an abundance of scientific evidence on the effectiveness of the method. Specialists learn better, faster, and more sustainably over time.

With TECH you will experience a way of learning that is shaking the foundations of traditional universities around the world.



According to Dr. Gérvas, the clinical case is the annotated presentation of a patient, or group of patients, which becomes a "case", an example or model that illustrates some peculiar clinical component, either because of its teaching power or because of its uniqueness or rarity. It is essential that the case is based on current professional life, trying to recreate the real conditions in the physician's professional practice.

“

Did you know that this method was developed in 1912, at Harvard, for law students? The case method consisted of presenting students with real-life, complex situations for them to make decisions and justify their decisions on how to solve them. In 1924, Harvard adopted it as a standard teaching method”

The effectiveness of the method is justified by four fundamental achievements:

1. Students who follow this method not only achieve the assimilation of concepts, but also a development of their mental capacity, through exercises that evaluate real situations and the application of knowledge.
2. Learning is solidly translated into practical skills that allow the student to better integrate into the real world.
3. Ideas and concepts are understood more efficiently, given that the example situations are based on real-life.
4. Students like to feel that the effort they put into their studies is worthwhile. This then translates into a greater interest in learning and more time dedicated to working on the course.



Relearning Methodology

At TECH we enhance the case method with the best 100% online teaching methodology available: Relearning.

This university is the first in the world to combine the study of clinical cases with a 100% online learning system based on repetition, combining a minimum of 8 different elements in each lesson, a real revolution with respect to the mere study and analysis of cases.

Professionals will learn through real cases and by resolving complex situations in simulated learning environments. These simulations are developed using state-of-the-art software to facilitate immersive learning.



At the forefront of world teaching, the Relearning method has managed to improve the overall satisfaction levels of professionals who complete their studies, with respect to the quality indicators of the best online university (Columbia University).

With this methodology, more than 250,000 physicians have been trained with unprecedented success in all clinical specialties regardless of surgical load. Our pedagogical methodology is developed in a highly competitive environment, with a university student body with a strong socioeconomic profile and an average age of 43.5 years old.


Relearning will allow you to learn with less effort and better performance, involving you more in your specialization, developing a critical mindset, defending arguments, and contrasting opinions: a direct equation to success.

In our program, learning is not a linear process, but rather a spiral (learn, unlearn, forget, and re-learn). Therefore, we combine each of these elements concentrically.

The overall score obtained by TECH's learning system is 8.01, according to the highest international standards.



This program offers the best educational material, prepared with professionals in mind:



Study Material

All teaching material is produced by the specialists who teach the course, specifically for the course, so that the teaching content is highly specific and precise.

These contents are then applied to the audiovisual format, to create the TECH online working method. All this, with the latest techniques that offer high quality pieces in each and every one of the materials that are made available to the student.



Surgical Techniques and Procedures on Video

TECH introduces students to the latest techniques, the latest educational advances and to the forefront of current medical techniques. All of this in direct contact with students and explained in detail so as to aid their assimilation and understanding. And best of all, you can watch the videos as many times as you like.



Interactive Summaries

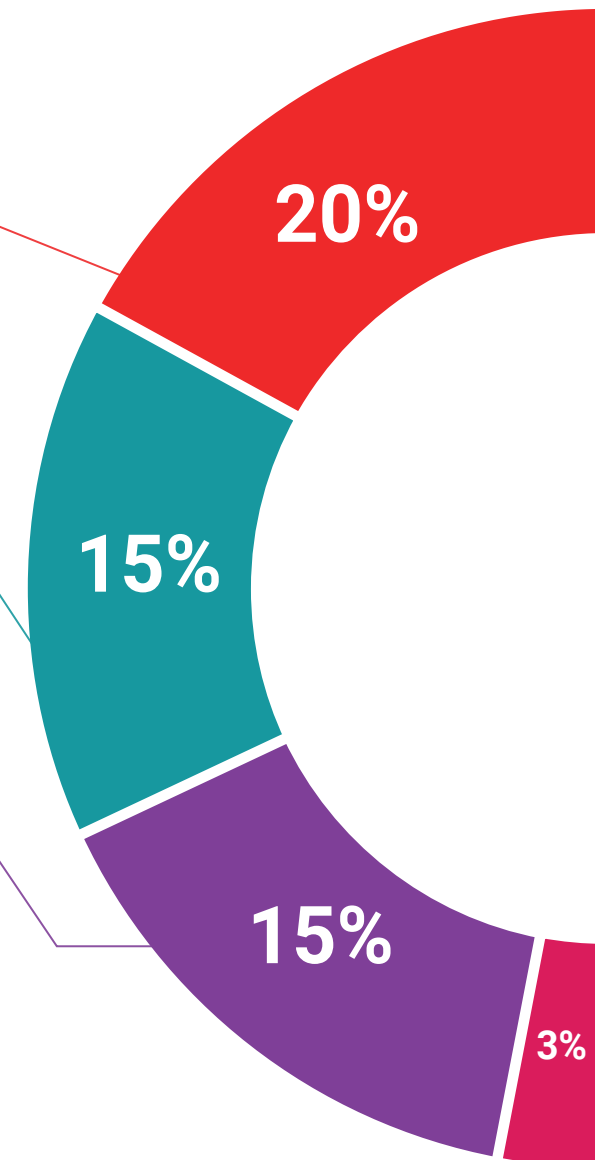
The TECH team presents the contents attractively and dynamically in multimedia lessons that include audio, videos, images, diagrams, and concept maps in order to reinforce knowledge.

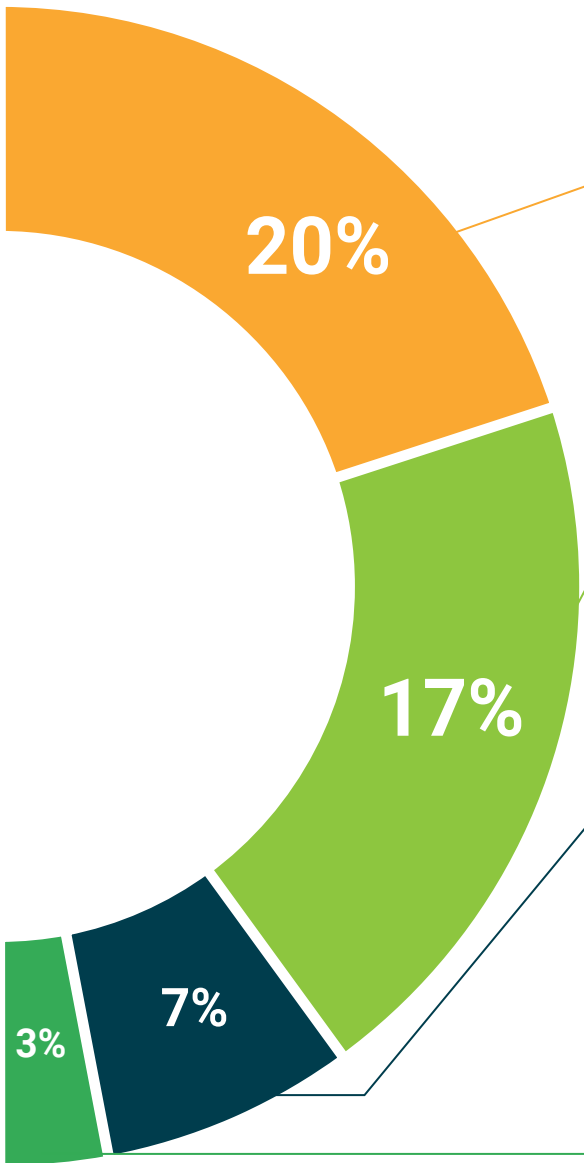
This exclusive educational system for presenting multimedia content was awarded by Microsoft as a "European Success Story".



Additional Reading

Recent articles, consensus documents and international guidelines, among others. In TECH's virtual library, students will have access to everything they need to complete their course.





Expert-Led Case Studies and Case Analysis

Effective learning ought to be contextual. Therefore, TECH presents real cases in which the expert will guide students, focusing on and solving the different situations: a clear and direct way to achieve the highest degree of understanding.



Testing & Retesting

We periodically evaluate and re-evaluate students' knowledge throughout the program, through assessment and self-assessment activities and exercises, so that they can see how they are achieving their goals.



Classes

There is scientific evidence on the usefulness of learning by observing experts. The system known as Learning from an Expert strengthens knowledge and memory, and generates confidence in future difficult decisions.



Quick Action Guides

TECH offers the most relevant contents of the course in the form of worksheets or quick action guides. A synthetic, practical, and effective way to help students progress in their learning.



06 Certificate

The Postgraduate Certificate in Vascular Pathology guarantees students, in addition to the most rigorous and up-to-date education, access to a Postgraduate Certificate issued by TECH Technological University.



“

Successfully complete this program and receive your university qualification without having to travel or fill out laborious paperwork"

This **Postgraduate Certificate in Vascular Pathology** contains the most complete and up-to-date scientific on the market.

After the student has passed the assessments, they will receive their corresponding **Postgraduate Certificate** issued by **TECH Technological University** via tracked delivery*.

The diploma issued by **TECH Technological University** will reflect the qualification obtained in the Postgraduate Certificate, and meets the requirements commonly demanded by labor exchanges, competitive examinations and professional career evaluation committees.

Title: **Postgraduate Certificate in Vascular Pathology**

Official N° of Hours: **150 h.**



*Apostille Convention. In the event that the student wishes to have their paper diploma issued with an apostille, TECH EDUCATION will make the necessary arrangements to obtain it, at an additional cost.



Postgraduate Certificate Vascular Pathology

- » Modality: online
- » Duration: 6 weeks
- » Certificate: TECH Technological University
- » Dedication: 16h/week
- » Schedule: at your own pace
- » Exams: online

Postgraduate Certificate

Vascular Pathology

