

Postgraduate Certificate

Thoracoscopy and Cervicoscopy in Pediatrics





Postgraduate Certificate Thoracoscopy and Cervicoscopy in Pediatrics

- » Modality: online
- » Duration: 6 weeks
- » Certificate: TECH Global University
- » Accreditation: 6 ECTS
- » Schedule: at your own pace
- » Exams: online

Website: www.techtute.com/us/medicine/postgraduate-certificate/thoracoscopy-cervicoscopy-pediatrics

Index

01

Introduction

p. 4

02

Objectives

p. 8

03

Course Management

p. 12

04

Structure and Content

p. 20

05

Methodology

p. 24

06

Certificate

p. 32

01 Introduction

Expand your knowledge in Laparoscopy with this prestigious Postgraduate Certificate designed by professionals in the sector. Students will develop their skills and gain knowledge in minimally invasive diagnostic and treatment techniques, such as Thoracoscopy and Cervicoscopy in Pediatrics.





This Postgraduate Certificate is aimed at specialists who want to update their knowledge and acquire the latest techniques in Thoracoscopy and Cervicoscopy in Pediatrics”

In addition to requiring in-depth knowledge of these techniques, this specialization requires a specific theoretical and practical program. When these techniques are offered in hospitals it is a sign of quality health care. Nowadays, patient parents who are familiar with the latest technologies demand professionals who have mastered them and can treat their children with minimally invasive techniques such as Thoracoscopy. Such a technique can diagnose and treat many of the surgical pathologies in pediatric patients.

Therefore, it is reasonable to promote the specialization of professionals in this discipline, whose teaching is not regulated, having to resort to postgraduate qualification that includes different professional experts in this field as teachers.

In this program, the majority of endoscopic techniques used today in pediatric patients will be studied in depth. Focusing on minimally invasive techniques, we will review the pediatric surgery pathologies that can be diagnosed or treated using Thoracoscopy.

In order to ensure this, the best experts in the field will contribute their personal experience and present the latest trends in each of their areas.

This **Postgraduate Certificate in Thoracoscopy and Cervicoscopy in Pediatrics** contains the most complete and up-to-date scientific program on the market.

Outstanding features:

- ♦ The latest technology in online teaching software
- ♦ A highly visual teaching system, supported by graphic and schematic contents that are easy to assimilate and understand
- ♦ Practical cases presented by practicing experts
- ♦ State-of-the-art interactive video systems.
- ♦ Teaching supported by telepractice
- ♦ Continuous updating and recycling systems
- ♦ Autonomous learning: full compatibility with other occupations
- ♦ Practical exercises for self-assessment and learning verification
- ♦ Support groups and educational synergies: questions to the expert, debate and knowledge forums.
- ♦ Communication with the teacher and individual reflection work
- ♦ Content that is accessible from any fixed or portable device with an Internet connection.
- ♦ Supplementary documentation databases are permanently available, even after the program



Improve the quality of care for your patients with this highly scientifically rigorous specialization"

“*Apply the latest trends in Thoracoscopy and Cervicoscopy in Pediatrics to your daily professional practice*”

Our teaching staff is composed of medical professionals, practicing specialists. That way, we can ensure that we offer students the up-to-date specialization we at TECH aim to provide. A multidisciplinary cadre of specialized and experienced physicians in different environments, who will develop the theoretical knowledge in an efficient manner, but, above all, will put at the service of the course the practical knowledge derived from their own experience: one of the differential qualities of this Postgraduate Certificate.

Mastery of the subject will be complemented by the effective methodology used throughout this Postgraduate Certificate by our multidisciplinary team of e-learning experts, as it integrates the latest advances in educational technology. This way, you will be able to study with a range of comfortable and versatile multimedia tools that will give you the operability you need in your education.

The design of this program is based on Problem-Based Learning: an approach that conceives learning as a highly practical process. To achieve this remotely, we will use telepractice learning: with the help of an innovative interactive video system and learning from an expert, you will be able to acquire the knowledge as if you were actually dealing with the scenario you are learning about. A concept that will allow you to integrate and fix learning in a more realistic and permanent way.

You will have the latest multimedia tools, designed by experts in Thoracoscopy and Cervicoscopy in Pediatrics, which will favor assimilation and learning speed.

This program uses the latest advances in educational technology, based on e-learning methodology.



02 Objectives

This Postgraduate Certificate will provide students with the theory and practice necessary to easily and confidently approach pediatric surgical pathologies susceptible to treatment using minimally invasive techniques, and therefore benefiting child patients.



“

Our objective is to specialize highly qualified professionals for work experience”



General Objectives

- ♦ Complement the qualification of specialists in pediatric surgery with special interest placed on minimally invasive techniques, Pediatric Endoscopy
- ♦ Adequately prepare these professionals to face with guarantee and quality the different pediatric pathologies that can be addressed through these access routes.
- ♦ Enable students to offer professional assistance supported by an accredited teaching program





Specific Objectives

- ♦ Describe the thoracic pathologies currently treated by thoracoscopy
- ♦ Know the thoracoscopic approach and the specific surgical techniques used for every child pathologies
- ♦ Understand the specific anesthetic conditions that pediatric patients require while undergoing these treatments



Don't miss the opportunity and get up to date on new developments in the use of antihemorrhagics to incorporate them into your daily medical practice."

03

Course Management

TECH has assembled for this program a highly qualified professional team in minimally invasive interventions in Pediatrics. Thanks to their collective experience, students will be able to access the latest scientific evidence in this medical field in a direct and immediate way, as the program content will also be conveyed using numerous didactic resources. It is thus guaranteed that all the knowledge imparted will be state-of-the-art, reflecting the current reality of this complex health area. .



“

*Learn the latest advances in procedures in
Thoracoscopy and Cervicoscopy in Pediatrics from
leading professionals”*

Management



Dr. Cabezalí Barbancho, Daniel

- ♦ Pediatric Surgeon Expert in Laparoscopy and Endoscopy
- ♦ Pediatric Surgeon at University Hospital Vithas Madrid Aravaca
- ♦ Pediatric Surgeon in Pediatric Urology at the Sanitas La Zarzuela Hospital
- ♦ Pediatric Urologist of the Pediatric Surgery Service at University Hospital 12 de Octubre.
- ♦ Author and co-author of dozens of articles for national and international scientific journals
- ♦ Author of several book chapters
- ♦ Regular speaker at national and international congresses related to his specialty.
- ♦ Doctor of Medicine and Surgery, from the Complutense University of Madrid.

Professors

Dr. Somoza Argibay, Iván

- ♦ Coordinator of the Pediatric Urology and Urodynamics Unit at the University Hospital of A Coruña.
- ♦ Specialist in Pediatric Surgery at the University Hospital Complex of A Coruña.
- ♦ Head of Residents in the University Hospital Complex A Coruña
- ♦ Specialty in Pediatric Surgery at the University Hospital Complex of A Coruña.
- ♦ Fellowships in Pediatric Urology at Hospital La Paz, Our Lady's Hospital For Sick Children and the Medical Research Centre of Dublin.
- ♦ PhD from the University of A Coruña

Dr. Antón Pacheco Sánchez, Juan Luis

- ♦ Specialist in Pediatric Surgery and General Surgery at the University Hospital 12 de Octubre.
- ♦ Area Specialist of the Pediatric Surgery Service in the General Surgery Section at the University Hospital 12 de Octubre.
- ♦ Author of scientific works related to his field of specialty.
- ♦ Doctor of Medicine and Surgery, from the Complutense University of Madrid.
- ♦ Degree in Medicine and Surgery

Dr. Cano Novillo, Indalecio

- ◆ Expert Physician in Non Invasive and Robotic Pediatric Surgery
- ◆ Chief of the Pediatric Surgery Department at University Hospital La Zarzuela.
- ◆ Head of the General Surgery Section of the Pediatric Surgery Service at the University Hospital 12 de Octubre.
- ◆ Pediatric Surgeon at University Hospital Vithas Madrid Aravaca
- ◆ Pediatric Surgeon at the University Hospital Berlin
- ◆ Pediatric Surgeon at Great Ormond Street Hospital
- ◆ Pediatric Surgeon at Vall d'Hebron University Hospital.
- ◆ Pediatric Surgeon at Lapeyronie Hospital. Montpellier, Spain
- ◆ PhD in Medicine and Surgery, Complutense University of Madrid.
- ◆ Member of: International College of Surgeons, European Bureau of Pediatric Surgery, French Society of Digestive Surgery, Spanish Society of Pediatric Surgery and Spanish Association of Pediatrics.

Dr. García Aparicio, Luís

- ◆ Head of the Pediatric Urology Unit at the Sant Joan de Déu Hospital
- ◆ Specialist in Pediatric Surgery and Urology at the Sant Joan de Déu Hospital
- ◆ Practical stay in Pediatric Urology at the Nicklaus Children's Hospital
- ◆ Fellow by the European Board of Pediatric Surgery (FEBPS)
- ◆ Fellow by the European Academy of Pediatric Surgery (FEAPU)
- ◆ Specialty in Pediatric Surgery at the Sant Joan de Déu Hospital
- ◆ Degree in Medicine and Surgery from the University of Barcelona.
- ◆ Doctor of Medicine from the University of Barcelona

Dr. Parente Hernández, Alberto

- ◆ Specialist in Pediatric Surgery at Reina Sofia University Hospital of Cordoba
- ◆ Specialist in Pediatric Surgery at Torrejón University Hospital
- ◆ Specialist in Pediatric Surgery of the Pediatric Urology Section at the Gregorio Marañón Maternity and Children's Hospital of Madrid
- ◆ PhD in Medicine from the Complutense University of Madrid.
- ◆ Degree in Medicine from the University of Valladolid
- ◆ Specialist in Pediatric Surgery.
- ◆ Master's Degree in Clinical Management, Medical and Healthcare Management from the CEU Cardenal Herrera University
- ◆ Master's Degree in Pediatric Urology from the International University of Andalusia.
- ◆ Member of: European Society of Pediatric Urology

Dr. Gómez Fraile, Andrés

- ◆ Chief of Surgery and Pediatric Urology Service at the University Hospital 12 de Octubre.
- ◆ President of the Iberoamerican Society of Pediatric Urology.
- ◆ Assistant Physician of the Pediatric Surgery Service at the Yagüe General Hospital.
- ◆ Assistant Physician of the Pediatric Surgery Service at Nuestra Señora de la Candelaria Hospital.
- ◆ Pediatric Surgery Resident at the University Hospital and Polytechnic La Fe.
- ◆ Doctor of Medicine and Surgery, from the Complutense University of Madrid.
- ◆ Degree in Medicine and Surgery from the Complutense University of Madrid
- ◆ Specialist in Pediatric Surgery from the Literary University of Valencia.
- ◆ Member of: ESPU, SIUP AEU and SECP

Dr. Martín Solé, Oriol

- ◆ Coordinator of Pediatric Urology at HM Nens Hospital. Barcelona
- ◆ Specialist in the Pediatric Urology Unit of the Pediatric Surgery Area at the Sant Joan de Déu Hospital.
- ◆ Doctor of Medicine from the University of Barcelona
- ◆ Degree in Medicine from the Autonomous University of Barcelona
- ◆ Fellow in Pediatric Surgery by the European Union of Medical Specialists (UEMS).
- ◆ Master's Degree in Research Methodology: Design and Statistics in Health Sciences by the Autonomous University of Barcelona.
- ◆ Postgraduate Certificate in Statistics in Health Sciences at the Autonomous University of Barcelona.

Dr. Angulo Madero, José María

- ◆ Chief of the Pediatric Urology Section at the General University Hospital Gregorio Marañón.
- ◆ Pediatric Surgeon at Nuestra Señora de Aránzazu Hospital.
- ◆ Specialist in Pediatric Surgery at the Puerta del Mar University Hospital
- ◆ Degree in Medicine and Surgery from the Autonomous University of Madrid.
- ◆ Specialty in Pediatric Surgery at the Gregorio Marañón General University Hospital
- ◆ Member of: Spanish Society of Pediatric Surgery, Spanish Society of Urology, Founder of the Spanish Society of Emergency Surgery, Honorary Member of the Gaditana Spina Bífida and Hydrocephalus Association, Iberoamerican Society of Pediatric Urology and ESPES.

Dr. Fernández-Bautista, Beatriz

- ◆ Specialist in Pediatric Surgery at the Maternal-Children's Hospital Gregorio Marañón in Madrid.
- ◆ Specialist in Pediatric Surgery at the Hospital of San Rafael
- ◆ Degree in Medicine from the Complutense University of Madrid
- ◆ Specialty in Pediatric Surgery
- ◆ Member of: Scientific Review Committee of the Journal Archivos Españoles de Urología

Dr. Ortiz Rodríguez, Rubén

- ◆ Specialist in Pediatric Surgery at the Hospital of San Rafael
- ◆ Specialist in Pediatric Urology at the General University Hospital Gregorio Marañón
- ◆ Specialist in Pediatric Surgery at Torrejón University Hospital
- ◆ Specialty in Pediatric Surgery at La Paz University Hospital
- ◆ Degree in Medicine from the University of Castilla-La Mancha.
- ◆ Master's Degree in Pediatric Urology from the International University of Andalusia

Dr. Burgos Lucena, Laura

- ◆ Specialist in Pediatric Surgery at the University Hospital HM Montepríncipe
- ◆ Specialist in Pediatric Surgery at the University Children's Hospital Niño Jesús
- ◆ Specialist in Pediatric Urology at the General University Hospital Gregorio Marañón
- ◆ Specialty in Pediatric Surgery at La Paz Children's University Hospital
- ◆ PhD from the Autonomous University of Madrid
- ◆ Graduate in Medicine and Surgery, University of Malaga
- ◆ Member of: Review Committee of the Archivos Españoles de Urología journal

Dr. Tordable Ojeda, Cristina

- ◆ Specialist in Pediatric Surgery at the Pediatric Urology Unit of the University Hospital 12 de Octubre in Madrid.
- ◆ Specialty in Pediatric Surgery at the University Hospital 12 de Octubre in Madrid.
- ◆ Degree in Medicine from the Complutense University of Madrid
- ◆ Master's Degree in Pediatric Urology from the International University of Andalusia.
- ◆ Professional Master's Degree in Minimally Invasive Surgery in Pediatrics by TECH University of Technology.
- ◆ Practical Stay in the Pediatric Urology Service at Great Ormond Street Hospital, London.

Dr. Serrano Durba, Agustín

- ◆ Physician Specialist in Children's Urology at Hospital La Salud
- ◆ PhD in Medicine and Surgery from the University of Valencia
- ◆ Specialist in Pediatric Urology from the University of Valencia.
- ◆ Fellow of the European Academy of Child Urology of Hospital La Salud
- ◆ Head of the Section of Pediatric Urology at the University Hospital and Polytechnic La Fe
- ◆ National Coordinator of Pediatric Urology of the Spanish Association of Urology and the Spanish Group of Pediatric Urology.
- ◆ Member of: Editorial Committee of the Journals Actas Urológicas Españolas, Spanish Association of Urology of the Community of Valencia and European Association of Pediatric Urology.

Dr. Redondo Sedano, Jesús Vicente

- ◆ Specialist in Pediatric Surgery at the 12 de Octubre University Hospital
- ◆ Graduate in Medicine and Surgery from the Complutense University of Madrid
- ◆ Master's Degree in Pediatric Urology from the International University of Andalusia
- ◆ Master's Degree in Minimally Invasive Surgery in Pediatrics

Dr. Álvarez-Nava Torrego, María Teresa

- ◆ Medical Specialist in the Endoscopy Unit of the Digestive System Service of the University Hospital 12 de Octubre, Madrid.
- ◆ Honorary Collaborator of the Department of Medicine, Complutense University of Madrid.
- ◆ Degree in Medicine from the University of Oviedo
- ◆ Professional Master's Degree of Specialization in Endoscopic Ultrasonography by the University of Alcalá de Henares.
- ◆ Specialty in Digestive System Medicine by the University Hospital 12 de Octubre, Madrid.

Dr. Romero Layos, Manuel

- ◆ Specialist. Anesthesia and resuscitation. 12 de Octubre University Hospital
- ◆ Tutor of the Anesthesiology and Resuscitation Teaching Protocol. 12 de Octubre Hospital
- ◆ Specialist in Cardiovascular Surgery HM Montepíncipe University Hospital

Dr. García Torres, Enrique

- ◆ Pediatric Cardiology Specialist
- ◆ Pediatric Cardiologist Surgeon at the 12 de Octubre University Hospital
- ◆ Training as Pediatric Surgeon at Marie Lannelongue Surgical Center
- ◆ Master's Degree in Cardiovascular Surgery from the University of Carabobo
- ◆ Degree in Medicine and Surgery from the Central University of Venezuela

Dr. Tejedor Sánchez, Raquel

- ♦ Minimally Invasive Surgery Physician in Pediatrics
- ♦ Area Specialist at the Gómez Ulla Central Defense Hospital
- ♦ Collaborating Physician in Practical Teaching at the Department of Pediatrics, Faculty of Medicine.
- ♦ Professional Master's Degree in Minimally Invasive Surgery in Pediatrics by the CEU University.
- ♦ Specialty in Pediatric Surgery at the 12 de Octubre University Hospital
- ♦ Degree in Medicine and General Surgery at the Complutense University of Madrid.

Dr. Martín Munarriz, Pablo

- ♦ Assistant Physician in the Pediatric Neurosurgery Service at the University Hospital 12 de Octubre.
- ♦ Specialist in Pediatric Neurosurgery at the CSUR.
- ♦ Several practical stays abroad: Johns Hopkins Hospital (Baltimore, USA), UMPC Hospital (University of Pittsburgh Medical Center, Pittsburgh, USA). INI Hospital (International Neuroscience Institute, Hannover, Germany) and in Sao Paulo, Brazil.
- ♦ Clinical Fellowship in Pediatric Neurosurgery with surgical practice and assistance at SickKids Hospital (The Hospital for Sick Children, Toronto, Canada).
- ♦ PhD in Surgery from the Complutense University of Madrid (UCM).
- ♦ Member of: Neurotraumatology and Subarachnoid Hemorrhage Research Group of the Neurosciences Area of the I+12 Research Institute, Spanish Society of Neurosurgery (SENEC), Spanish Society of Pediatric Neurosurgery (SENEPE) European Neurosurgery Society (EANS) and International Society of Pediatric Neurosurgery (ISPN).

Dr. Pérez Bertólez, Sonia

- ♦ Consultant in Pediatric Surgery, Neonatal Surgery and Pediatric Urology at Teknon Medical Center
- ♦ Specialist in the Pediatric Urology Section at the Children's Hospital Sant Joan de Déu
- ♦ Specialist in Pediatric Surgery at the Virgen del Rocío Children's Hospital
- ♦ Specialist in Pediatric Surgery at the Toledo Medical Center
- ♦ Doctor of Medicine and Surgery from the University of Málaga.
- ♦ Degree in Medicine and Surgery from the University of Santiago de Compostela
- ♦ Specialty of Pediatric Surgery at the University of Carlos Haya Medical Center
- ♦ Master's Degree in Pediatric Urology
- ♦ Postgraduate Diploma in Pediatric Surgery
- ♦ Fellow of the European Board of Pediatric Surgery

Dr. Jiménez - Hiscock, Luis

- ♦ Medical Specialist in Thoracic Surgery
- ♦ Thoracic Surgeon at HM Hospitals
- ♦ Thoracic Surgeon at Getafe University Hospital
- ♦ PhD in Medicine from the Complutense University of Madrid.
- ♦ Member of: Spanish Association of Surgeons, European Society of Thoracic Surgeons Spanish Society of Thoracic Surgery and Spanish Society of Pneumology and Thoracic Surgery.



Dr. García Fernández, José Luís

- ◆ Thoracic Surgeon at La Princesa University Hospital
- ◆ Thoracic Surgeon at MD Anderson Cancer Center
- ◆ Thoracic Surgeon at HM Hospitals
- ◆ PhD in Medicine and Surgery from the Autonomous University of Madrid.

Dr. Peñalver Pascual, Rafael

- ◆ Chief of the Thoracic Surgery Service at the Madrid Group of Hospitals.
- ◆ Thoracic Surgeon in the Thoracic Surgery Service at the Gregorio Marañón General University Hospital.
- ◆ Thoracic Surgeon at the Foundation Jimenez Diaz University Hospital
- ◆ Chief of Thoracic Surgery at the University Hospital Complex of Vigo.
- ◆ Doctorate in Medicine from the Autonomous University Madrid

Dr. Delgado Muñoz, María Dolores

- ◆ Head of the Pediatric Surgery Section at the University Hospital 12 de Octubre.
- ◆ Specialist in Pediatric Surgery at the University Hospital 12 de Octubre.
- ◆ President of the Spanish Society of Facial Fissures
- ◆ Graduate in General Medicine and Surgery from the Autonomous University of Madrid
- ◆ Specialty in Pediatric Surgery
- ◆ Member of: National Commission of Pediatric Surgery and Editorial Committee of the Journal of Pediatric Surgery.

04

Structure and Content

The structure of the contents has been designed by a team of expert surgeons, which encompasses all the updates in spinal pathology.



“

This Postgraduate Certificate consists of a quality program adapted to the latest trends in Thoracoscopy and Cervicoscopy in Pediatrics”

Module 1. Thoracoscopy and Cervicoscopy in Pediatrics

- 1.1. Anesthesia for Pediatric Thoracoscopy
- 1.2. Equipment and Supplies for Thoracic Laparoscopy
- 1.3. Neck I
 - 1.3.1. Cervicoscopy
- 1.4. Neck II
 - 1.4.1. Minimally Invasive Thyroid, Parathyroid and Thymus Surgery
- 1.5. Chest I:
 - 1.5.1. Pectus Excavatum Nuss Bar Placement
- 1.6. Chest II:
 - 1.6.1. Pneumothorax
 - 1.6.2. Debridement and Placement of Endothoracic Drainage Empyema
- 1.7. Chest III:
 - 1.7.1. Lobectomy in Children Cystic Adenomatoid Malformation
 - 1.7.2. Pulmonary Sequestration
- 1.8. Chest IV:
 - 1.8.1. Mediastinal Tumors
 - 1.8.2. Esophageal Duplications Bronchogenic Cysts
- 1.9. Chest V:
 - 1.9.1. Pulmonary Biopsy
 - 1.9.2. Metastases Removal
- 1.10. Chest VI:
 - 1.10.1. Patent Ductus Arteriosus / Vascular Rings
 - 1.10.2. Aortopexy Tracheomalacia
- 1.11. Chest VII:
 - 1.11.1. Palmar Hyperhidrosis
 - 1.11.2. Treatment Thoracoscopic of Chylothorax





“

*A unique, key, and decisive
educational experience to boost
your professional development”*

05 Methodology

This program offers students a different way of learning. Our methodology uses a cyclical learning approach: Relearning.

This teaching system is used, for example, in the most prestigious medical schools in the world, and major publications such as the New England Journal of Medicine have considered it to be one of the most effective.



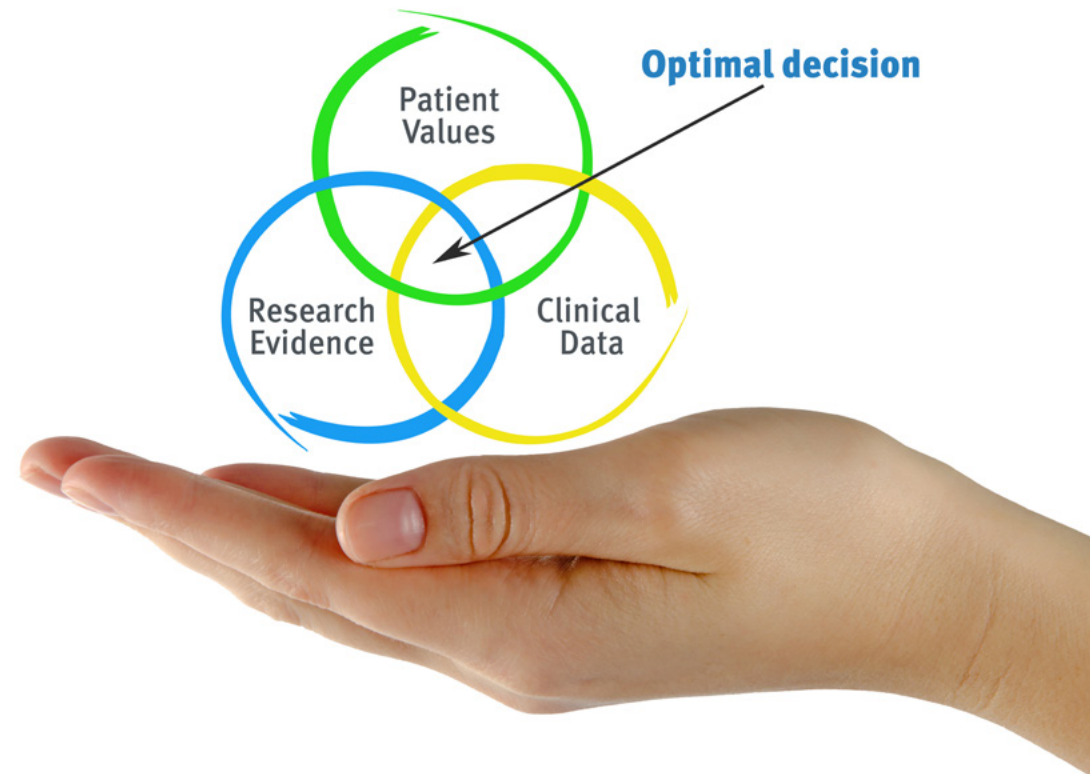
“

Discover Relearning, a system that abandons conventional linear learning, to take you through cyclical teaching systems: a way of learning that has proven to be extremely effective, especially in subjects that require memorization"

At TECH, we use the Case Method

What should a professional do in a given situation? Throughout the program, students will face multiple simulated clinical cases, based on real patients, in which they will have to do research, establish hypotheses, and ultimately resolve the situation. There is an abundance of scientific evidence on the effectiveness of the method. Specialists learn better, faster, and more sustainably over time.

With TECH you will experience a way of learning that is shaking the foundations of traditional universities around the world.



According to Dr. Gérvas, the clinical case is the annotated presentation of a patient, or group of patients, which becomes a “case”, an example or model that illustrates some peculiar clinical component, either because of its teaching power or because of its uniqueness or rarity. It is essential that the case is based on current professional life, trying to recreate the real conditions in the physician’s professional practice.

“

Did you know that this method was developed in 1912, at Harvard, for law students? The case method consisted of presenting students with real-life, complex situations for them to make decisions and justify their decisions on how to solve them. In 1924, Harvard adopted it as a standard teaching method.

The effectiveness of the method is justified by four fundamental achievements:

1. Students who follow this method not only achieve the assimilation of concepts, but also a development of their mental capacity, through exercises that assess real situations and the application of knowledge.
2. Learning is solidly translated into practical skills that allow the student to better integrate into the real world.
3. Ideas and concepts are understood more efficiently, given that the example situations are based on real-life.
4. Students like to feel that the effort they put into their studies is worthwhile. This then translates into a greater interest in learning and more time dedicated to working on the course.



Relearning Methodology

TECH effectively combines the Case Study methodology with a 100% online learning system based on repetition, which combines 8 different teaching elements in each lesson.

We enhance the Case Study with the best 100% online teaching method: Relearning.

Professionals will learn through real cases and by resolving complex situations in simulated learning environments. These simulations are developed using state-of-the-art software to facilitate immersive learning.



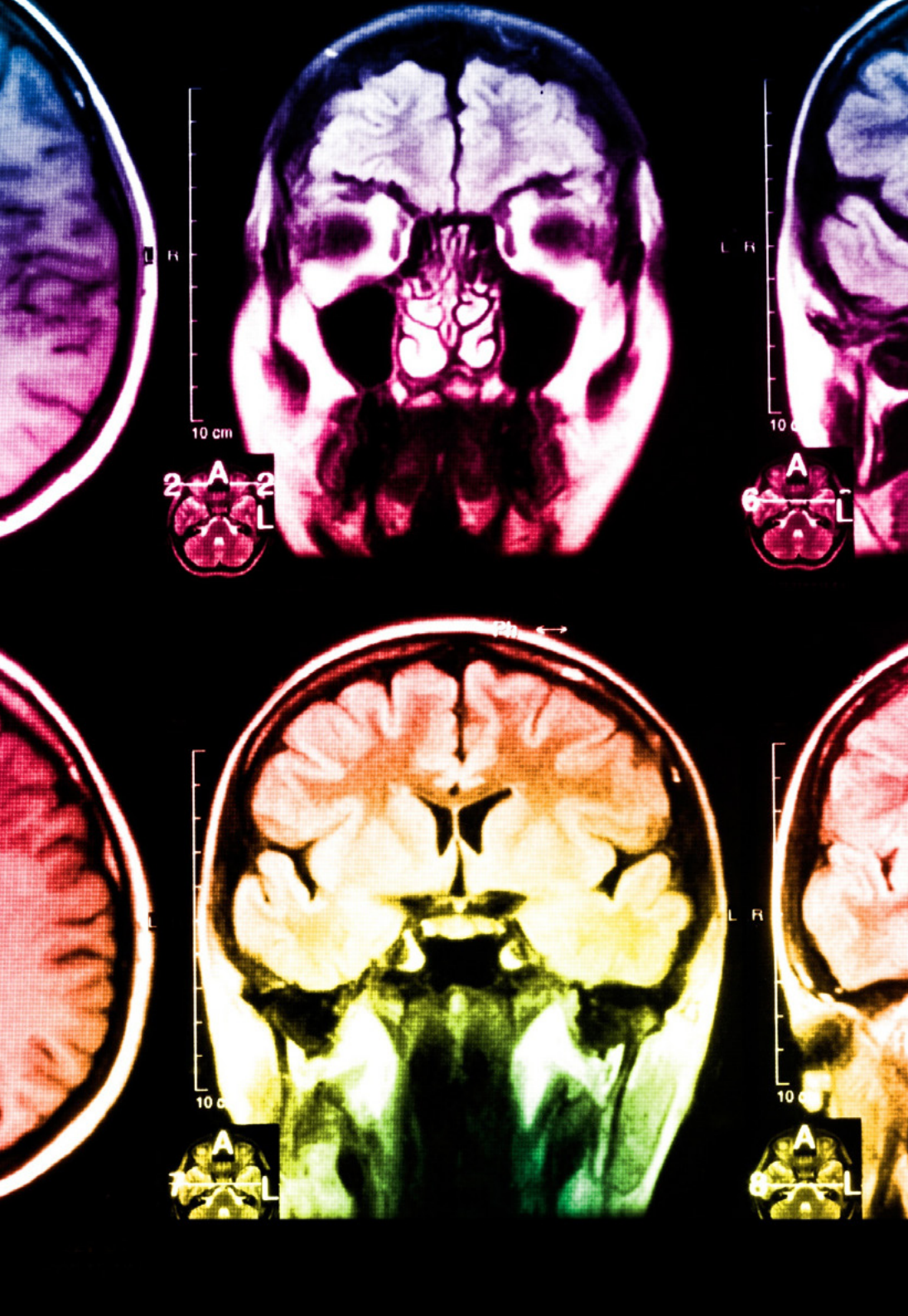
At the forefront of world teaching, the Relearning method has managed to improve the overall satisfaction levels of professionals who complete their studies, with respect to the quality indicators of the best online university (Columbia University).

With this methodology, more than 250,000 physicians have been prepared with unprecedented success in all clinical specialties regardless of surgical load. Our educational methodology is developed in a highly competitive environment, with a university student body with a strong socioeconomic profile and an average age of 43.5 years old.


Relearning will allow you to learn with less effort and better performance, involving you more in your specialization, developing a critical mindset, defending arguments, and contrasting opinions: a direct equation to success.

In our program, learning is not a linear process, but rather a spiral (learn, unlearn, forget, and re-learn). Therefore, we combine each of these elements concentrically.

The overall score obtained by TECH's learning system is 8.01, according to the highest international standards.



This program offers the best educational material, prepared with professionals in mind:



Study Material

All teaching material is produced by the specialists who teach the course, specifically for the course, so that the teaching content is highly specific and precise.

These contents are then adapted in audiovisual format, to create the TECH online working method. All this, with the latest techniques that offer high-quality pieces in each and every one of the materials that are made available to the student.



Surgical Techniques and Procedures on Video

TECH introduces students to the latest techniques, the latest educational advances and to the forefront of current medical techniques. All of this in direct contact with students and explained in detail so as to aid their assimilation and understanding. And best of all, you can watch the videos as many times as you like.



Interactive Summaries

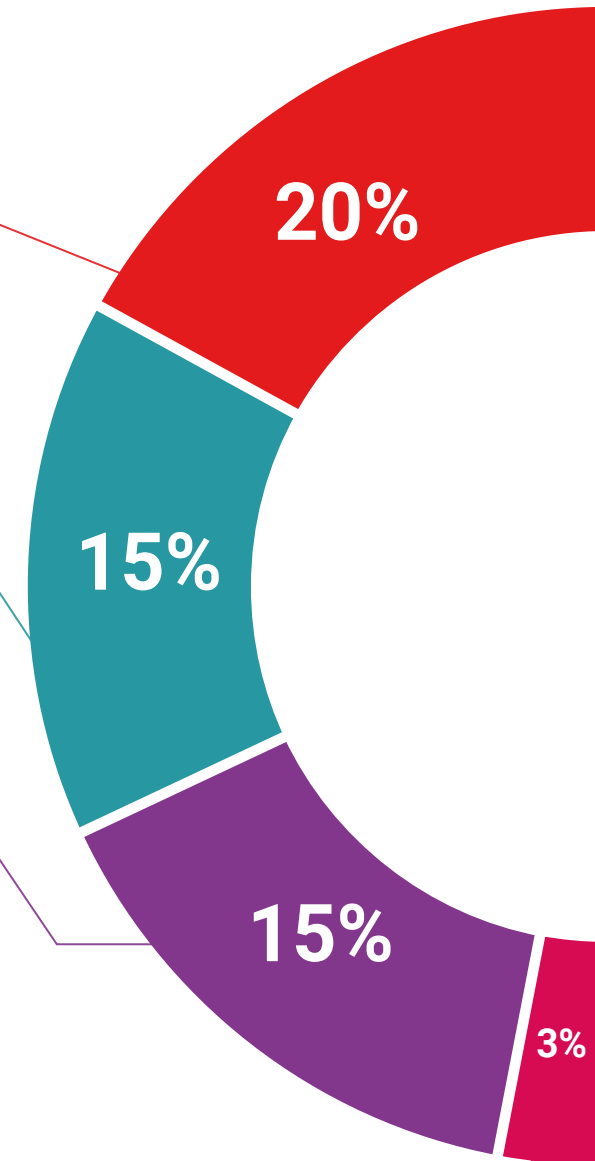
The TECH team presents the contents attractively and dynamically in multimedia lessons that include audio, videos, images, diagrams, and concept maps in order to reinforce knowledge.

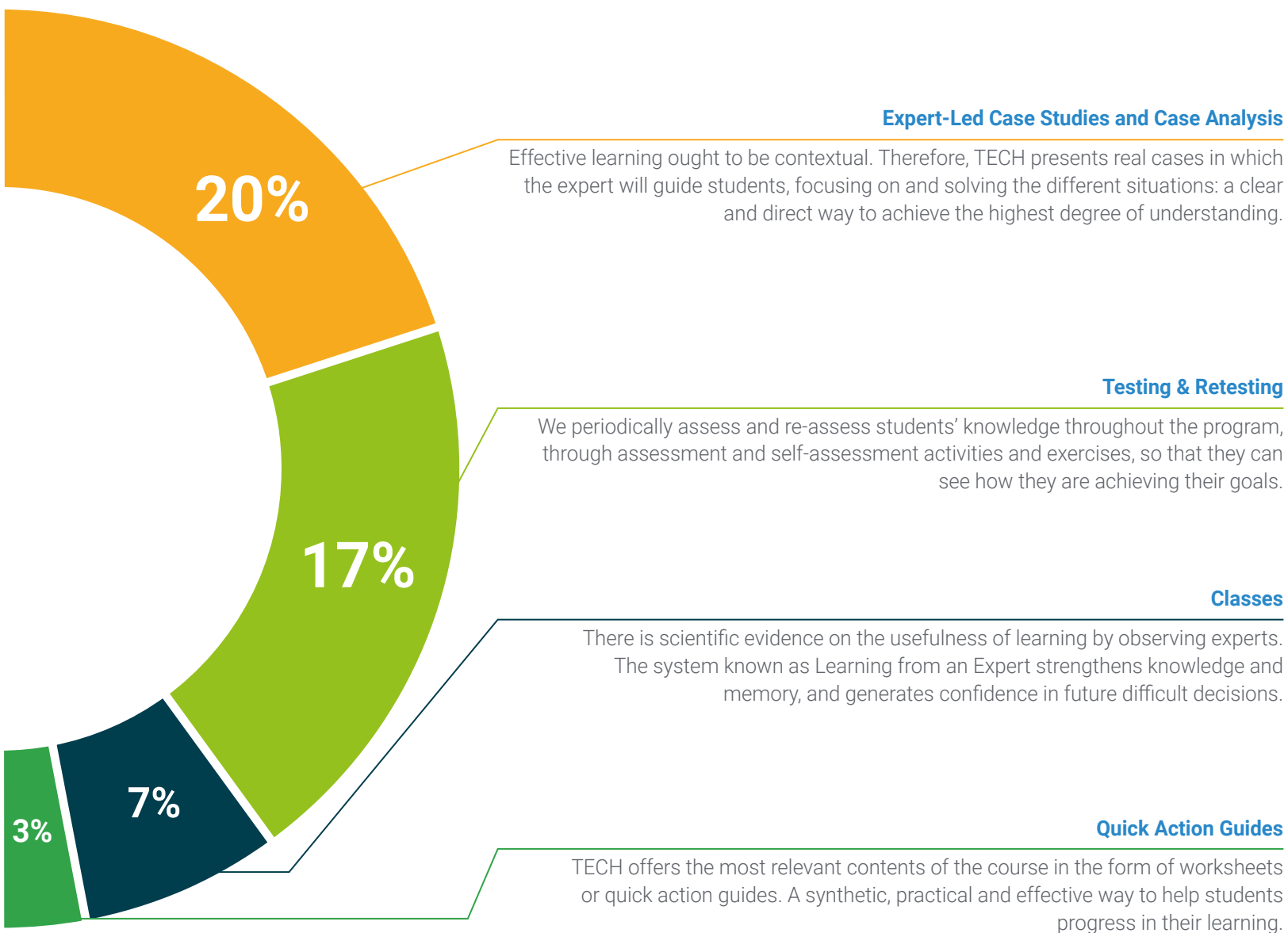
This exclusive educational system for presenting multimedia content was awarded by Microsoft as a "European Success Story".



Additional Reading

Recent articles, consensus documents and international guidelines, among others. In TECH's virtual library, students will have access to everything they need to complete their course.





06 Certificate

The Postgraduate Certificate in Thoracoscopy and Cervicoscopy in Pediatrics guarantees, in addition to the most accurate and up-to-date education, access to a Postgraduate Certificate issued by TECH Global University.



“

Successfully complete this program and receive your university qualification without having to travel or fill out laborious paperwork”

This private qualification will allow you to obtain a diploma for the **Postgraduate Certificate in Thoracoscopy, Cervicoscopy In Pediatrics** endorsed by TECH Global University, the world's largest online university.

TECH Global University, is an official European University publicly recognized by the Government of Andorra ([official bulletin](#)). Andorra is part of the European Higher Education Area (EHEA) since 2003. The EHEA is an initiative promoted by the European Union that aims to organize the international training framework and harmonize the higher education systems of the member countries of this space. The project promotes common values, the implementation of collaborative tools and strengthening its quality assurance mechanisms to enhance collaboration and mobility among students, researchers and academics.

This **TECH Global University** private qualification, is a European program of continuing education and professional updating that guarantees the acquisition of competencies in its area of knowledge, providing a high curricular value to the student who completes the program.

Title: **Postgraduate Certificate in Thoracoscopy, Cervicoscopy In Pediatrics**

Modality: **online**

Duration: **6 weeks**

Accreditation: **6 ECTS**





Postgraduate Certificate
Thoracoscopy and Cervicoscopy
in Pediatrics

- » Modality: online
- » Duration: 6 weeks
- » Certificate: TECH Global University
- » Accreditation: 6 ECTS
- » Schedule: at your own pace
- » Exams: online

Postgraduate Certificate

Thoracoscopy and Cervicoscopy in Pediatrics

