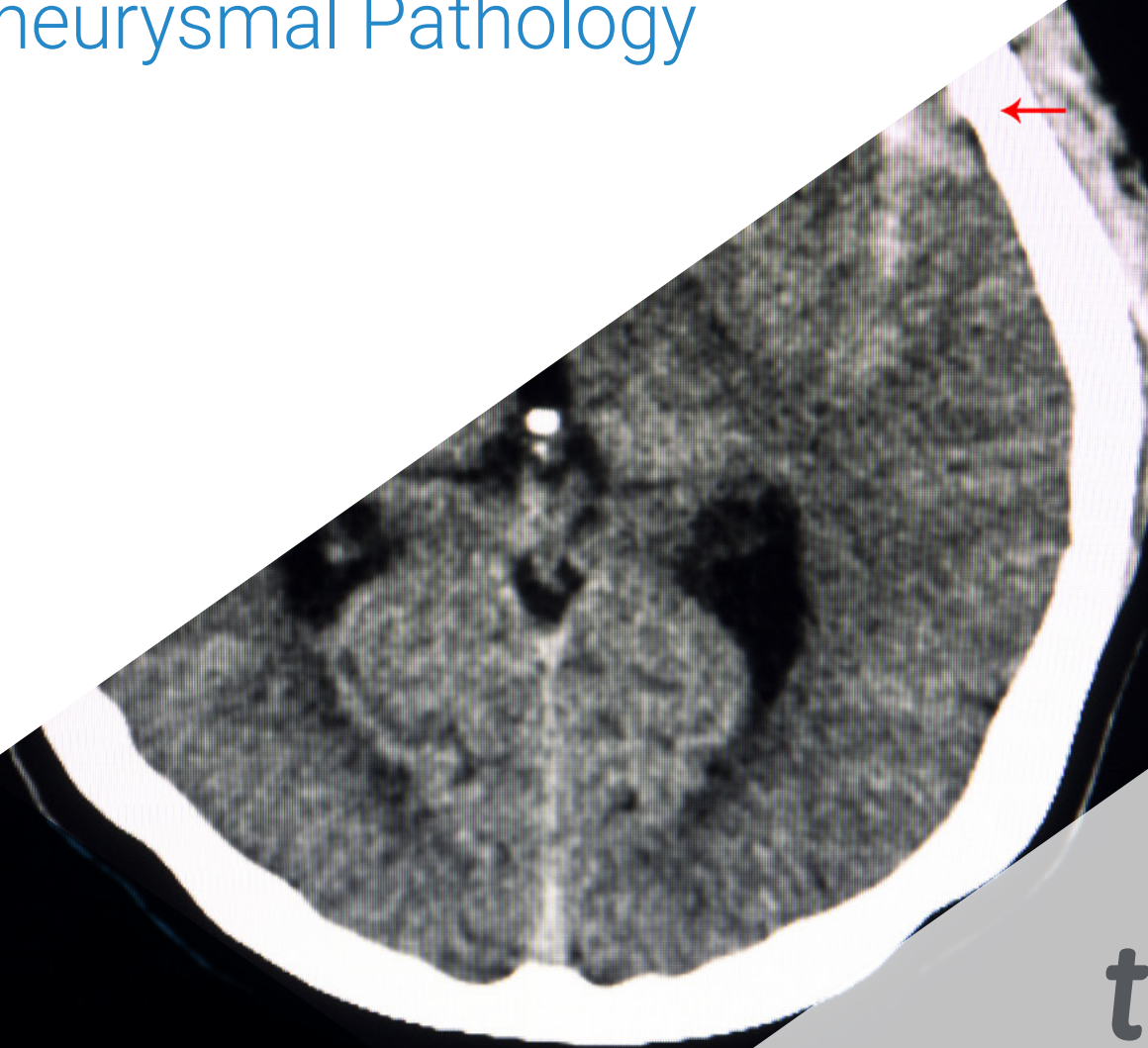


Postgraduate Certificate

Subarachnoid Hemorrhage and Intracranial Aneurysmal Pathology





Postgraduate Certificate

Subarachnoid Hemorrhage and Intracranial Aneurysmal Pathology

- » Modality: online
- » Duration: 6 weeks
- » Certificate: TECH Global University
- » Accreditation: 6 ECTS
- » Schedule: at your own pace
- » Exams: online

Website: www.techtitute.com/us/medicine/postgraduate-certificate/subarachnoid-hemorrhage-intracranial-aneurysmal-pathology

Index

01

Introduction

p. 4

02

Objectives

p. 8

03

Course Management

p. 12

04

Structure and Content

p. 16

05

Methodology

p. 20

06

Certificate

p. 28

01

Introduction

Spontaneous subarachnoid hemorrhage is a specifically neurosurgical entity, but multiple specialties are involved in its management, such as Neurology, Emergency Medicine, Neuroradiology and Intensive Care Medicine. The study of cerebral aneurysms is directly related to subarachnoid hemorrhage and its treatment and prevention.

With this comprehensive program, you will learn the basic principles of diagnosis and treatment of subarachnoid hemorrhage, as well as the characteristics of cerebral aneurysms according to their location and size, correlating it with the clinical presentation and prognosis.



“

A comprehensive program that will help you keep up to date with the latest techniques in Neurosurgery”

The Postgraduate Certificate in Subarachnoid Hemorrhage and Intracranial Aneurysmal Pathology is an up-to-date compilation of the pathologies that need to be studied and treated by Neurosurgery. The application of diagnostic and therapeutic algorithms enhances student learning and synthesizes the flow of information to facilitate its practical application in the student's environment.

The first step in the approach to this group of patients is the correct identification of the clinical features and diagnosis of subarachnoid hemorrhage, based on up-to-date diagnostic diagrams that allow patients with suggestive clinical features to be identified, thereby optimizing the performance of the diagnostic tests used.

In a pathology with such a high morbimortality, it is essential to be able to identify and manage the diagnostic protocols of the main complications that may appear not only immediately, but also as the disease progresses, in order to treat and manage subarachnoid hemorrhage from a neurosurgical approach but in coordination with the Intensive Care Medicine services, with the aim of minimizing complications and reducing neurological sequelae..

Rupture of intracranial aneurysms is the most frequent cause of spontaneous subarachnoid hemorrhage. However, in a percentage of patients, causes other than the presence of aneurysms are identified, among which non-aneurysmal perimesencephalic hemorrhage should be highlighted, which has specific characteristics in terms of prognosis and possibilities of recurrence that should be considered differentially.

The study of cerebral aneurysms is directly related to subarachnoid hemorrhage and its treatment and prevention. In the classification of aneurysms according to location, both in anterior and posterior circulation aneurysms, we summarize the morphological characteristics of each location, the predominant clinical features and features that may influence treatment options.

This **Postgraduate Certificate in Subarachnoid Hemorrhage and Intracranial Aneurysmal Pathology** contains the most complete and up-to-date educational program on the market. The most important features include:

- ◆ Practical cases presented by experts in neurosurgery
- ◆ The graphic, schematic, and practical contents with which they are created, provide scientific and practical information on the disciplines that are essential for professional practice.
- ◆ The latest developments in Neurosurgery
- ◆ Practical exercises where the self-assessment process can be carried out to improve learning
- ◆ Special emphasis on innovative methodologies in Neurosurgery
- ◆ Theoretical lessons, questions to the expert, debate forums on controversial topics, and individual reflection work.
- ◆ Content that is accessible from any fixed or portable device with an Internet connection



Expand your knowledge through this Postgraduate Certificate that will allow you to specialize until you achieve excellence in this field"

“

This Postgraduate Certificate is the best investment you can make when selecting a refresher program, for two reasons: in addition to updating your knowledge in Neurosurgery, you will obtain a qualification endorsed by TECH"

The teaching staff includes medical professionals who bring their experience to this program, as well as renowned specialists from leading societies and prestigious universities.

The multimedia content, developed with the latest educational technology, will provide the professional with situated and contextual learning, i.e., a simulated environment that will provide an immersive learning experience designed to prepare for real-life situations.

This program is designed around Problem-Based Learning, whereby the physician must try to solve the different professional practice situations that arise throughout the program. For this purpose, the specialist will be assisted by an innovative interactive video system created by renowned experts in Subarachnoid Hemorrhage and Intracranial Aneurysmal Pathology.

Do not hesitate to take this educational program with us. You will find the best teaching material with virtual lessons.

This 100% online Postgraduate Certificate will allow you to combine your studies with your professional work while expanding your knowledge in this field.



02 Objectives

The Postgraduate Certificate in Subarachnoid Hemorrhage and Intracranial Aneurysmal Pathology is designed to enhance the professional's performance with the latest advances and most innovative treatments in the sector.





“

Thanks to this Postgraduate Certificate you will be able to specialize in Neurosurgery and learn about the latest advances in the field"



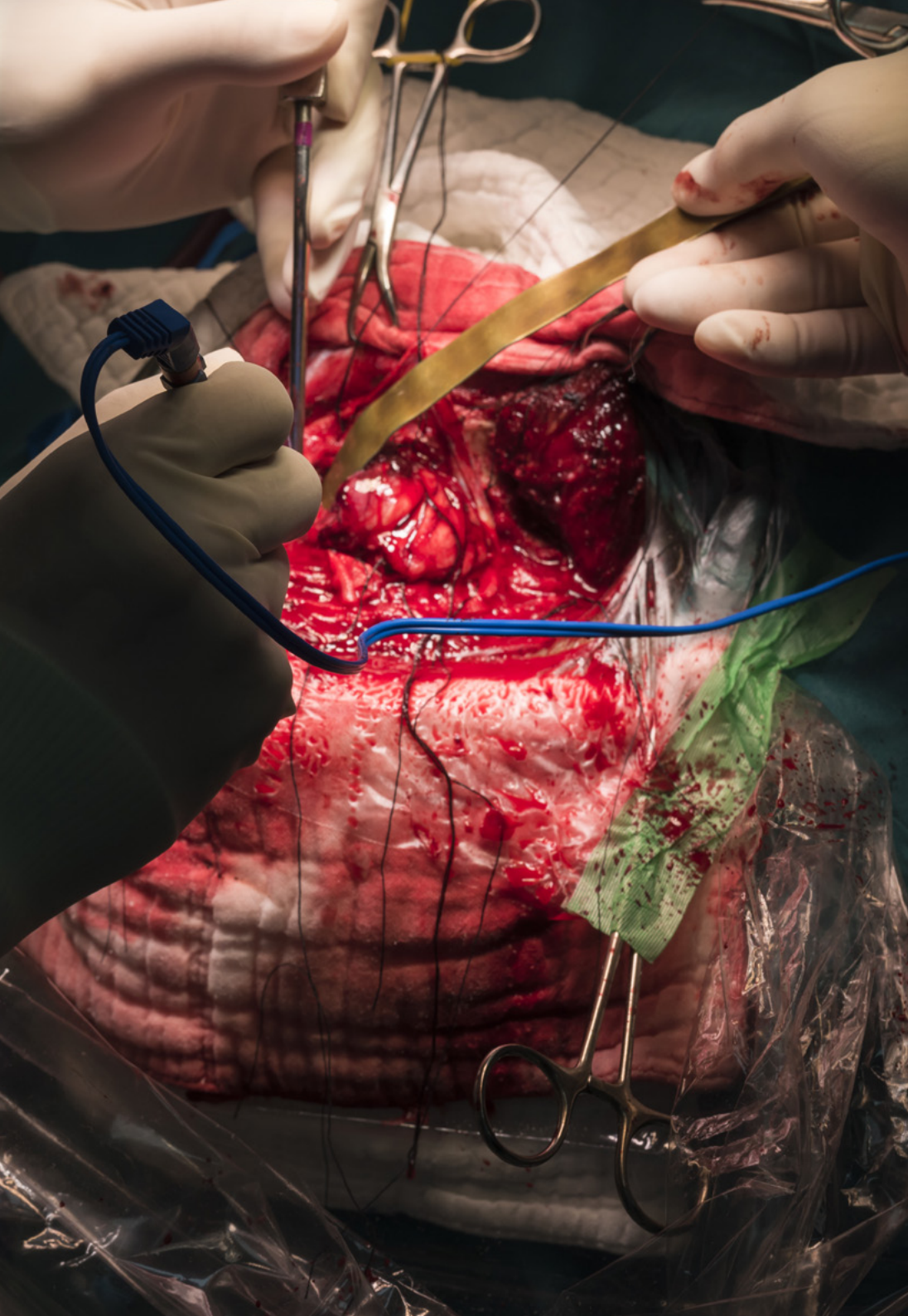
General Objectives

- ◆ Acquire more in-depth knowledge of the specialty, with a practical approach to help professionals apply the information learned in their clinical practice, focusing on the latest diagnostic and therapeutic guidelines and the most recent scientific evidence
- ◆ Learn the latest surgical techniques that have been implemented in recent years along with the knowledge of technological development in multiple areas of Neurosurgery



Thanks to this Postgraduate Certificate you will be able to specialize in Neurosurgery and learn about the latest advances in the field"





Specific Objectives

- ◆ Specialize in the basic principles of diagnosis and treatment of subarachnoid hemorrhage, both from a neurosurgical perspective and from the perspective of the intensivist. Identify the most important complications, their timeline, and basic tools for preventing and treating them.
- ◆ Learn the clinical characteristics of cerebral aneurysms according to their location and size, correlating it with the clinical presentation and prognosis. Understand the differential characteristics of certain types of aneurysms according to their etiology
- ◆ Discuss the advantages and disadvantages of surgical and endovascular treatment in the treatment of cerebral aneurysms, and know the main indications of each of the therapeutic alternatives depending on the location and shape of the aneurysm
- ◆ Gain in-depth knowledge of the main multicenter studies whose results and conclusions have determined the management of unruptured cerebral aneurysms, and how they have modified the choice of the type of treatment

03

Course Management

The program's teaching staff includes leading experts in Neurosurgery, who contribute their vast work experience to this program. Additionally, other recognized experts participate in its design and preparation, completing the program in an interdisciplinary manner.





“

*Leading experts in Neurosurgery have
joined forces to share all their knowledge
in the field with you”*

Management



Dr. Fernández Carballal, Carlos

- ♦ Head of the Spinal Pathology Section. Neurosurgery Service
- ♦ Gregorio Marañón General University Hospital
- ♦ Associate Neurosurgery Professor. Faculty of Medicine. Complutense University of Madrid
- ♦ PhD in Surgery from the Autonomous University of Madrid Faculty of Medicine, obtaining the qualification of outstanding cum laude.
- ♦ Member of the Spanish Society of Neurosurgery, Member of the Neurorachis Society, Member of the Spanish Society of Functional Neurosurgery (SENE)
- ♦ Master's Degree in Medical and Clinical Management from the Spanish Distance University (UNED)
- ♦ Degree in Medicine (University of Navarra, 1999)

Professors

Mr. Poveda, José Manuel

- ♦ Neurosurgery Department. Gregorio Marañón General University Hospital
- ♦ Degree in Medicine. Central University of Venezuela

Mr. Sierra, Olga Mateo

- ♦ Neurosurgery Professor. Complutense University of Madrid
- ♦ Neurosurgery Department. Gregorio Marañón General University Hospital
- ♦ Degree in Medicine and Surgery, Autonomous University of Madrid



04

Structure and Content

The structure of the content has been designed by the best professionals in the Neurosurgery sector, with extensive experience and recognized prestige in the profession, backed by the volume of cases reviewed, studied, and diagnosed, and with extensive knowledge of new technologies applied to teaching.

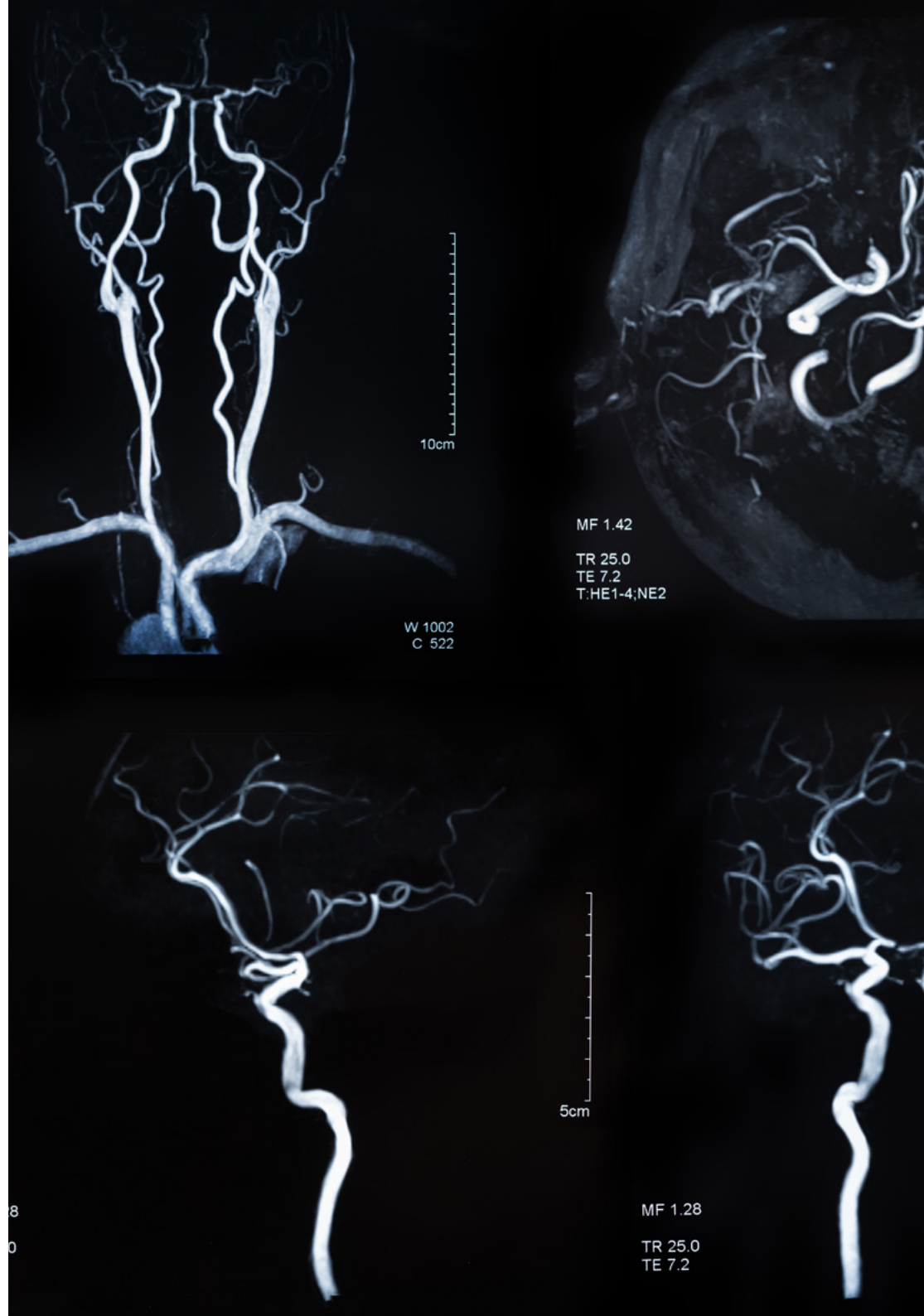


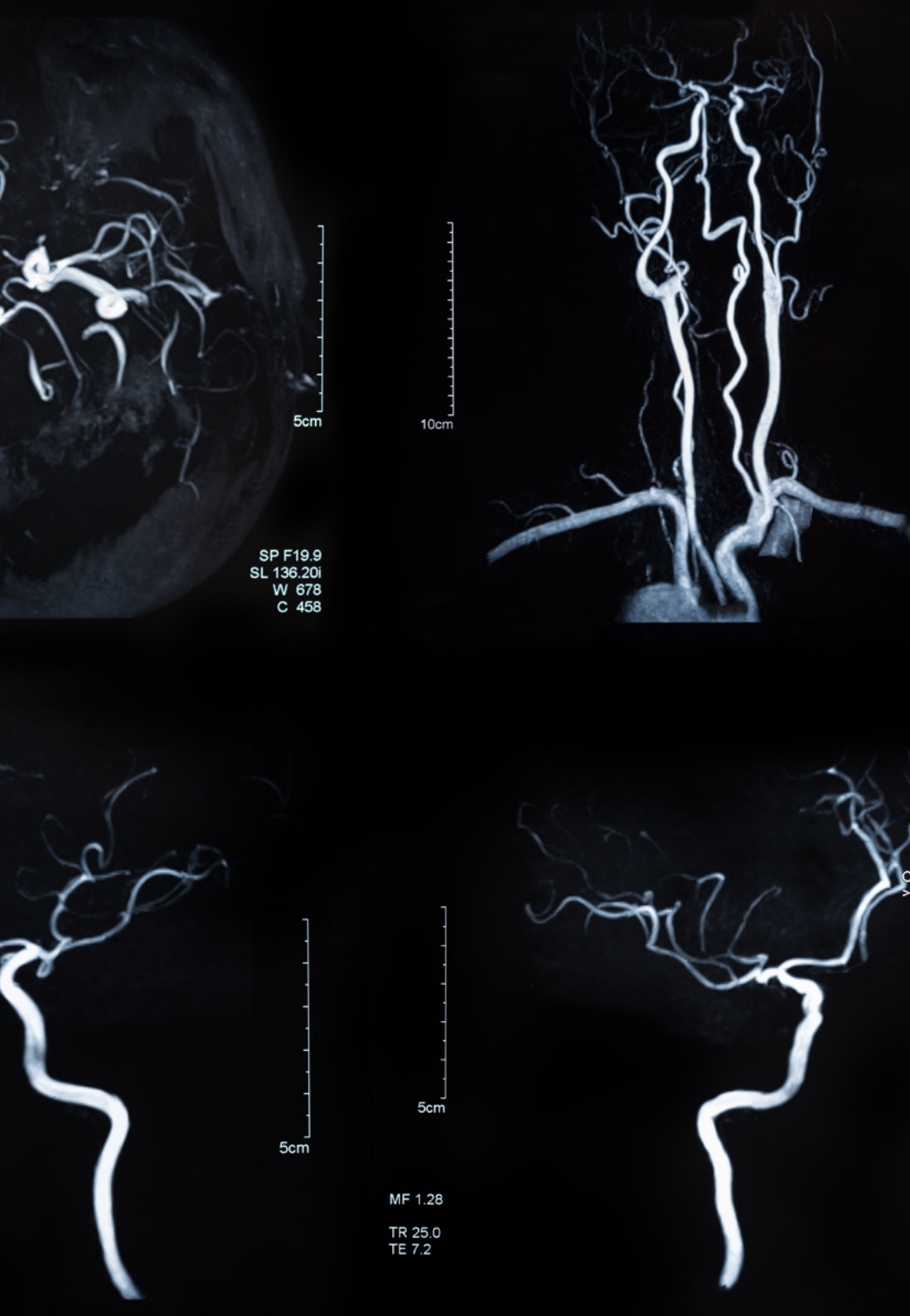
“

This Postgraduate Certificate in Subarachnoid Hemorrhage and Intracranial Aneurysmal Pathology contains the most complete and up-to-date scientific program on the market"

Module 1. Vascular Pathology I. Subarachnoid Hemorrhage and Intracranial Aneurysmal Pathology

- 1.1. Subarachnoid Hemorrhage: Clinical, Diagnostic, and Neurological Prognosis
- 1.2. Subarachnoid Hemorrhage Complications
- 1.3. Treating and Managing Patients with Subarachnoid Hemorrhage
- 1.4. Non-Aneurysmal Subarachnoid Hemorrhage
- 1.5. Anterior Circulation Aneurysms
- 1.6. Posterior Circulation Aneurysms
- 1.7. Natural History and Treatment of Unruptured Brain Aneurysm
- 1.8. Surgical Treatment of Intracranial Aneurysms
- 1.9. Endovascular Treatment of Intracranial Aneurysms
- 1.10. Mycotic and Traumatic Aneurysms





“

This will provide key education to advance in your career.”

05

Methodology

This program offers students a different way of learning. Our methodology uses a cyclical learning approach: Relearning.

This teaching system is used, for example, in the most prestigious medical schools in the world, and major publications such as the New England Journal of Medicine have considered it to be one of the most effective.



“

Discover Relearning, a system that abandons conventional linear learning, to take you through cyclical teaching systems: a way of learning that has proven to be extremely effective, especially in subjects that require memorization”

At TECH, we use the Case Method

What should a professional do in a given situation? Throughout the program, students will face multiple simulated clinical cases, based on real patients, in which they will have to do research, establish hypotheses, and ultimately resolve the situation. There is an abundance of scientific evidence on the effectiveness of the method. Specialists learn better, faster, and more sustainably over time.

With TECH you will experience a way of learning that is shaking the foundations of traditional universities around the world.



According to Dr. Gérvas, the clinical case is the annotated presentation of a patient, or group of patients, which becomes a “case”, an example or model that illustrates some peculiar clinical component, either because of its teaching power or because of its uniqueness or rarity. It is essential that the case is based on current professional life, trying to recreate the real conditions in the physician’s professional practice.

“

Did you know that this method was developed in 1912, at Harvard, for law students? The case method consisted of presenting students with real-life, complex situations for them to make decisions and justify their decisions on how to solve them. In 1924, Harvard adopted it as a standard teaching method.

The effectiveness of the method is justified by four fundamental achievements:

1. Students who follow this method not only achieve the assimilation of concepts, but also a development of their mental capacity, through exercises that assess real situations and the application of knowledge.
2. Learning is solidly translated into practical skills that allow the student to better integrate into the real world.
3. Ideas and concepts are understood more efficiently, given that the example situations are based on real-life.
4. Students like to feel that the effort they put into their studies is worthwhile. This then translates into a greater interest in learning and more time dedicated to working on the course.



Relearning Methodology

At TECH, we enhance the Harvard case method with the best 100% online teaching methodology available: Relearning.

This university is the first in the world to combine the study of clinical cases with a 100% online learning system based on repetition, combining a minimum of 8 different elements in each lesson, a real revolution with respect to the mere study and analysis of cases.

Professionals will learn through real cases and by resolving complex situations in simulated learning environments. These simulations are developed using state-of-the-art software to facilitate immersive learning.



At the forefront of world teaching, the Relearning method has managed to improve the overall satisfaction levels of professionals who complete their studies, with respect to the quality indicators of the best online university (Columbia University).

With this methodology, more than 250,000 physicians have been prepared with unprecedented success in all clinical specialties regardless of surgical load. Our educational methodology is developed in a highly competitive environment, with a university student body with a strong socioeconomic profile and an average age of 43.5 years old.

Relearning will allow you to learn with less effort and better performance, involving you more in your specialization, developing a critical mindset, defending arguments, and contrasting opinions: a direct equation to success.

In our program, learning is not a linear process, but rather a spiral (learn, unlearn, forget, and re-learn). Therefore, we combine each of these elements concentrically.

The overall score obtained by TECH's learning system is 8.01, according to the highest international standards.



This program offers the best educational material, prepared with professionals in mind:



Study Material

All teaching material is produced by the specialists who teach the course, specifically for the course, so that the teaching content is highly specific and precise.

These contents are then adapted in audiovisual format, to create the TECH online working method. All this, with the latest techniques that offer high-quality pieces in each and every one of the materials that are made available to the student.



Surgical Techniques and Procedures on Video

TECH introduces students to the latest techniques, the latest educational advances and to the forefront of current medical techniques. All of this in direct contact with students and explained in detail so as to aid their assimilation and understanding. And best of all, you can watch the videos as many times as you like.



Interactive Summaries

The TECH team presents the contents attractively and dynamically in multimedia lessons that include audio, videos, images, diagrams, and concept maps in order to reinforce knowledge.

This exclusive educational system for presenting multimedia content was awarded by Microsoft as a "European Success Story".



Additional Reading

Recent articles, consensus documents and international guidelines, among others. In TECH's virtual library, students will have access to everything they need to complete their course.





Expert-Led Case Studies and Case Analysis

Effective learning ought to be contextual. Therefore, TECH presents real cases in which the expert will guide students, focusing on and solving the different situations: a clear and direct way to achieve the highest degree of understanding.



Testing & Retesting

We periodically assess and re-assess students' knowledge throughout the program, through assessment and self-assessment activities and exercises, so that they can see how they are achieving their goals.



Classes

There is scientific evidence on the usefulness of learning by observing experts. The system known as Learning from an Expert strengthens knowledge and memory, and generates confidence in future difficult decisions.



Quick Action Guides

TECH offers the most relevant contents of the course in the form of worksheets or quick action guides. A synthetic, practical and effective way to help students progress in their learning.



06 Certificate

The Postgraduate Certificate in Subarachnoid Hemorrhage and Intracranial Aneurysmal Pathology guarantees, in addition to the most accurate and up-to-date education, access to a Postgraduate Certificate issued by TECH Global University.





“

Successfully complete this program and receive your university qualification without having to travel or fill out laborious paperwork”

This private qualification will allow you to obtain a diploma for the **Postgraduate Certificate in Subarachnoid Hemorrhage and Intracranial Aneurysmal Pathology** endorsed by TECH Global University, the world's largest online university.

TECH Global University, is an official European University publicly recognized by the Government of Andorra ([official bulletin](#)). Andorra is part of the European Higher Education Area (EHEA) since 2003. The EHEA is an initiative promoted by the European Union that aims to organize the international training framework and harmonize the higher education systems of the member countries of this space. The project promotes common values, the implementation of collaborative tools and strengthening its quality assurance mechanisms to enhance collaboration and mobility among students, researchers and academics.

This **TECH Global University** private qualification, is a European program of continuing education and professional updating that guarantees the acquisition of competencies in its area of knowledge, providing a high curricular value to the student who completes the program.

Title: **Postgraduate Certificate in Subarachnoid Hemorrhage and Intracranial Aneurysmal Pathology**

Modality: **online**

Duration: **6 weeks**

Accreditation: **6 ECTS**





Postgraduate Certificate
Subarachnoid Hemorrhage
and Intracranial
Aneurysmal Pathology

- » Modality: online
- » Duration: 6 weeks
- » Certificate: TECH Global University
- » Accreditation: 6 ECTS
- » Schedule: at your own pace
- » Exams: online

Postgraduate Certificate

Subarachnoid Hemorrhage and Intracranial Aneurysmal Pathology

